

WINTER 2015



HONG KONG COLLEGE OF RADIOLOGISTS

NEWSLETTER



*Work together to maintain
the good practice of radiology*

Inside
this
issue...

6th JSM

of RCR & HKCR and
23rd ASM of HKCR

**Honorary
Fellow**

of HKCR –
Dr. Hector Ma

History
of Mammography

- 2** President's Jotting
-
- 4** Message from the Editor
-
- Call for Application of HKCR Education and Research Fund
- 5**
-
- Call for Application of HKCR 15A Travelling Fellowship 2016
- 5**
-
- College Examinations Successful Candidates Joint Final (Part B) Examinations for Fellowship - Autumn 2015
- 6**
-
- College Exit Assessment Successful Candidates
- 7**
-
- FRCR 2016 Examination Schedule
- 8**
-
- HKCR 15A Travelling Fellowship 2014: Training on Paediatric Oncology and Gynaecological Oncology at Addenbrooke's Hospital, Cambridge
- 9**
-
- HKCR 15A Travelling Fellowship 2015: Training on Stereotactic Body Radiotherapy and Palliative Care in London
- 10**
-
- The 22nd Chinese Congress of Radiology, 17th - 20th September 2015
- 11**
-
- The 2nd Hong Kong International Oncology Symposium, 7th November 2015
- 12**
-
- The Asian Oceanian School of Radiology - Youth Club (AOSOR-YC) 2015, 12th - 15th November 2015
- 13**
-
- Meeting with The Royal College of Radiologists (RCR) Officials & Examiners, 13th November 2015
- 14**
-
- 6th Joint Scientific Meeting of The Royal College of Radiologists & Hong Kong College of Radiologists and 23rd Annual Scientific Meeting of Hong Kong College of Radiologists, 14th - 15th November 2015
- 15**
-
- 16** List of Awards
-
- The 15th Joint Ceremonies for Admission of New Fellows of The Royal College of Radiologists & Hong Kong College of Radiologists, the 16th Ho Hung Chiu Lecture and Dinner of the Colleges, 14th November 2015
- 17**
-
- First Examination for the Fellowship (Nuclear Medicine), January 2016
- 21**
-
- Accreditation of HKIPM Medical Physicist Certification Board by IMPCB, 10th - 11th November 2015
- 21**
-
- Joint Scientific Seminar of HKCR and HKU - Prof. Walter Kucharczyk and Dr. Henry Mak, 11th January 2016
- 22**
-
- Interview with Dr. Hector Ma - The Visionary Radiology Leader and Honorary Fellow of the Hong Kong College of Radiologists
- 23**
-
- Leisure Corner - Looking Back: Highlights from the History of Radiology
- 27**
-
- Dinner with Honorary Legal Advisor, Honorary Auditor and Hang Seng Investment Management Limited (HSVM), 17th December 2015
- 32**
-
- Christmas Lunch with HKCR Secretariat, 19th December 2015
- 33**
-
- Membership list of Committees and Subcommittees 2015 - 2016
- 34**
-
- Membership Status
- 36**
-
- Forthcoming Meetings in 2016
- 38**
-

We are now in the second lunar month of the year of the Monkey. But it is never too late to offer everybody our best wishes for a happy, healthy and prosperous New Year.

The College has been as energetic as ever in the examination season: preparing the Joint Final Examination, the Joint Admission Ceremonies and the Joint Scientific Meeting with RCR last November, and the Exit Assessment in January. The effort paid off as the number of Fellows has now well exceeded 500, and the total number of members 700. My congratulations go to the successful candidates and especially to all trainers and training centres for their magnificent effort to achieve such enviable results. As one of main objectives of the College is to develop and maintain the good practice of diagnostic and therapeutic radiology by ensuring the highest professional standards of competence and ethical integrity, we spare no effort to continuously refining our training guidelines, and recently improve the workflow of our College membership application process. We have a briefing with Training Heads of all Training Centres on 11th March 2016, on the major changes, covering from membership application, content of training, log book details to interpretation of leave of absence from training and estimation of training duration. Please, refer to our website and consult your Training Heads for further details.



HKCR Meeting with Training Heads

I mentioned the Project Steering Committee on Standards for Ambulatory Facilities under the Department of Health in the last issue of the Newsletter. We now have Dr. Siu-Kie Au and Dr. Tze-Mun Chan to

join the Task Force (Chemotherapy), with me being the Co-convenor; and Dr. Yiu-Chung Wong and Dr. Sonny Chiu to be our College's representatives for the Task Force (Radiological Intervention & Lithotripsy), with Dr. Wai-Lun Poon as the Convenor. We will soon start working in the Academy to discuss and advise the Department of Health on the standard for ambulatory facilities.



Representatives at G7 Summit on Standardization of Resident's Training

On external affairs, our College maintains close ties with fellow Societies and Colleges outside Hong Kong by joining their Committees and by sending representatives to participate in international and regional congresses. Dr. Lilian Leong attended the 9th Annual Meeting of Chinese Association of Radiologists (CAR) in Nanjing, China on 28th – 30th August 2015, and delivered two lectures entitled "*The Training System for Qualified Radiologists – Hong Kong Experience*" at the Annual Meeting and "*Resident Training in Radiology in Hong Kong*" at the G7 Summit on Standardization of



National Delegates at Council Meeting of AOSNHNR

Resident's Training. Dr. Leong also participated in the 1st Asian Radiology Forum 2015 with Dr. Jennifer Khoo during KCR 2015 on 9th – 12th September 2015, in Seoul. Dr. Wai-Lun Poon represented the College at the 22nd Chinese Congress of Radiology, co-organized by the Chinese Medical Association and the Chinese

Society of Radiology, in Harbin on 19th – 22nd September 2015. Dr. Leong and Dr. Pui-Wai Cheng attended the 10th Asian Oceanian Congress of Neuroradiology (AOCNR 2015) as moderators of the Congress on 5th – 7th November 2015, in Fukuoka, Japan. During the Congress, she also attended the Council meeting of the Asian Oceanian Society of Neuroradiology and Head & Neck Radiology (AOSNHNR). Furthermore, Prof. Pek-Lan Khong represented the College in the 1st Asia-Pacific Forum on Quality and Safety in Medical Imaging (APOQS) held in Taipei, Chinese Taipei on 14th – 15th November 2015. Representatives from 9 Asia-Pacific countries/regions including China, Chinese Taipei, Hong Kong, Indonesia, Korea, Malaysia, Philippines, Singapore and Thailand delivered their local experiences on quality and safety in medical imaging.



For the Asian Oceanian Society of Radiology (AOSR), Dr. Stephen Cheung attended the Executive Council Meeting in Beijing on 22nd August 2015, while Dr. Sunny Tse and Dr. Janice Ip joined the AOSOR Youth Club programme held on 12th – 15th November 2015, in Yilan, Chinese Taipei.

Outside Asia, Dr. Lilian Leong attended the RSNA Annual Meeting in Chicago, USA, on 29th November to 4th December 2015, and participated in the International Society of Radiology (ISR) International Assembly and International Trends Meeting during the Meeting. She also attended the European Congress of Radiology (ECR 2016) in Vienna, Austria, on 2nd – 6th March 2016, and joined the ISR International Assembly and ESR General Assembly at the same occasion.

The HKCR 15A Travelling Fellowship is another mechanism to foster closer ties with U.K. colleagues. Dr. Anna Tai had fruitful attachments in U.K. and visited the RCR in Lincoln's Inn Fields as the College Ambassadors in September to November 2015.

Locally, our College remains active in supporting, participating in and organizing educational programmes and scientific seminars. That include the 2nd Hong Kong International Oncology Symposium (chaired by Dr. Siu-Kie Au) on 7th November 2015; the Symposium on Cancer Control in the Western Pacific cum Launching of the Cancer Atlas 2nd Edition on 12th December 2015; Joint Scientific Seminar on "Imaging of Prion Diseases and Related Proteinopathies" & "Imaging Features in Neuromyelitis Optica and its Spectrum Disorders – local experience at a Tertiary Medical Center" on 11th January 2016 (co-organised with Department of Diagnostic Radiology of HKU); a Palliative Medicine Scientific Seminar "What have we learned from recent bone metastases radiation trials?" on 18th March 2016; and Dinner Symposium on "MRI and Radiation Safety Update" on 22nd March 2016. The College is also supportive of the 2016 Lecture Series on "Practical Reporting of Musculoskeletal MRI Studies" (organized by the Department of Imaging and Interventional Radiology of CUHK) in January 2016 – 2017, the 1st Annual Scientific Meeting of the Hong Kong Society Uro-Oncology on 24th January 2016, HKU body MRI Symposium with Visiting Professor Joseph KT Lee (organized by the Department of Diagnostic Radiology of HKU). On patient education and benefits side, I represented the College in the kick-off ceremony of Globe-athon HK 2015, on 20th September, 2015, and Prof. Anne Lee in the Hong Kong Cancer Day 2015 on 12th December 2015.



In the coming months, our College is organizing many scientific programmes which are well worth attending. May I remind you to mark your diary on the following few, and watch out for more on our website:

1. The 11th Pan-Pearl-River Area Conference of Radiation Oncology and the Prof. Ho Hung Chiu Memorial Symposium on Nasopharyngeal Cancer, 15th – 16th April 2016;
3. The 6th International Diagnostic Course Davos (IDKD) Intensive Course in Hong Kong, 3rd – 5th June 2016; and
2. 2016 American Institute for Radiologic Pathology (AIRP) Course in Hong Kong, 1st – 3rd July 2016.



These functions would be more successful with your full support and whole-hearted participation.

In the past year, our College has formed a working group for Review on Awards / Prizes / Titled Presentations, which functions under the Council to review and categorize and to set out criteria for establishing different awards / prizes / named lecture / fellowship of the College as well as to establish the endowment policy for acceptance of donation for our College. After thorough discussion, the Council endorsed to inaugurate the "Lilian Leong Oration" this year, which will take place together with the Joint Admission Ceremonies. Soon I will write to call for your generosity in fund-raising for this purpose.

Lastly and at all times, I wish to thank all members of the Council, Committees and Subcommittees for your hard work and selfless devotion, and your unfailing and whole-hearted support of our Secretariat. ✍️

Message from the Editor

Dr. CY Lui

For those who are interested in the history of Radiology, this issue brings you the last topic of our series 'Looking Back: Highlights from the History of Radiology' - Mammography. We're happy to have Dr. HS Lam telling us the stories of development of the quality breast imaging in Hong Kong.

In 2015, Hong Kong College of Radiologists presented Honorary Fellowship to Dr. Hector Ma. Our Newsletter team is privileged to have Dr. Ma's sharing of his journey in radiology and his view of the future of radiology development in Hong Kong. Thank you, Dr. Ma!

We also reported many important College functions and various educational activities organised by the College in the past few months. It's glad to see the events are all well supported by our members and Fellows. We're having many scientific programmes in the coming months as well and please do register early.

I'd like to thank again the Newsletter team and the College secretariats, especially Karen Law and Phyllis Wong, for contributing the success of the Newsletter. ✍️

Call for Application of HKCR Education and Research Fund

HKCR Education and Research Fund is now open for application to support research projects, conference attendance and other activities between 1 July 2016 and 31 December 2016

The objective of HKCR Education and Research Fund is to promote and assist career development, continuing education and research activities among members of Hong Kong College of Radiologists (HKCR) and international professional community.

Four Categories of Grants are available from the Fund:

- I. Education grant to assist HKCR members for overseas advanced training and international conventions.
- II. Education grant for Mainland China and overseas radiologists to participate in activities organized by HKCR.
- III. Conference grant to assist HKCR members in organizing educational activities.
- IV. Research grant to assist HKCR members to conduct pilot study in basic and clinical research

The completed application form should be submitted to the Secretariat Office to the attention of the Chairman of the Committee of HKCR Education and Research Fund. Enquiries on details of grants and application forms can be directed to the College Secretariat. ✍

Deadline for Application: 15th April 2016

Call for Application of HKCR 15A Travelling Fellowship 2016

HKCR 15A Travelling Fellowship aims to provide Fellows of Hong Kong College of Radiologists with advanced overseas training in United Kingdom for their continuous professional development, which may include attachment, workshops, short training courses, and study tours.

HKCR 15A Travelling Fellowship 2016 is now open for application. Application guidelines and application form is available at the College's website: http://www.hkcr.org/news.php/events_list/cid,3/nid,26 ✍

Deadline for Application: 30th April 2016

Clinical Radiology

Date: 10 – 12 November 2015

Venue: 2/F & 5/F, Hong Kong Academy of Medicine Jockey Club Building, Aberdeen, Hong Kong

Examiners: Dr. Shaun G G McGEE (Senior Examiner),
Dr. Peter W G BROWN (Examiner),
Dr. CHEUNG Chi Wai Stephen (Examiner),
Dr. POON Wai Lun (Examiner),
Dr. LUI Chun Ying (Examiner),
Dr. WONG Ka Tak Jeffrey (Examiner),
Dr. MA Ka Fai Johnny (Observer)

Successful Candidates:

ABOUGAZIA Ali Mohamed Ali (Ahram Radiology Center), CHAN Pui Kwan Joyce (Queen Elizabeth Hospital), CHAN Wai Tat Victor (Queen Elizabeth Hospital), CHENG Hei Man (Pamela Youde Nethersole Eastern Hospital), DAI Yuk Ling Eunice (Prince of Wales Hospital), IP Siu Kwan Natalie (Tuen Mun Hospital), KHEOK Si Wei (Singapore General Hospital), KUMAR Shwetam (Medanta the Medicity Hospital), LAU Hon Wai (Tuen Mun Hospital), LAW Ka Chai (Prince of Wales Hospital), LEE Hong Ching (United Christian Hospital), LO Christine Shing Yen (Queen Mary Hospital), LO Wai Keung (Kwong Wah Hospital), MARGHANY Bassem Nagi Saad (Dar El Hekma Hospital), MONDAL Monojit (Maulana Azad Medical College and Lok Nayak Hospital), SINGH Priyanka (NEO Hospital), SUKUMAR Shiva Deep (Indira Gandhi Government General Hospital and Post Graduate Institute), TSE James Chi Hon (Pamela Youde Nethersole Eastern Hospital), WONG Kin Hoi (North District Hospital)

Clinical Oncology

Date: 11 – 12 November 2015

Venue: 4/F, Block R, Department of Clinical Oncology, Queen Elizabeth Hospital

Examiners: Dr. Tom DL CROSBY (Senior Examiner),
Dr. Pete J OSTLER (Examiner),
Dr. WONG Chi Sing Frank (Examiner),
Dr. WONG Kam Hung (Examiner),
Dr. YEUNG Mei Wan Rebecca (Examiner),
Dr. NG Wai Tong (Observer),
Dr. YIU Ho Yin Harry (Observer)

Successful Candidates:

CHAN Chun Hin (Queen Elizabeth Hospital), HO Hoi Man Connie (Tuen Mun Hospital), LEE Shing Fung (Tuen Mun Hospital), LO Wing Sim Anita (Tuen Mun Hospital), TSE Pui Ying (Queen Mary Hospital), YIP Pui Kit (Princess Margaret Hospital), YIP Wing Ling Winnie (Tuen Mun Hospital)

Exit Assessment – January 2016

Date: 15, 18 & 19 January 2016 (Friday, Monday & Tuesday)

Venue: College Chamber, Room 909, 9/F, Hong Kong Academy of Medicine Jockey Club Building
99 Wong Chuk Hang Road, Aberdeen, Hong Kong

Radiology

Chairman of Assessment Panel: Dr. LAM Hon Shing

Assessors: Dr. CHAN Chi Sang James, Dr. KHOO Lai San Jennifer, Dr. TSO Wai Kuen, Dr. WONG Yiu Chung,
Dr. YUEN Ming Keung

Successful candidates:

CHAN Chi Hin *Kwong Wah Hospital*

CHAN Wun Cheung Samuel *Tuen Mun Hospital*

CHAN Yin Ho *Queen Elizabeth Hospital*

CHENG Ka King *Kwong Wah Hospital*

CHU Ping Yung *Tuen Mun Hospital*

KWONG Yin Yee *Queen Mary Hospital*

LAI Ming Hei *Pamela Youde Nethersole Eastern Hospital*

LAM Alan Cheuk Si *Queen Mary Hospital*

LAM Ka Cheong *Queen Mary Hospital*

LAM Mau Chu *United Christian Hospital*

LEE Tang Fei *Pamela Youde Nethersole Eastern Hospital*

LEUNG Siu Ting *Pamela Youde Nethersole Eastern Hospital*

LO Lai Wan *Princess Margaret Hospital*

NUNG Chi Hang *Prince of Wales Hospital*

SHEK Ka Wai *Queen Elizabeth Hospital*

SITT Ching Man Jacqueline *Prince of Wales Hospital*

TO Victoria Yuen Kwun *Tuen Mun Hospital*

TSANG Hoi Ching Hailey *Queen Elizabeth Hospital*

TSANG Kim Hung *Queen Elizabeth Hospital*

TSE Ka Hei *United Christian Hospital*

WONG Sin Man *Prince of Wales Hospital*

WONG Wai Mei *Queen Mary Hospital*

WONG Wai Yu *Tuen Mun Hospital*

WONG Yue Kie Kevin *Queen Elizabeth Hospital*

YU Wong Li *Prince of Wales Hospital*

Clinical Oncology

Chairman of Assessment Panel: Dr. LAM Hon Shing

Assessors: Prof. LEE Wing Mui Anne, Dr. AU Siu Kie, Dr. YAU Chun Chung

Successful candidates:

CHAN Fong Ting *Queen Mary Hospital*

CHAN Po Chung *Tuen Mun Hospital*

CHAN Sum Yin Ann *Queen Mary Hospital*

CHIK Yin Kwan *Queen Elizabeth Hospital*

LAI Wing Yu *Princess Margaret Hospital*

LAM Chor Man *Prince of Wales Hospital*

LAW Ka Suet *Princess Margaret Hospital*

LI Yu Chung *Queen Elizabeth Hospital*

SOO Man Tak *Prince of Wales Hospital*

YUEN Yiu Sang *Queen Elizabeth Hospital*

Spring 2016

Monday, 29 February 2016	First FRCR in Clinical Oncology (Cancer Biology & Radiobiology / Clinical Pharmacology)
Tuesday, 1 March 2016	First FRCR in Clinical Oncology (Medical Statistics/ Physics)
Wednesday, 2 March 2016	Final FRCR (Part A) in Clinical Oncology
Monday, 7 March 2016	First FRCR in Clinical Radiology (Physics)
Tuesday, 8 March 2016	First FRCR in Clinical Radiology (Anatomy)
Monday, 14 March 2016	Final FRCR (Part A) in Clinical Radiology (Cardiothoracic and Vascular / Musculoskeletal and Trauma)
Tuesday, 15 March 2016	Final FRCR (Part A) in Clinical Radiology (Gastro-intestinal / Genito-urinary, Adrenal, Obstetrics & Gynaecology and Breast)
Wednesday, 16 March 2016	Final FRCR (Part A) in Clinical Radiology (Paediatric / Central Nervous and Head & Neck)

Summer 2016

Monday, 6 June 2016	First FRCR in Clinical Radiology (Physics)
Tuesday, 7 June 2016	First FRCR in Clinical Radiology (Anatomy)

Autumn 2016

Monday, 5 September 2016	First FRCR in Clinical Oncology (Cancer Biology & Radiobiology / Clinical Pharmacology)
Tuesday, 6 September 2016	First FRCR in Clinical Oncology (Medical Statistics / Physics)
Wednesday, 7 September 2016	Final FRCR (Part A) in Clinical Oncology
Monday, 12 September 2016	First FRCR in Clinical Radiology (Physics)
Tuesday, 13 September 2016	First FRCR in Clinical Radiology (Anatomy)
Monday, 19 September 2016	Final FRCR (Part A) in Clinical Radiology (Cardiothoracic and Vascular / Musculoskeletal and Trauma)
Tuesday, 20 September 2016	Final FRCR (Part A) in Clinical Radiology (Gastro-intestinal / Genito-urinary, Adrenal, Obstetrics & Gynaecology and Breast)
Wednesday, 21 September 2016	Final FRCR (Part A) in Clinical Radiology (Paediatric / Central Nervous and Head & Neck)

HKCR 15A Travelling Fellowship 2014: Training on Paediatric Oncology and Gynaecological Oncology at Addenbrooke's Hospital, Cambridge

Dr. Victor Lee,
The University of Hong Kong

Time flies and I have finished my elective training at Addenbrooke's Hospital at Cambridge, the United Kingdom, for more than half a year already. I would like to extend my sincere gratitude to the College for awarding me the HKCR 15A Travelling Fellowship.

Cambridge experience

I started my training at Department of Oncology of Addenbrooke's Hospital in Cambridge on 27th May 2015. It was a fine day despite occasional drizzles, the typical weather in Cambridge. I had the honour and privilege to shadow Dr. Li-Tee Tan, consultant gynaecological oncologist, to master my skills in image-guided brachytherapy for cervical cancer. Dr. Tan is one of the key players in the ongoing "A European study on MRI-guided brachytherapy in locally advanced cervical cancer" EMBRACE study investigating the clinical outcomes of magnetic resonance imaging (MRI)-based 3D-4D brachytherapy for cervical cancer. Before this attachment, I had almost root and branch forgotten all stuff about gynaecological brachytherapy. Under the supervision of Dr. Tan, my passion and interest in gynaecological cancer has arisen once again. Dr. Tan taught me patiently the techniques of needle insertion, the prerequisites of image-guided brachytherapy for cervical cancer. I am much surprised by the excellent treatment outcomes of their patients under the leadership of Dr. Tan, who has been a strong advocate for image-guided brachytherapy and has delivered numerous lectures in Britain and the European continent all along. Besides during the few days of my training, we shared our different viewpoints on the definition of "standard of care" for cancer patients in a heated debate, when it came to combating the Single Best Answer (SBA) questions in Part A Final Examination for the Fellowship of The Royal College of Radiologists (FRCR) in Clinical Oncology.



Dinner with Dr. Li-Tee Tan

In addition, I spent the other half of my training with Dr. Gail Horan, consultant oncologist in paediatric malignancies. More fortunate was that I could travel to The Christie Hospital in Manchester and attend the Children's Cancer and Leukaemia Group (CCLG) Radiotherapy Meeting on 29th – 30th June 2015. From the meeting, I learnt the most updated British and European management guidelines and I was surprised that almost all radical radiotherapy for paediatric malignancies were treated with precision techniques like helical tomotherapy or intensity-modulated radiation therapy. I was also delighted to learn that there will be 2 proton machines in London and Manchester in 2018 and the year after respectively.

Visit to The Royal College of Radiologists

The last destination of my training was the memorable visit to the new office of The Royal College of Radiologists at 63 Lincoln's Inn Fields on 9th July 2015. As the ambassador of the Hong Kong College of Radiologists, I was honoured to meet Dr. Seamus McAleer, Medical Director, Education and Training Faculty of Clinical Oncology of The Royal College of Radiologists. We shared our views in depth on the syllabus and format of the Final Examination of FRCR in Clinical Oncology and I hope I can observe their examinations taking place in Britain in due course.



Meeting with Dr. Seamus McAleer

Finally, I also seized the privilege to travel across the Atlantic Ocean from London to Chicago to give an oral presentation for my work on nasopharyngeal carcinoma in the American Society of Clinical Oncology (ASCO) annual meeting on 1st June 2015. I have to once again extend my gratitude to our College for awarding me the HKCR 15A Travelling Fellowship. ✍️

HKCR 15A Travelling Fellowship 2015: Training on Stereotactic Body Radiotherapy and Palliative Care in London

Dr. Tai Yin Ping,
Queen Elizabeth Hospital



Photo taken at the Palliative Course at St. Christopher's Hospice

I felt honoured to be awarded the HKCR 15A Travelling Fellowship, which supported my training in 3 prestigious hospitals in London from September to November 2015.

The training started off with an internationally-renowned course "Multiprofessional Week in Palliative Care" organised by St. Christopher's Hospice in Sydenham. It attracted palliative care professionals across different disciplines from literally 7 continents. In St. Christopher's Hospice, we not only learned about the practical knowledge and the key principles in palliative care, but also exchanged our experiences in palliative care during this interactive course. It was eye-opening to learn about the influence of different cultures on the practice of palliative care. The high standard of palliative care and the enthusiasm demonstrated by the hospice staff have explained why the UK ranked first in the 2015 Quality of Death Index, a measure of the quality of palliative care in 80 countries around the world.

The second part of my training took place in two famous hospitals in central London. First, I visited Professor Heather Payne in University College London Hospital (UCLH), who was the Chairperson of the British Uro-oncology Group and specialised in prostate cancer. Her extensive experience and clinical research on radiotherapy and hormonal therapy for prostate cancer has broadened and deepened my knowledge in this field. Despite a very busy everyday schedule, she often told me she was energised by seeing her patients getting better. Her passion for her work has impressed me tremendously.

Next I went on to Guy's and St. Thomas' Hospital to visit Dr. Andy Gaya, who specialised in and was one of the frontiers



Left: Professor Heather Payne,
University College Hospital

Right: Dr. Andy Gaya,
Guy's and St. Thomas' Hospital

in stereotactic body radiotherapy (SBRT) for hepatocellular carcinomas (HCC) in London. He taught me the techniques of SBRT planning with linear accelerators with image guidance and Cyberknife, and the strengths and weaknesses of the different modalities.

Towards the end of my stay in London, I had the privilege to meet Dr. Seamus McAleer, Medical Director on Education and Training of The Royal College of Radiologists at Lincoln's Inn Field. Dr. McAleer offered me a tour inside the premises of the College including various facilities for meetings, training and examination. He also shared with me his views on the future development in Oncology, the training and examinations in the UK and Hong Kong. He showed warm hospitality and welcomed future ambassadors from our College.

Once again, I have to thank the Hong Kong College of Radiologists for granting me the invaluable opportunity to undergo training across the two different ends of clinical oncology: from the most advanced state-of-the-art radiotherapy technologies to palliative care in London. 💉



Left: Dr. Seamus McAleer, The Royal College of Radiologists

The 22nd Chinese Congress of Radiology, 17th – 20th September 2015

Dr. Poon Wai Lun,
Queen Elizabeth Hospital



Professor Dai Jian-ping giving a speech at the opening ceremony

The Chinese Congress of Radiology is the most important nationwide radiology scientific meeting in our country, co-organised by Chinese Medical Association (中華醫學會) and Chinese Society of Radiology (中華醫學會放射學分會). Each year, the congress serves as a platform for gathering radiologists from every province to share their cutting-edge research achievements. Interestingly, there is an eternal theme for the congress, “Innovation and Development” .

The twenty-second Chinese Congress of Radiology (CCR) was held at the International Exhibition Centre in Harbin from 17th to 20th of September, 2015. Since the first session of CCR held in Beijing in 1956, it was the first time the meeting being held in the Northeast of China. This year, more than 5,000 radiologists and

scholars attended the meeting, including invited speakers from USA, Brazil, Korea, India, and Hong Kong, which was unprecedented. In the opening ceremony, I was deeply impressed by the speech given by Professor Dai Jian-ping, Vice Chairman of Chinese Medical Association, on “Medical Imaging in the era of Precise Medicine”. He emphasised three vital aspects of future medical imaging, namely Drugs, Bytes, and Standards. In short, they mean 1. importance of medical imaging in development of new drugs, 2. mega-data revolutionise medical imaging, and 3. importance of standards, policy, and credentialing.

Representing Hong Kong College of Radiologists, on the second day of the Congress, I delivered a lecture on the topic of “Management of Vascular Malformations – from radiological intervention to hybrid operation”. It was to my surprise that there were many budding interventional radiologists in China interested in this field, and we had much fruitful sharing after the lecture.

The congress dinner was held at Volga Manor which was a scenic resort in Harbin. At there, I met Professor Xu Ke, Chairman of CCR, and expressed my heartfelt thanks to him for his warm hospitality.

Next year (2016) in October, according to Professor Xu Ke, the first Chinese Medical Imaging Conference will be hosted by CCR, Chinese Society of Nuclear Medicine, and Chinese Society of Imaging Technology in Suzhou. Apart from wishing them every success in organising this meeting, I would also like to recommend that our young members and fellows should take this opportunity to catch a glimpse of the rapid development of radiology in modern China. 🍷



Professor Xu Ke and me at the congress dinner

The 2nd Hong Kong International Oncology Symposium,

7th November 2015

Dr. Jeannie Chik,
Queen Elizabeth Hospital



The 2nd Hong Kong International Oncology Symposium (HKIOS) was held successfully on 7th November 2015 at Queen Elizabeth Hospital. Being a member of the organizing subcommittee, I felt flattered by the enthusiastic participation of all the world renowned local or overseas leaders and giants in the field of oncology. The symposium was multidisciplinary and audience also included many medical physicists, nurses and radiation therapists.

The conference kicked off with a warm welcome by Dr. Siu Kie Au, Chairman of the symposium. He highlighted some of the promising areas of development (perhaps due to a lag of application of knowledge, drugs and technologies to clinical practice) in clinical oncology, particularly, the use of new drugs and the adoption of proton therapy (which can reduce the alarmingly severe acute side effects in chemo-radiotherapy of head and neck cancers, and the risks of second malignancies and late side-effects particularly in paediatric cancers). Further efforts should be made to foster better seamless multidisciplinary team approach in ensuring qualities and precision in stereotactic body radiotherapy. Besides updating the knowledge of recent developments, the symposium also aimed at the establishment of long-term collaborations in clinical training, research and clinical services.

The conference covered topics on recent advances in treatment of thoracic cancers, brain tumor, pediatric cancers, head and neck cancers, use of proton therapy, and also differences in clinical practice in different countries and across cultures.

One of the highlights was the overview of management of nasopharyngeal cancer in Hong Kong by Professor

Anne Lee. The lecture refreshed our memories of the long road beginning with understanding the biology, clinical behavior and staging of NPC (which is uncommon and of less interest in the West), development of radiotherapy and chemotherapy in our territory over the previous half century leading to improving clinical outcomes. Our past experience in management of nasopharyngeal carcinoma has contributed significantly and is important to the global combat of nasopharyngeal carcinoma, the management of which is still suboptimal in many parts of the world.



The fruitful day ended with the Gala dinner, where the attendees and the guest speakers had a wonderful time with our President Dr. Stephen Law giving a concluding speech to round up the event.

We would like to thank the Hong Kong College of Radiologists for supporting this event and the generosity of all the speakers allowing us to post up their videotaped lectures at the HKIOS website www.ios.org.hk.

The coming 3rd HKIOS will be held on 28th - 30th October 2016 in Hong Kong and I look forward to seeing you there! 🍷

The Asian Oceanian School of Radiology – Youth Club (AOSOR-YC) 2015, 12th – 15th November 2015

Dr. Janice Ip, Queen Mary Hospital
Dr. Sunny Tse, Queen Elizabeth Hospital

What is AOSOR-YC 2015? Unlike usual overseas conference, it is an extra-ordinary learning experience on another dimension of clinical practice management. It is the first educational and social academic program aimed for young regional radiologists in Asia-Pacific regions, organized by Asian Oceanian School of Radiology (AOSOR), under The Asian Oceanian Society of Radiology (AOSR).

We were honored to be invited to the AOSOR-YC 2015 program, held in Yilan from 12th to 15th November 2015. It was a four-day leadership training program, focusing on basic leadership training, societal leadership training and future global radiology development. It also aimed at building a strong network among young radiology leaders in Asia-Pacific regions. There were 15 trainees from different member societies of AOSR, namely Hong Kong, Korea, Japan, Chinese Taipei, China, Thailand, Vietnam, India, Malaysia and Australia, together with 11 specialized tutors and Executive Committee members.

The opening session of AOSOR-YC 2015 program was kicked off by an hour of orientation activity followed by Director's Dinner (Welcome Dinner), through which all the trainees and tutors were given a warm greeting from AOSR and Chinese Taipei Society of Radiology (CTSR). All participants introduced each other and made new friends during the session. It was followed by interactive lectures and workshops, delivered by AOSR executive members, regional leaders of member societies, and professors from Department of Business Administration, and Department of International Business at National Taiwan University. Through the Cleveland Clinic and NASA exercise, the principles of basic leadership, team building and communication skills were vividly illustrated. The following sessions on societal leadership and management, including Introduction to Asian Radiological Societies, Scientific Activity and Member Management, Inter-Society Relationship, Finance Management, Public Information Management, Risk Management, and Global Radiology Development, which

were delivered in lectures, workshops, small group discussions and experience sharing sessions, took all the participants through the journey from regional societal management to international societal collaboration.

Apart from the formal lectures and workshops in Yilan, a traditional county famous for hot springs at the northeastern part of Chinese Taipei, all participants felt refreshed and were immersed in the relaxing atmosphere. The visit to Lanyang Museum was exciting and enriching. We gained much useful knowledge about Yilan from the informative presentation on the local landscape, climate, culture and history of the county. We were also stunned by its outstanding cuesta-like outlook and internal architecture. Furthermore, we all enjoyed a memorable Congress Dinner at the Lan Casa in Lanyang Museum. Friendship building was another noteworthy experience in this program. The trainees and tutors were from different institutions in Asia-Pacific regions, ranging from general hospitals to military veterans and university hospitals, from new fellows to department managers, and from radiologists to administrative staff and vendors. Being an emerging part of the world, AOSR embraces the opportunities and challenges of globalization and participation in international radiology affairs. In his speech, Prof. Kundur Prabhakar Reddy, President of AOSR, encouraged all young radiologists to equip themselves with updated knowledge and maintain high performance standards in the society, in response to future challenges. This program has provided all participants a very valuable eye-opening experience to explore the different cultures and practices, as well as to share knowledge and make new friends. It has also incited all participants to develop a spirit for life-long and ever-improving learning in their career.

To conclude, we would like to thank the Hong Kong College of Radiologists for the great support they have given us in attending this fruitful and rewarding AOSOR-YC Meeting 2015. 🖋️



Meeting with The Royal College of Radiologists (RCR) Officials & Examiners, 13th November 2015

On 13th November 2015, our College Council held a meeting with the RCR Officials and Examiners including Dr. Giles Maskell (President of RCR), Dr. Shaun Gerard Gregory McGee (RD Senior Examiner of RCR), Dr. Tom Crosby (CO Senior Examiner of RCR), Dr. Peter Brown (RD Examiner of RCR) and Dr. Peter Ostler (CO Examiner of RCR) in Orchid Room, The Hong Kong Golf Club (Deep Water Bay). During the meeting various matters with collaboration between RCR and HKCR were reported and discussed, including the Joint Final Examination of Fellowship 2015 and our future direction as well as the progress of HKCR 15A Travelling Fellowship. The meeting was fruitful and Dr. C.K. Law, our College President representing our College Council, expressed sincere gratitude to Dr. Maskell and all the RCR Examiners for joining this meeting and thanked the Examiners for their great efforts and contributions in making the examination a big success. 🍷



Back row (from left to right): Dr. Ngai Wai Tat, Dr. Victor Lee, Dr. Wong Kam Hung, Dr. Chan Tze Mun, Dr. Stephen Cheung, Dr. Wong Yiu Chung, Dr. Lam Hon Shing, Dr. Lui Chun Ying, Dr. Poon Wai Lun, Dr. Danny Cho, Dr. Mark Callaway, Dr. John Staffurth, Ms. Karen Law, Dr. Elaine Kan

Front row (from left to right): Dr. Hector Ma, Prof. Anne Lee, Dr. Peter Ostler, Dr. Tom Crosby, Dr. Law Chun Key, Dr. Giles Maskell, Dr. Lilian Leong, Dr. Shaun Gerard Gregory McGee, Dr. Peter Brown, Dr. Jennifer Khoo

6th Joint Scientific Meeting of The Royal College of Radiologists & Hong Kong College of Radiologists and 23rd Annual Scientific Meeting of Hong Kong College of Radiologists 14th – 15th November 2015

Dr. Christine Lo,
Queen Mary Hospital

The 6th Joint Scientific Meeting of The Royal College of Radiologists & the Hong Kong College of Radiologists and the 23rd Annual Scientific Meeting of the Hong Kong College of Radiologists (HKCR) was held at the Hong Kong Academy of Medicine Jockey Club Building. The theme of this year's meeting was "Road to Knowledge" with subspecialty focus on prostate cancer, stroke imaging and intervention and neuroendocrine tumors. There were around 650 registrants in this year's annual scientific meeting.

Speakers from different disciplines and from local and world renowned centres took part in our 2-day symposium and scientific programmes to share their expertise and precious experiences. The multidisciplinary symposiums covered diagnosis and treatment of various prostatic and neuroendocrine tumors. The lectures on stroke imaging and intervention were especially stimulating because of the landmark studies published in the last two years. This year we also had the exciting opportunity to use the newly introduced interactive technology for audience to actively participate in symposiums.

Satellite symposiums that were sponsored by pharmaceutical companies covered a wide range of topics, ranging from the management of BRAF mutant melanoma to a discussion of chemotherapy versus genotype directed therapy.

Electronic posters were shown on three large screens in the foyer on the first floor of the Academy. Viewers were able to use the touch screens to choose which poster they wanted to view from a well organized menu. 100 abstracts were submitted, of which 42 oral presentations and 44 posters were accepted. The standout presentations and posters were awarded with prizes. The film quiz consisted of 5 stimulating cases. The winners of the quiz were also awarded prizes.

On behalf of the College, I would like to thank members of the committees who organized this event (Organizing Committee, Scientific Sub-committee, Program Sub-committee and Publication Sub-committee), colleagues who were chairpersons, judges, abstract



reviewers and adjudicators for the various prizes and awards, our sponsors for their unbending support, our tireless secretaries, the college secretariat, the photography team, AV team, the film quiz organizers and other helpers, including the higher trainees. They worked tirelessly to make this meeting the huge success that it was. 🖋️

The HKSDR Trust Fund Award for the Best Oral Presentation in the Radiology Specialty:

Dr. Neeraj MAHBOOBANI

Department of Radiology, Princess Margaret Hospital

"Treatment of intracranial aneurysms with Flow Redirection Endoluminal Device (FRED) system"

The HKSDR Trust Fund Award for the Best Poster:

Dr. TANG Wai Kiu Evelyn

Department of Imaging and Interventional Radiology, Prince of Wales Hospital

"Comparison of joint space width and cartilage visibility of wrist traction during MR arthrography and non-arthrography"

The HKSIR Award for the Best Oral Presentation in the sub-specialty of Interventional Radiology:

Dr. Neeraj MAHBOOBANI

Department of Radiology, Princess Margaret Hospital

"Treatment of intracranial aneurysms with Flow Redirection Endoluminal Device (FRED) system"

The HKSIR Award for the Best Poster in the sub-specialty of Interventional Radiology:

Dr. LEE Chiu Wing Alexander

Department of Radiology and Imaging, Queen Elizabeth Hospital

"Percutaneous Sclerotherapy for Klippel Trenaunay Syndrome – 3 Years' Experience from a Vascular Anomalies Multi-disciplinary Team"

The Young Presenter's Award

Radiology Stream

Dr. LAI Yee Tak Alta

Department of Radiology, Pamela Youde Nethersole Eastern Hospital

"Depiction of deep myometrial invasion for endometrial cancer. DWI at 1.5T shows comparable result as post-contrast MRI."

Clinical Oncology Stream

Dr. YUEN Yiu Sang

Department of Clinical Oncology, Queen Elizabeth Hospital

"Concurrent use of Cetuximab with Radiation Therapy in Patients with Non-Metastatic Advanced Head and Neck Cancer"

Nuclear Medicine Stream

Dr. HUI Yan Ho

Department of Nuclear Medicine, Queen Elizabeth Hospital

"Incidence and significance of incidental colonic FDG activity in PETCT"

The Hong Kong Society of Clinical Oncology Award for Best Paper in Clinical Oncology:

Dr. CHAN Po Chung

Department of Clinical Oncology, Tuen Mun Hospital

"The Patterns and Outcomes of Loco-regional Recurrent Nasopharyngeal Carcinoma - A Single-centre Experience"

The Hong Kong Society of Nuclear Medicine and Molecular Imaging Award for Best Paper in Nuclear Medicine:

Dr. TANG Wai Kiu Evelyn

Department of Imaging and Interventional Radiology, Prince of Wales Hospital

"Use of Scintigraphy in Determining Aspiration Risks"

The Best Original Paper of Hong Kong Journal of Radiology:

Dr. SITT Ching Man Jacqueline

Department of Imaging and Interventional Radiology, Prince of Wales Hospital

"Ultrasound-guided synovial tru-cut biopsy: Indications, technique and outcome in 111 cases"

The Best Original Article of Hong Kong Journal of Radiology (Volume 17):

Dr. TEE Man Fai Lawrence

Department of Diagnostic and Interventional Radiology, Kwong Wah Hospital

Volume 17 Number 2, "Ultrasound-guided Percutaneous Radiofrequency-assisted Breast Excision to Remove En-bloc Specimens: Five Years' Experience"

The Best Case Report of Hong Kong Journal of Radiology (Volume 17):

Dr. SF LOW

Departments of Radiology and Medicine, Universiti Kebangsaan Malaysia Medical Centre, Kuala Lumpur, Malaysia

Volume 17 Number 1, "Pseudoaneurysm of the Internal Iliac Artery: a Rare Cause of Bilateral Lumbosacral Plexopathy"

Film Quiz Prize (donated by Lippincott Williams & Wilkins):

1. NUNG Chi Hang Prince of Wales Hospital
2. TSE Man Lap Donald Queen Mary Hospital
3. TSANG Hoi Ching Hailey Queen Elizabeth Hospital

The 15th Joint Ceremonies for Admission of New Fellows of
The Royal College of Radiologists &
Hong Kong College of Radiologists,
the 16th Ho Hung Chiu Lecture and Dinner of the Colleges,
14th November 2015

Dr. Christine Lo,
Queen Mary Hospital



Dr. Hector Ma received the Honorary Fellowship of HKCR from the College President, Dr. Law Chun Key.



Ms. Leung Oi Yin Joyce received the Honorary Membership of HKCR from the College President, Dr. Law Chun Key.

The Joint Ceremonies was kicked off by addresses by Dr. Law Chun Key, President of Hong Kong College of Radiologists and Dr. Giles Maskell, President of The Royal College of Radiologists.

Dr. Ma Tin Ging Hector, Senior Consultant Radiologist and Director of Radiology at St. Teresa's Hospital, was awarded the Honorary Fellowship of Hong Kong College of Radiologists. Ms. Leung Oi Yin Joyce, Senior Medical Physicist of Tuen Mun Hospital, was awarded the Honorary Membership of Hong Kong College of Radiologists.

22 new Fellows were admitted to Fellowship of The Royal College of Radiologists, 15 in the Faculty of Clinical Radiology and 7 in the Faculty of Clinical Oncology. 21 new Fellows were admitted to the Hong Kong College of Radiologists, 11 in the Faculty of Clinical Radiology and 9 in the Faculty of Clinical Oncology.



Dr. Giles Maskell presented the Rohan Williams Medal to Dr. Tsang Yin Ho Arnold.

After the admission of new Fellows, Dr. Giles Maskell presented the Rohan Williams Medal to Dr. Tsang Yin Ho Arnold of Kwong Wah Hospital for his outstanding performance at the Autumn 2014 sitting of the Joint Final FRCR/FHKCR Examination in Clinical Radiology.

The ceremony was concluded after address given by Professor Fok Tai Fai, Vice President of the Hong Kong Academy of Medicine.

The 15th Joint Ceremonies for Admission of New Fellows of
The Royal College of Radiologists &
Hong Kong College of Radiologists,
the 16th Ho Hung Chiu Lecture and Dinner of the Colleges,
14th November 2015

Professor John C.Y. Leong, SBS, OBE and JP, gave the 16th Ho Hung Chiu Lecture. The title of the Hospital Authority Chairman's speech was "The Hospital Authority: After 25 Years". He gave us his standpoint into the past, present and future of Hong Kong's public health system.

The dinner of the colleges was held in the Run Run Shaw Hall of the Academy Building, where our new Fellows were joined by their families and friends for a night of celebration.




Representatives of the new Fellows of The Royal College of Radiologists, Dr. Christine Lo (Radiology) and Dr. Chan Chun Hin (Oncology) each gave a short speech at the dinner to thank their family and friends, colleagues, department and College for their continuous support.

One of the highlights of the night was the exchange of priceless souvenirs between the two colleges. The Hong Kong College of Radiologists presented the Royal College of Radiologists with a print of the Roentgen Centenary Congress 8 - 12 November 1995 Special Souvenir Cover. The cover was designed by Dr. Tong Cheuk Man and Dr. Cheung Kin Yin for the Hong Kong hosted international congress. There was handwriting of Professor Roentgen in the background. This envelope was postmarked "Roentgen Centenary Congress 8 - 12 Nov Hong Kong", one of the only postmarks that was issued in Hong Kong in 1995.

The Royal College gave us a handprint statue to celebrate this year's world radiology topic: paediatric radiology.

Representatives of the Hong Kong College of Radiologists, The Royal College of Radiologists and sister Colleges of Hong Kong were treated to an exciting kung fu & acrobatic show and singing by Dr. Lee Kar Ho Brian while eating a scrumptious meal.



Lovely prizes for the lucky draw were generously donated by Dr. Lilian Leong, our Founding President, and other Council Members of HKCR. Everyone enjoyed the night immensely. 🍷

6th Joint Scientific Meeting of RCR & HKCR
23rd Annual Scientific Meeting of HKCR



15th Joint Admission Ceremonies of RCR & HKCR and
16th Ho Hung Chiu Lecture



Dinner of The Colleges



Appreciation to Sponsors



First Examination for the Fellowship in Nuclear Medicine, January 2016

Dr. Ngai Wai Tat,
Chairman,
Training and Examination Subcommittee
(Nuclear Medicine)



From Left to Right: Dr. Ho Wai Yin, Dr. Ngai Wai Tat, Dr. Lam Hon Shing (Warden), Dr. Ng Chee Eng David, Dr. Leung Yim Lung and Dr. Lee Kit Yee Louis.

The First Examination for the Fellowship in Nuclear Medicine was held at the Hong Kong Academy of Medicine Jockey Club Building on 4th and 9th January 2016. Dr. Ng Chee Eng David from Singapore General Hospital was invited as the external examiner, and Dr. Ho Wai Yin from Queen Mary Hospital, Dr. Leung Yim Lung from Hong Kong Sanatorium & Hospital and Dr. Lee Kit Yee Louis from Prince of Wales Hospital were the local examiners. Two candidates successfully passed the examination. 🩺

Accreditation of HKIPM Medical Physicist Certification Board by IMPCB, 10th – 11th November 2015



An accreditation team lead by Dr. Colin Orton from the International Medical Physics Certification Board (IMPCB) visited Hong Kong for validation of the Medical Physics Certification Board of Hong Kong Institution of Physicists in Medicine (HKIPM) during 10th - 11th November 2015. Apart from meeting with Officers, Board Members and Committee Chairs of HKIPM, the accreditation team also visited two medical physicist training centres (one in a public hospital and the other in a private hospital). The visiting team met with medical physicists certified by HKIPM, trainees, trainers and in one of the training centres, the hospital management. On conclusion of the visit, IMPCB issued an announcement confirming HKIPM meets with the requirements for accreditation. A certificate of accreditation was awarded to HKIPM at a ceremony held on 11th November 2015.


IMPCB is an international organization established by International Organization for Medical Physics (IOMP) for professional accreditation of national medical physicist certification boards, a validation process recommended by IOMP and IAEA (International Atomic Energy Agency) aiming to achieving global consistence in standard of practice of medical physicists. The accreditation of the HKIPM Certification Board by IMPCB is a milestone development of the medical physics profession in Hong Kong. It signifies that the quality and standard of the HKIPM professional certification system is in full compliance with international standards as specified by IOMP and IAEA. 🩺

Joint Scientific Seminar by HKCR and HKU – Prof. Walter Kucharczyk and Dr. Henry Mak, 11th January 2016

Dr. Brian Kar Ho Lee and
Dr. Shiobhon Luk,
Pamela Youde Nethersole Eastern Hospital



Professor Kucharczyk giving his lecture
“Imaging of Prion Diseases and Related
Proteinopathies”



From left to right: Professor Walter Kucharczyk,
Dr. Lilian Leong, Dr. Henry Mak



Dr. Mak giving his lecture “Imaging
Features in Neuromyelitis Optica and its
Spectrum Disorders – any relationship to
anti-aquaporin-4 IgG antibody?”

Co-organized by the Hong Kong College of Radiologists and The University of Hong Kong, the Joint Scientific Seminar was delivered by Professor Walter Kucharczyk and Dr. Henry Mak at the Hong Kong Academy of Medicine Jockey Club Building on 11th January 2016.

Professor Walter Kucharczyk is renowned for his expertise in neuroradiology. He is currently a Professor in Department of Medical Imaging and Surgery in University of Toronto, Canada. He has been awarded international research awards from Institute of Advanced Studies, Technical University of Munich; Annual Meeting of The Western Neuroradiological Society, Monterey, California; and The International Society of Magnetic Resonance in Medicine. He is also the recipient of The Outstanding Teacher Award for many years in the International Society for Magnetic Resonance in Medicine Annual Meeting (Continuing Education). He has authored or coauthored more than 100 articles in peer-reviewed publications.

Professor Kucharczyk talked about different forms of prion diseases. Sporadic Creutzfeldt-Jakob Disease (sCJD) accounts for the majority of prion diseases in human. Typical findings of sCJD and new variant CJD were discussed. Examples of some of the other forms of prion infections were also discussed, such as familial and iatrogenic forms of CJD, Gerstmann-Strausler-Scheinker syndrome and kuru, though the other prion infections have

only limited reports concerning the imaging findings.

Dr. Henry Mak is currently a Clinical Associate Professor in Department of Diagnostic Radiology in The University of Hong Kong. Dr. Mak has focused his research interests in imaging of Alzheimer's disease. He has also developed deep interests in functional neuroimaging tools. Dr. Mak has been invited to speak in more than 30 lectures or keynote speeches in Hong Kong, other cities in China and Taiwan, Singapore and France.

Dr. Mak talked about neuromyelitis optica and its spectrum disorders. The revised international consensus diagnostic criteria 2015 for neuromyelitis optica spectrum disorders, and comparison with previous versions of neuromyelitis optica were discussed. Typical imaging features of neuromyelitis optica were shown. Several cases with typical and atypical presentations of neuromyelitis optica were also illustrated.

The seminar was truly inspirational, which highlighted the essentials and latest updates of imaging of a range of neurological disorders. We would like to take this opportunity to express our immense gratitude to Professor Kucharczyk, Dr. Mak, Hong Kong College of Radiologists, The University of Hong Kong and the organizing committee for making this seminar a great success. 🖋️

Interview with Dr. Hector Ma – The Visionary Radiology Leader and Honorary Fellow of the Hong Kong College of Radiologists

Dr. Shiobhon Luk,
Pamela Youde Nethersole Eastern Hospital
Dr. Kathy Wong,
Kwong Wah Hospital

Interview with Dr. Hector Ma

The Honorary Fellowship of the Hong Kong College of Radiologists is awarded to individuals who demonstrated distinguished and extraordinary contributions to the field of radiology. This year the Hong Kong College of Radiologists proudly presented the Honorary Fellowship to Dr. Hector Ma at the 15th Joint Ceremonies for the Admission of New Fellows of The Royal College of Radiologists & Hong Kong College of Radiologists on 14th November 2015.



Dr. Hector Ma

in science subjects, I pursued studies in Medicine at the University of Manitoba, Canada, and graduated in 1959. With a special passion in physics, I chose to specialize in radiology as the basis and development of this specialty is closely related to physics. I started my radiology training in McGill University Medical Faculty and rotated through several Specialty Hospitals.'

'I completed my radiology training in 1964 and passed my Canadian Fellowship and American Board the same year. I was appointed as a Consultant in Diagnostic Radiology at Royal Victoria Hospital (a McGill University teaching hospital), Montreal. I also devoted time to doing clinical research and took up a research post at the Medical Faculty of McGill University. In 1967, I moved to Toronto and took the post of Consultant Radiologist at Sunnybrook University Hospital, Toronto. In the same year, I also took up a research post at the Medical Faculty of University of Toronto,' Dr. Ma continued. He recalled with fondness anecdotes about the experience training and working with his colleagues in Canada.



Interview with Dr. Hector Ma

Being a devoted and well-respected radiologist for more than 50 years, Dr. Hector Ma has made outstanding lifelong contributions to the radiology profession, and it was our honour and special privilege to have an interview with him. On a warm Saturday afternoon, he sat down with us and talked about his journey in radiology and his perception of this field.



Dr. and Mrs. Ma meeting his former medical classmate Bregedier General Dr. Eric Jones in Vancouver, Canada, 2013.

The Formative Years and Radiology Training Overseas

'I studied in Pui Ching Middle School in my early teens and then went abroad to the UK to complete my secondary school education,' Dr. Hector Ma began. 'Being particularly interested and excelling



The young Dr. Ma

Returning to Hong Kong

'Being the parents of two young children and expecting a third one coming along after getting married in the late 1960s, it was quite challenging managing our childcare duties and work responsibilities. We were very grateful and relieved when my in-laws in Hong Kong offered to help us taking care of our three young children and my family and I decided to return to Hong Kong in 1970,' he said.

Interview with Dr. Hector Ma – The Visionary Radiology Leader and Honorary Fellow of the Hong Kong College of Radiologists



Dr. Ma and his family

Moving back to Hong Kong sparked a turning point for Dr. Ma both personally and professionally. 'After returning to Hong Kong in 1970 I set up my own radiology practice. In those days, most of the radiology examinations were plain radiographs and fluoroscopy,' he explained. Early in his career, he realized the importance of radiology education and the need to keep up with the latest advancement of our profession. Despite his busy schedule, he took time to attend lectures and workshops locally and abroad to enhance his radiology knowledge and to learn about the latest technology. With his passion and commitment in his work, he gradually won the hearts and minds of his colleagues and patients.



The young Dr. Ma in his office

The Local Pioneer, Teacher and Mentor

'With the introduction of the first commercial MRI scanner in the early 1980s, I believed that this was a really exciting new imaging technique and there would be a lot of opportunities in this latest area of development in Radiology,' said Dr. Ma. 'In those days, it was not easy to acquire and maintain an

MRI scanner in the private solo practice setting given the tremendous amount of manpower and financial resources involved. It was at this point that I seriously considered starting the next chapter of my career at a private hospital.'

Dr. Ma joined the Scanning Department of St. Teresa's Hospital in 1989 and helped with the acquisition of the first high field MRI scanner in Hong Kong. He took up the directorship at the Scanning Department of St. Teresa's Hospital in 1989. Being a local pioneer in MRI imaging in the 1980s and 1990s, Dr. Ma was very willing to share his experience with members of the local radiology community. There were many who were very grateful for the excellent platform that Dr. Ma had created for knowledge exchange, sharing of experience and training and they made use of the precious opportunity to learn more about this new imaging modality.

Throughout the decades, Dr. Ma devoted himself to the advancement of radiology and was enthusiastic in helping with the acquisition of the latest radiology equipment in his department, closely following the pace of advancement in the rest of the world. He successfully built it up as one of the most modern scanning department offering high quality and advanced radiology services. He also contributed to the setting up of new radiology departments, introducing advanced technologies in other private hospitals.

Now at the age of 80, he is still actively involved in his work and is currently the Senior Consultant Radiologist and Director of the Scanning Department at St. Teresa's Hospital.



Receiving a memento from Mother Superior at a premature retirement party in Langham Place hotel a few years back

Interview with Dr. Hector Ma – The Visionary Radiology Leader and Honorary Fellow of the Hong Kong College of Radiologists



Luncheon party given to Dr. Hector Ma by departmental staff in recognition of his receiving Honorary Fellowship from the Hong Kong College of Radiologists

Serving in HKCR

Being committed in promoting and developing radiology education and services, Dr. Ma has been supporting the Hong Kong College of Radiologists since its inauguration in the early 1990s. He is the founding council member of the Hong Kong College of Radiologists and has been serving in the College Council without interruption since then. He has made significant contribution in establishing the structure of local radiology education and training. He has represented HKCR and served as an examiner of the College's Special Examinations, Joint Fellowship Examinations and the Macau Consultant Examinations organized by the Health Bureau of Macao SAR. He has delivered many lectures and talks as speaker and/or organizer of numerous scientific meetings and training courses throughout the years including AOCC 2006, ASCI 2011, and IDKD from 2011 to 2014.



Dr. Ma has been serving in the HKCR since its inauguration - HKCR First Council 1991

The Passionate Educator

Dr. Ma is still actively involved in many aspects of teaching the younger generations of the medical and radiology family, hoping that he can pass on the torch to the dedicated individuals in the next generation. He was appointed the Honorary Clinical Associate Professor by the Faculty of Medicine, the University of Hong Kong, from 1999 to 2007. He was then elected the Honorary Professor in Diagnostic Radiology by the Li Ka Shing Faculty of Medicine, the University of Hong Kong, in 2007 and has been devoting time to teach the young generation of medical students since then.

He also has been serving in the mentorship programme organized by the University of Hong Kong since 2004 until recently. He was appointed the member of the Committee of Management of the Jockey Club MRI Engineering Centre (2004 – 2007), member of the Industrial Advisory Committee of the BEng in Medical Engineering Programme, Faculty of Engineering (2007 – 2010), member of the MRI Unit Committee of Management, LKS Faculty of Medicine, and an Honorary Advisor of the University of Hong Kong Foundation since 2009.

Contributions Extending into the Community

With a long and distinguished career spanning more than five decades, Dr. Ma has made tremendous contribution that has extended beyond the radiology profession. He is a prominent figure in the community and has been serving in numerous advisory positions. Having the expertise in radiation protection, he was appointed Chairman of the Irradiating Apparatus Working Party (1978 - 2000) and member of Radiation Board (1984 - 2002) by the Hong Kong Government.

With his commitment in education and healthcare development, Dr. Ma also served as a member of the Advisory Steering Committee of the Hong Kong Alzheimer's Disease Association, member of Radiology Advisory Committee of St. Paul's Hospital since 2011, Credentialing & Professional Appointment Committee of St. Teresa's Hospital since 2013, and Manager of Kowloon Tong School (Primary and Secondary Section).

The Renowned Philanthropist

Dr. Ma talked with modest pride about his longstanding and fruitful contribution to various charities and organizations of

Interview with Dr. Hector Ma – The Visionary Radiology Leader and Honorary Fellow of the Hong Kong College of Radiologists

good causes. These charities and organizations involve patient services, services for the underprivileged, research and education, including Queen Mary Hospital Charitable Trust, HA Charitable Foundation, Hong Kong Red Cross, Sisters of St. Paul de Chartres (Hong Kong) Charity Fund Limited, Fu Hui Charity Foundation Ltd., Concerted Efforts Resource Centre Limited, Baptist Oi Kwan Social Service, Virya Foundation, Radiological Society of North America Foundation Fund and HKCR. He also set up several bursaries including H. T. G Bursaries of the City University of Hong Kong, Dr. Hector Ma Bursary of the Open University of Hong Kong, Hector Ma Support Fund, Hector & Ada Ma China Scholarship Council Fellowships at McGill University in Quebec, Canada, and Research Scholarship in Internal Medicine at University of Manitoba.



Dr. Ma at the Queen Mary Hospital Charity Walk at the Peak



Dr. and Mrs. Ma at a Wanchai Community Project Sponsored Dinner Program




Dr. Ma set up a research scholarship in Internal Medicine for the Medical Faculty at the University of Manitoba.

Vision of the Future of Radiology

As one of the veterans of the radiology profession who has always accurately predicted the vision and opportunity that lie ahead for radiology, Dr. Ma envisioned the next revolutionary milestone in the history of radiology. 'I believe that the future of radiology will progress in the direction of molecular imaging. While other well established modalities including ultrasound, CT, MRI and particularly interventional radiology will continue to flourish, molecular imaging will be the next great advance for imaging and it will become an essential and significant part of radiology practice in the future,' Dr. Ma anticipated.

Postscript

After the enlightening interview with Dr. Ma, we were impressed by his abiding love for the radiology profession, which enabled him to thrive throughout all these eventful years. He has always been respected as the visionary radiology leader. His message to us, as well as his motto in life, is that we should always remain humble and keep learning. Maybe it was his optimistic and cheerful character that inspired us to find joy and satisfaction in learning radiology. He is certainly one of the role models for many of us, especially for the younger generation. Finally, we would like to wish him every success in his new ventures. ✍️



The young Dr. and Mrs. Ma on vacation

Leisure Corner

Looking Back: Highlights from the History of Radiology

Dr. Shiobhon Luk,
Pamela Youde Nethersole Eastern Hospital
Dr. Kathy Wong,
Kwong Wah Hospital

This issue marks the finale of the series 'Looking Back: Highlights from the History of Radiology'. In this issue, we will outline the historical development of mammography and will present materials of historical interest relating to the development of this modality in the international community and also of special relevance to Hong Kong.

We are grateful to have the precious opportunity to interview Dr. Lam Hon Shing, Consultant Radiologist, Department of Radiology, Kwong Wah Hospital. He is one of the renowned local experts who has played important roles and witnessed the development of mammography in Hong Kong and will be sharing with us fascinating stories of local history.



Interview with Dr. HS Lam, Consultant Radiologist,
Department of Radiology, Kwong Wah Hospital

Part 6: The Story of Mammography

Breast diseases, notably breast cancer, have long been known since the ancient times. As breast pathologies affect a visible organ with strong sentiment for all women, they were not uncommonly portrayed in historical art. Most of these famous paintings were created in the Renaissance as this was the time when the study of anatomical details was an important element of every artist's training.

One of the most famous paintings that depicted breast cancer was *La Fornarina* created by Raphael Sanzio in the early 16th century. The woman in the portrait was shown to have an enlarged and deformed breast with overlying discolored skin, compatible with breast cancer. Another famous painting was *Bathsheba at Her Bath* created by Rembrandt Harmenszoon van Rijn in

the early 17th century. A woman with peau d'orange appearance of the breast and axillary fullness was portrayed, compatible with signs of advanced breast carcinoma.

Due to the relatively poor understanding of the nature of cancer in the prehistoric times up to the Renaissance, there was a lack of accurate diagnostic method and effective treatment for breast cancer. In the 18th century, there were suggestions that cancer might be cured by surgery. With the development of anesthesia in the 19th century, there was significant advancement in the field of surgery and operations such as radical mastectomy were developed.



Bathsheba at Her Bath, 1654, Rembrandt
(Image adapted from <https://commons.wikimedia.org>)

The birth and early development of mammography

The beginning of mammography dated back to 1913 when Dr. Albert Salomon, a surgeon, began examining mastectomy specimens with radiography. His work showed that radiological features of infiltrating carcinoma and well-defined tumors were different. In 1930, Dr. Stafford L Warren, a radiologist at Rochester Memorial Hospital in New York, started using stereoscopic technique for performing mammography examinations in patients.

In the two decades that followed, various radiologists, surgeons and pathologists from the U.S. and from Europe further studied the radiological features of various breast lesions and the clinical usefulness of mammography. Improvements in imaging techniques and mammography technology were made, enhancing the reproducibility and diagnostic value of mammography. Techniques to localize non-palpable but mammographically visible breast lesions were developed in the 1960s.

With the increased usefulness of mammography, the medical community contemplated the feasibility of using mammography for screening asymptomatic women. In 1963 to 1966, the first randomized controlled trial of screening women with physical examination and mammography was conducted. In the subsequent decade, there was further breakthrough in the design of mammography unit with the successful production of smaller machines producing improved image quality using reduced radiation dose. In the 1970s, there was further development in localizing non-palpable lesions found at mammography and the use of a needle-hookwire assembly was described in the literature in 1976.

The early years of mammography in Hong Kong

'I entered the radiology profession in 1977 and began my career in Princess Margaret Hospital. In those days, there were only a few public hospital mammography units and one of them was installed in Princess Margaret Hospital. This mammography unit served some of the patients who were under the public hospital care in various hospitals in Hong Kong. Back in the 1970s, there was no ultrasound machine in Princess Margaret Hospital and breast imaging relied mainly on the mammography unit,' said Dr. Lam Hon Shing, Consultant Radiologist, Department of Radiology, Kwong Wah Hospital.

In 1985, the UK Minister of Health convened an expert committee known as the "Forrest Committee" to report on breast cancer screening. The committee concluded in 1986 that mammography screening could lead to prolongation of life for women aged 50 and above. The NHS Breast Screening Programme was established in 1987 and began inviting women to participate in the programme in 1988. This programme used single view mammography and invited women aged 50 – 64 years for screening once every three years.

'I joined the Department of Radiology in Kwong Wah Hospital in 1987 and there was no mammography unit in the department at the time,' said Dr. Lam. 'As there was evidence from the Forrest Committee report presented in 1986 in the United Kingdom showing that regular mammographic screening helped reduce mortality from breast malignancy for women aged 50 and over, I started setting up the mammography service for symptomatic patients and breast screening in 1990 in the Department of Radiology at Kwong Wah Hospital.' [Reference: the United Kingdom National Health Service Breast Screening Program (NHSBSP) was set up in 1987 and started service in 1988.]

The mammography service at Kwong Wah Hospital soon expanded and the mammographic screening service of the Well Women Clinic of the Tung Wah Group of Hospitals is currently the largest breast screening programme in Hong Kong. The acquisition of mammography equipment in the rest of Hong Kong has been rapid since the 1990s. The Department of Radiology of North District Hospital was equipped with mammography unit when it began operation in February 1998 and a mammographic unit was added to the Radiology Department of Precious Blood Hospital in 2000.



Early mammogram machines used in mammography imaging in Kwong Wah Hospital and Well Women Clinic of the Tung Wah Group of Hospitals in the 1990s. The GE machine (on the left) was installed in 1994 – 1995. The LORAD machine (on the right) was installed in 2004.

(Courtesy of Dr. HS Lam, Consultant Radiologist and Ms. Daisy WP Siu, Department Manager, Department of Radiology, Kwong Wah Hospital)




MIN-R cassettes used in mammography imaging. The design of the cassette allows the film to be placed against the chest wall, enhancing visualization of breast lesions.

(Courtesy of Dr. HS Lam, Consultant Radiologist and Ms. Daisy WP Siu, Department Manager, Department of Radiology, Kwong Wah Hospital)



Magnifying glass – an indispensable tool used in plain film mammography to help visualize small details in mammography films.

(Courtesy of Dr. HS Lam, Consultant Radiologist, Department of Radiology, Kwong Wah Hospital)



Dome magnifier with ruler for measuring size of lesions embedded at the base of the dome.

(Courtesy of Dr. HS Lam, Consultant Radiologist, Department of Radiology, Kwong Wah Hospital)

Throughout the years, as with other radiology subspecialties, the local radiology community and the Hong Kong College of Radiologists have been committed in encouraging the study and improvement

in the practice of mammography. The College has worked with local and international radiology societies in organizing many teaching courses and conferences on mammography. Local radiologists are also eager to attend overseas courses and conferences to learn more about breast imaging. Effort has also been made in setting up Breast Radiology as one of the recognized subspecialty training subjects and Kwong Wah Hospital is one of the first few recognized hospitals accredited by the Hong Kong College of Radiologists for Breast Radiology training.

'In 1998, I attended the Breast Imaging and Intervention into the 21st Century Conference in Florida. In this conference I learnt about an innovative model of a 'one-stop' diagnostic breast centre. In this model, timely assessment and investigation is provided within a single visit with the use of clinical assessment, breast imaging and biopsy as required. This arrangement can provide a basis for definitive diagnosis in most patients within a relatively short period of time and is helpful in decreasing the number the visits and reducing anxiety in patients.'

'With the support from representatives from several Asian countries, I helped establishing the Asian Breast Diseases Association in 2000. We aim to create a platform for experts from different disciplines in the management of breast diseases and from different countries to share their experience, exchange knowledge and for training. We have been organizing regular teaching courses and conferences in various Asian countries in the past decade,' added Dr. Lam.

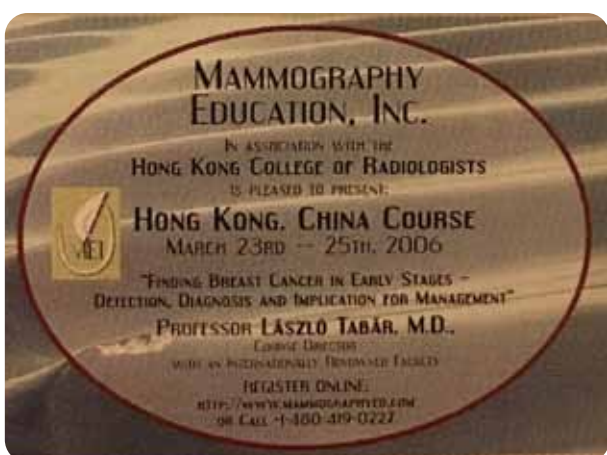


Symposium Mammographicum Hong Kong 1993, jointly organized by Symposium Mammographicum and the Hong Kong College of Radiologists.

(Photos adapted from the Hong Kong College of Radiologists 15th Anniversary Celebration Booklet)



The first Asian Breast Diseases Association Teaching Course.
This first teaching course was held in Jakarta in 2003.
(Photo courtesy of Dr. HS Lam, Consultant Radiologist,
Department of Radiology, Kwong Wah Hospital)



'Finding Breast Cancer in Early Stages – Detection, Diagnosis and Implication for Management' Hong Kong Breast Imaging Course, jointly organized by Mammography Education, Inc. and the Hong Kong College of Radiologists in 2006.
(Photos adapted from the Hong Kong College of Radiologists 15th Anniversary Celebration Booklet)


The march of progress and the modern era

In recent years, there has been significant technological advancement in mammography, such as the development of Digital Mammography, computer aided detection programmes and 3D Digital Breast Tomosynthesis. Lesion localization techniques have been improved with the development of hookwire localization and radioguided occult lesion localization. In the recent decade, there have also been significant improvements in other breast imaging modalities that are complementary to mammography. Breast ultrasound image quality has improved with better image resolution, higher contrast and lower noise. Breast MRI is now also available and has been proven to be a useful imaging modality for the assessment of various breast lesions.

Innovations in biopsy technologies have also been developed, including stereotactic-guided core biopsy, ultrasound-guided core biopsy, stereotactic-guided vacuum assisted biopsy, ultrasound-guided vacuum assisted biopsy and MRI-guided biopsy. In 1998, the Department of Radiology at Kwong Wah Hospital was equipped with a Mammotome vacuum assisted breast biopsy device. Another revolutionary milestone in biopsy technologies was the development of the prone table stereotactic breast biopsy machine. Kwong Wah Hospital was the first public hospital to have this machine installed and it was installed in 2000. A more recent innovation in the past few years was the development of digital breast tomosynthesis-guided biopsy and the prone table digital breast tomosynthesis-guided biopsy machine was available since 2015.

'Regarding breast screening, evidence has shown that early diagnosis and treatment of breast cancer can improve the outcome of patients and mammography has been proven to be effective in the early detection of breast cancer and in reducing mortality. Screening programs are available in several countries, including the USA, Sweden, UK, Japan, Singapore and Korea. At present, there is no population screening for breast cancer in Hong Kong. However, mammography service is available for patients who self-initiated screening through medical consultation and for patients who are referred from clinicians for opportunistic screening.'

'The Hong Kong College of Radiologists has always been committed to maintain good practice of radiology and has made effort in setting a high standard in mammography in Hong Kong. The College has issued the Mammography Statement in 2006 which stated the policies and technical standards required for provision of mammography. With the advancement in technology and improvement in practice of radiology, the recommendations have been updated in the revised version which was issued in August 2015.'



HKCR Mammography Statement. The first version was issued on 9 May 2006 and the revised version was issued on 25 August 2015.

'In the future, we do hope to see continued improvements in breast imaging in terms of quality and efficiency. Maintaining multi-disciplinary collaboration with clinicians and pathologists is important for receiving

feedback for learning and also for delivering a high standard of care to patients. Moreover, more consideration can be given to adopt a one-stop diagnostic breast centre model in Hong Kong in which triple assessment can be performed within a single visit,' concluded Dr. Lam.

The birth and development of mammography is again one of the many exciting chapters in the story of radiology. The evolution of mammography from plain radiograph of mastectomy specimens to the state-of-the-art digital 3D digital breast tomosynthesis in the modern era was the result of many dedicated individuals who demonstrated passion and enthusiasm in the field of breast imaging.

We hope you have enjoyed reading this radiology history series and have been intrigued by how numerous milestones and innovations have shaped the world of radiology. It has been our pleasure travelling with you back in time and across the globe in this radiology historical journey that spans more than a century. In the next series, we will embark on another adventure in the history and development of nuclear medicine and oncology. Stay tuned!

Reference:

1. Radiology 2000 Hong Kong International Congress Booklet - Science and the People. A snapshot of the Radiology Community at the Turn of the Millennium.
2. Hong Kong College of Radiologists 15th Anniversary Celebration Booklet
3. HKCR Mammography Statement (Revised version as on 25 August 2015)
4. Screening for Breast Cancer in England: Past and Future. NHSBSP Publications No 61 February 2006
5. Willett AM, Michel MJ, Lee MJR. Best Practice Diagnostic Guidelines for Patients Presenting with Breast Symptoms. Department of Health, UK. November 2010.
6. Gold RH, Bassett LW, Widoff BE. Highlights from the History of Mammography. RadioGraphics 1990;1111-1131.
7. Vaidya JS. Breast cancer: an artistic view. <http://oncology.thelancet.com> Vol 8 July 2007 p583-585
8. Forma E, Bernaciak M, Brys M. Breast cancer in art painting. Acta Universitatis Lodzianensis 2010 Folia Biologica et Oecologica 6:61-68
9. The History of Cancer. American Cancer Society 2014
10. [https://en.wikipedia.org/wiki/Bathsheba_at_Her_Bath_\(Rembrandt\)](https://en.wikipedia.org/wiki/Bathsheba_at_Her_Bath_(Rembrandt))

Dinner with Honorary Legal Advisor, Honorary Auditor and Hang Seng Investment Management Limited (HSVM),

17th December 2015

Dr. Chan Tze Mun,

Honorary Treasurer of Hong Kong College of Radiologists

As a token of appreciation to the expertise financial planning and investment advice to our College, a dinner was organized on 17th December 2015 to express our gratitude to their support throughout these years.

Our honored guests in the dinner included:

Mr. Andrew Fung	Director & General Manager, HSVM
Dr. Arthur Liu	Executive Vice President, Institutional Business, HSVM
Mr. & Mrs. Charles Chan	Honorary Auditor, Hong Kong College of Radiologists CEO, Crowe Horwath (HK) CPA Limited
Ms. Pammy Fung	Director, Crowe Horwath (HK) CPA Limited
Ms. Penny Chan	Principal, Crowe Horwath (HK) CPA Limited
Mrs. Mabel Lui	Honorary Legal Advisor, Hong Kong College of Radiologists Partner, Head of Corporate – Asia, Winston & Strawn

Our College has engaged in many activities which frequently entails financial implications and complicated accounting matters. We have always been able to count on HSVM, Mr. Charles Chan and his colleagues for monitoring our portfolio and rendering sustained advisory services to secure a stable financial position throughout these years. In addition, Mrs. Lui, our Honorary Legal Advisor, has been very supportive since the early days of the founding of our College. We would like to take this opportunity to also express our appreciation to HSVM, our Honorary Legal Advisor, Mrs. Mabel Lui and our Honorary Auditor, Mr. Charles Chan. 🖋️



Back row (from left to right): Ms. Karen Law, Dr. Jennifer Khoo, Dr. Ngai Wai Tat, Dr. Chan Tze Mun, Dr. Wong Kam Hung, Prof. Anne Lee, Dr. Tan Chong Boon, Dr. Danny Cho, Dr. Arthur Liu, Dr. Wong Yiu Chung, Dr. Victor Lee

Front row (from left to right): Dr. Lilian Leong, Mr. Andrew Fung, Mrs. Mabel Lui, Dr. Law Chun Key, Mr. Charles Chan, Mrs. Florence Chan, Ms. Pammy Fung, Ms. Penny Chan

Christmas Lunch with HKCR Secretariat, 19th December 2015

Christmas lunch with HKCR Secretariat is a special occasion for the College Council to reward and to show appreciation to the secretariat team for their contribution and effort in this past year. The atmosphere over the Christmas lunch was joyful. 🍷



President (first right in the front row), Honorary Secretary and Senior Vice President (middle two in the back row) in a group photo with HKCR Secretariat



Third row (from left to right): Dr. CY Lui, Dr. Danny Cho, Dr. Janice Ip, Ms. Dorothy Ho

Second row (from left to right): Ms. Monita Lam, Ms. Florence Wan, Ms. Flora Ho, Ms. Karen Law, Miss Phyllis Wong, Ms. Candy Wong, Miss Christy So, Dr. Ngai Wai Tat

Front row (from left to right): Dr. Jennifer Khoo, Dr. HS Lam, Dr. Lilian Leong, Dr. Hector Ma, Dr. Stephen Cheung, Dr. Wong Yiu Chung

Mark Your Diary

15 – 16 April 2016

The 11th Pan-Pearl-River Area Conference
of Radiation Oncology & Prof. Ho Hung Chiu
Memorial Symposium on Nasopharyngeal Cancer

3 – 5 June 2016

6th IDKD Intensive Course in Hong Kong 2016

1 – 3 July 2016

2016 AIRP Course in Hong Kong

12 – 13 November 2016

24th Annual Scientific Meeting of
Hong Kong College of Radiologists

Membership List of Committees and Subcommittees 2015 – 2016

I. Education Committee

Dr. LAM Hon Shing (Chairman)
Dr. WONG Yiu Chung (Honorary Secretary)
Dr. CHAN Tze Mun
Dr. CHEUNG Chi Wai, Stephen
Dr. CHOI Pak Tat, Frankie
Prof. Ann KING
Dr. LAI Kwok Chung
Dr. LAW Chun Key
Dr. Lilian LEONG
Dr. Francis TANG
Dr. TUNG Yuk, Stewart
Dr. YUEN Kwok Keung
Dr. KWAN Chung Kong (Co-opted Member)
Dr. SIU Yung Woon (Co-opted Member)
Dr. YUEN Ming Keung (Co-opted Member)

(a) CME/CPD Sub-Committee

Dr. CHEUNG Chi Wai, Stephen (Co-Chairman)
Dr. IP Jing Kun, Janice (Co-Chairman)
Dr. AU Kwok Hung
Dr. AU YEUNG Wai San, Andrea
Dr. CHAN Sze Wun, Winnie
Dr. CHAN Tze Mun
Dr. CHIU Sau Hin, Sonny
Dr. KUNG Boom Ting
Dr. LAM Hiu Yin, Sonia
Dr. LEE Sing Fun, Paul
Dr. LI On Chee, Angela
Dr. YAU Chun Chung

(b) Scientific Sub-Committee

Radiology & Nuclear Medicine

Dr. POON Wai Lun (Chairman)
Dr. Gregory Ernest ANTONIO
Dr. CHENG Lik Fai
Dr. CHENG Pui Wai
Dr. CHO Hing Yan, Danny
Prof. CHU Chiu Wing, Winnie
Dr. KAN Yee Ling, Elaine
Dr. KHOO Lai San, Jennifer
Dr. LO Shing Wai, Sherwin
Dr. MAK Ka Fung, Henry
Dr. TSE Kin Sun, Sunny
Dr. WONG Chi Ping
Dr. WONG Ka Tak, Jeffrey

Clinical Oncology

Dr. SZE Chun Kin, Henry (Honorary Secretary)
Dr. CHANG Tien Yee, Amy
Prof. KWONG Lai Wan, Dora
Dr. LEUNG Kwong Chuen, Angus
Dr. LIM Mei Ying
Dr. POON Ming Chun
Dr. TAI Yin Ping

(c) Training Course Sub-Committees

Radiology

Dr. WONG Yiu Chung (Chairman)
Dr. TANG Yip Kan, Kendrick (Honorary Secretary)
Dr. CHOI Pak Tat, Frankie
Dr. IP Jing Kun, Janice
Dr. LAU Shun, Samuel
Dr. LO Kit Lin, Kitty
Dr. LUI Chun Ying
Dr. MA Ka Fai, Johnny
Dr. POON Wai Lun
Dr. WONG Ka Tak, Jeffrey

Clinical Oncology

Dr. WONG Chi Sing, Frank (Chairman)
Dr. AU Siu Kie
Dr. CHENG Chi Kin, Ashley
Dr. KAM Koon Ming, Michael
Dr. LUK Mai Yee, May
Dr. NG Wai Tong
Dr. Francis TANG
Dr. Timothy YIP

Training and Examination Sub-Committee (Nuclear Medicine)

Dr. NGAI Wai Tat (Chairman)
Dr. CHO Hing Yan, Danny
Dr. CHOI Pak Tat, Frankie
Dr. LEE Kit Yee, Louis
Dr. LOK Chiu Ming
Dr. MA Wai Han, Vivian
Dr. WONG Chi Ping, Benz

(d) Education & Research Fund Sub-Committee

Dr. CHEUNG Chi Wai, Stephen (Chairman)
Dr. CHAN Tao
Dr. CHAN Yu Leung
Dr. CHOI Ho Keung, Peter
Ms. Ruby FUNG
Dr. LEE Ho Fun, Victor
Dr. YAU Tsz Kok

(e) HKCR 15A Travelling Fellowship Sub-Committee

Dr. WONG Yiu Chung (Chairman)
Dr. LAM Hon Shing
Dr. LAW Chun Key
Dr. POON Wai Lun
Dr. NGAI Wai Tat

(f) Subspecialty Board (Palliative Medicine)

Dr. Rebecca YEUNG (Chairman)
Dr. LO Sing Hung (Honorary Secretary)
Dr. LAM Hon Shing
Dr. WONG Ka Yan
Dr. Yvonne YAU

II. Membership Committee

Dr. LAW Chun Key (Chairman)
Dr. LEUNG Kwok Cheung (Honorary Secretary)
Dr. CHEUNG Foon Yiu
Dr. CHOI Pak Tat, Frankie
Dr. FUNG Po Yan, Eliza
Prof. KWONG Lai Wan, Dora
Dr. LAI Bing Man
Dr. POON Wai Lun
Dr. TAN Chong Boon

III. Finance Committee

Dr. CHAN Tze Mun (Chairman)
Mr. Charles CHAN (Honorary Auditor)
Dr. CHIU Long Fung, Jeffrey
Dr. FONG Chun Yan
Dr. LAW Chun Key
Dr. Lilian LEONG
Dr. LEE Yim Ping

IV. Constitution Sub-Committee

Dr. CHEUNG Chi Wai, Stephen (Chairman)
Dr. CHAN Chi Sang, James
Dr. CHAU Ming Tak
Dr. CHO Hing Yan, Danny
Dr. LEE Ho Fun, Victor
Dr. TANG Kwok Wing

V. House Sub-Committee

Dr. KAN Yee Ling, Elaine (Chairman)
Dr. WONG Cheuk Kei, Kathy (Honorary Secretary)
Dr. IP Jing Kun, Janice
Dr. KHOO Lai San, Jennifer
Dr. KUNG Boom Ting
Dr. LAW Chun Key
Dr. LUK Yiu, Shiobhon
Dr. WAI Wing Chong
Dr. WONG Chun Yin

VI. HKJR Editorial Board

Prof. CHU Chiu Wing, Winnie (Editor-in-Chief)
Dr. NGAN Kai Cheong, Roger (Deputy Editor-in-Chief)
Dr. YUEN Ming Keung (Deputy Editor-in-Chief)
Dr. AU YONG Ting Kun
Dr. CHAN Tao
Dr. CHAN Yu Leung
Dr. CHEUNG Chi Wai, Stephen
Dr. CHOI Pak Tat, Frankie
Dr. CHOW Sin Ming
Prof. KHONG Pek Lan
Prof. KWONG Lai Wan, Dora
Dr. NG Wai Tong
Dr. POON Wai Lun
Dr. WANG Ki
Dr. WONG Chi Sing, Frank

VII. Homepage Sub-Committee

Dr. FONG Chun Yan (Chairman)
Dr. Gregory Ernest ANTONIO
Dr. CHAN Sum Yin
Dr. CHAN Tze Mun
Dr. FANG Xin Hao, Benjamin
Dr. LAM Ho Ching
Dr. LAU Shun, Samuel
Dr. LO Shing Wai, Sherwin
Dr. POON Wai Lun

VIII. Newsletter Sub-Committee

Dr. LUI Chun Ying (Chairman)
Dr. CHO Hing Yan, Danny
Dr. HO Pui Ying, Patty
Dr. KHOO Lai San, Jennifer
Dr. LUK Yiu, Shiobhon
Dr. NGAI Wai Tat
Dr. SOONG Sung, Inda
Dr. WONG Cheuk Kei, Kathy

Our College has the following numbers of members as at 29 February 2016

Status	Number
Honorary Fellow	15
Honorary Member	6
Fellow	519
Member	123
Trainee Member	36
Associate Member	1
Total	700

List of Fellows admitted from 1 September 2015 till 29 February 2016

Admission date	Name	Specialty	Training Center
26 January 2016	CHAN Chi Hin	RD	KWH
26 January 2016	CHAN Fong Ting	CO	QMH
26 January 2016	CHAN Po Chung	CO	TMH
26 January 2016	CHAN Sum Yin	CO	QMH
26 January 2016	CHAN Wun Cheung Samuel	RD	TMH
26 January 2016	CHAN Yin Ho	RD	QEH
26 January 2016	CHENG Ka King	RD	KWH
26 January 2016	CHIK Yin Kwan	CO	QEH
26 January 2016	CHU Ping Yung	RD	TMH
26 January 2016	KWONG Yin Yee	RD	QMH
26 January 2016	LAI Ming Hei	RD	PYNEH
26 January 2016	LAI Wing Yu	CO	PMH
26 January 2016	LAM Alan Cheuk Si	RD	QMH
26 January 2016	LAM Chor Man	CO	PWH
26 January 2016	LAM Ka Cheong	RD	QMH
26 January 2016	LAM Mau Chu	RD	UCH
26 January 2016	LAW Ka Suet	CO	PMH
26 January 2016	LEE Tang Fei	RD	PYNEH
26 January 2016	LEUNG Siu Ting	RD	PYNEH
26 January 2016	LI Yu Chung	CO	QEH
26 January 2016	LO Lai Wan	RD	PMH
26 January 2016	NUNG Chi Hang	RD	PWH
26 January 2016	SHEK Ka Wai	RD	QEH
26 January 2016	SITT Ching Man	RD	PWH
26 January 2016	SOO Man Tak	CO	PWH
26 January 2016	TO Victoria Yuen Kwun	RD	TMH
26 January 2016	TSANG Hoi Ching Hailey	RD	QEH
26 January 2016	TSANG Kim Hung	RD	QEH
26 January 2016	TSE Ka Hei	RD	UCH
26 January 2016	WONG Sin Man	RD	PWH
26 January 2016	WONG Wai Mei	RD	QMH

Membership Status

26 January 2016	WONG Wai Yu	RD	TMH
26 January 2016	WONG Yue Kie Kevin	RD	QEH
26 January 2016	YU Wong Li	RD	PWH
26 January 2016	YUEN Yiu Sang	CO	QEH

List of Members admitted from 1 September 2015 till 29 February 2016

Admission date	Name	Specialty	Training Center
18 September 2015	CHEUNG Kin On	RD	NDH
24 November 2015	LI Yan Lin	RD	QMH
24 November 2015	TSUI Hoi Ling	RD	UCH
24 November 2015	WONG Ho Yuen Frank	RD	QMH
24 November 2015	YU Man Leung	RD	QMH
16 December 2015	CHIU Cheuk Lun	RD	NDH
16 December 2015	CHOW Chun Kei Boris	RD	QEH
16 December 2015	CHOW Denise Long Yin	RD	TMH
16 December 2015	KO Wei Sum Koel	RD	QEH
16 December 2015	LENG Yong Mei	RD	TMH
16 December 2015	LUI Kam Ho	RD	PYNEH
16 December 2015	MO Kwun Man Cyrus	RD	PYNEH
16 December 2015	TSAI Siu Chun	RD	PWH
16 December 2015	YAM Kai Ho Max	RD	NDH
16 December 2015	YU Chun Hung Kevin	RD	TMH
26 January 2016	CHAN Siang Hua Victor	RD	QMH
26 January 2016	TSUI Waylon Wai Chung	RD	KWH

List of Trainee Members admitted from 1 September 2015 till 29 February 2016

Admission date	Name	Specialty	Training Center
18 September 2015	CHIN Leanne Han Qing	RD	QMH
18 September 2015	FUNG Wai Yuk	RD	PMH
18 September 2015	LI Sze Ki	RD	PMH
18 September 2015	WONG Agnes	RD	KWH
18 September 2015	YIP Pui Lam	CO	TMH
27 October 2015	CHOW Daryn Yi Ler	CO	QMH
27 October 2015	CHUNG Hiu Shun	CO	QEH
27 October 2015	FUNG King Him	RD	QEH
27 October 2015	LEE King Yeung Stanley	CO	QEH
27 October 2015	LEUNG Kai Dick David	RD	QEH
27 October 2015	XU Lu	RD	QEH
24 November 2015	YEUNG Lok Hang	RD	UCH
16 December 2015	CHOI Wesley Yuen Lum	CO	PMH
26 January 2016	LEUNG Kwan Ho	CO	PMH
23 February 2016	JOHNSON David Ryan	CO	PWH

Forthcoming Meetings in 2016

Date	Event	Venue	Website
2-6 March 2016	European Congress of Radiology (ECR 2016)	Vienna, Austria	http://www.myesr.org/cms/website.php?id=/en/ESR_ECR_news.htm
13-18 March 2016	Society of Abdominal Radiology (SAR) 2016 Annual Scientific Meeting	Hawaii, USA	http://www.abdominalradiology.org/?AnnualMeeting
25-27 March 2016	Hybrid PET-Imaging Symposium and Workshop 2016	Hong Kong SAR, China	http://www.diaradio.hku.hk/pet2016/
1-3 April 2016	Abdominal Radiology Group Australia & New Zealand Meeting 2016	Perth, Australia	http://arganzmeeting.com/
15-16 April 2016	The 11 th Pan-Pearl-River Area Conference of Radiation Oncology & Prof. Ho Hung Chiu Memorial Symposium on Nasopharyngeal Cancer	Shenzhen & Hong Kong SAR, China	http://www.hkacs.org.hk/content/event.php?ch_lang=chinese&newsid=439
20-23 April 2016	German Society of Nuclear Medicine Annual Congress 2016 (DGN 2016)	Dresden, Germany	http://www.nuklearmedizin2016.de/
29 April-3 May 2016	ESTRO 35	Turin, Italy	http://www.estro.org/congresses-meetings/items/estro-35
22-25 April 2016	46 th Annual Scientific Meeting of the Australian and New Zealand Society of Nuclear Medicine (ANZSNM)	Rotorua, New Zealand	http://www.anzsnm2016.com/
3-5 June 2016	6 th IDKD Intensive Course in Hong Kong 2016	Hong Kong SAR, China	www.idkd.org
3-7 June 2016	American Society of Clinical Oncology Annual meeting 2016 (ASCO 2016)	Chicago, USA	http://am.asco.org/
11-15 June 2016	The Society of Nuclear Medicine & Molecular Imaging (SNMMI) 2016 Annual Meeting	San Diego, USA	http://www.snmmi.org/
29 June - 2 July 2016	18 th World Congress on Gastrointestinal Cancer	Barcelona, Spain	http://worldgicancer.com/WCGI/WGIC2016/index.asp
1-3 July 2016	2016 AIRP Course in Hong Kong	Hong Kong SAR, China	www.airp.org/www.hkcr.org
4-6 August 2016	10 th Asian Society of Cardiovascular Imaging Congress	Singapore	http://www.asci2016.com/
25-28 September 2016	58 th Annual Meeting of American Society for Radiation Oncology (ASTRO)	Boston, USA	https://www.astro.org/Meetings-and-Events/2016-Annual-Meeting/Index.aspx
7-11 October 2016	ESMO 2016 Congress	Copenhagen, Denmark	http://www.esmo.org/Conferences/ESMO-2016-Congress
10 -12 October 2016	Special AOSPR Congress 2016	Sarawak, Malaysia	http://www.radiologymalaysia.org
13-16 October 2016	67 th Annual Scientific Meeting of RANZCR	Gold Coast, Australia	http://www.ranzcr2016.com/
15-19 October 2016	EANM'16 - 29 th Annual Congress of the European Association of Nuclear Medicine	Barcelona, Spain	http://www.eanm.org
19-22 October 2016	48 th Congress of the International Society of Paediatric Oncology (SIOP 2016)	Dublin, Ireland	http://www.siop2016.kenes.com/
27 November - 2 December 2016	Radiological Society of North America Annual Meeting 2016 (RSNA 2016)	Chicago, USA	http://www.rsna.org



香港大学深圳医院
The University of Hong Kong-Shenzhen Hospital

第十一届泛珠江区域放射肿瘤学学术大会 暨纪念何鸿超教授鼻咽癌学术研讨会

The 11th Pan-Pearl-River Area Conference of Radiation Oncology & Prof. Ho Hung Chiu Memorial Symposium on Nasopharyngeal Cancer

国家级继续医学教育项目
National Item of Continuing Medical Education

香港及深圳 2016 年 4 月 15-16 日
Hong Kong & Shenzhen, China, 15-16 April 2016

会议主题：加强区域合作、共谋卓越发展

Theme: Strengthening Regional Collaboration in Pursuit of Excellence

主席 President of PPRA-RTOG:

卢泰祥 Tai-xiang Lu 中山大学肿瘤防治中心教授 Professor, Sun Yat-sen University Cancer Centre

副主席 Vice-President of PPRA-RTOG:

郎锦义 Jin-yi Lang 四川省肿瘤医院院长 Hospital Chief Executive, Sichuan Cancer Hospital

潘建基 Jian-ji Pan 福建省肿瘤医院副院长 Deputy Hospital Chief Executive, Fujian Provincial Cancer Hospital

邓小武 Xiao-wu Deng 中山大学肿瘤防治中心教授 Professor, Sun Yat-sen University Cancer Centre

执行主席 Chairman: 李咏梅 Anne W. M. Lee

香港大学临床肿瘤学系教授及系主任 Clinical Professor and Head, Department of Clinical Oncology, The University of Hong Kong

特邀嘉宾 Guest of Honor: Lester John Peters

澳大利亚墨尔本彼得·麦卡勒姆癌症中心放射肿瘤学教授 Professor, Division of Radiation Oncology, Peter MacCallum Cancer Centre, Melbourne, Australia

4 月 15 日 • 深圳报到地址: 广东省深圳市南山区金鸡路 1 号田厦翡翠明珠花园圣淘沙酒店(翡翠店)

15 April, Shenzhen Venue: Tiansha Emerald Pearl Garden, No.1 Jinji Road, Nanshan District, Shenzhen, Guangdong, China.

4 月 16 日 • 香港报到地址: 香港黄竹坑道 99 号香港医学专科学院赛马会大楼

16 April, Hong Kong Venue: Hong Kong Academy of Medicine Jockey Club Building, 99 Wong Chuk Hang Road, Hong Kong.

请提前办理回乡证/港澳通行证 Please apply for Travelling Visa in advance

详情及报名:

Hong Kong Delegates please login "www.hkacs.org.hk" to register.

报名截止时间: 2016 年 4 月 5 日

Deadline for Registration: 5th April, 2016

香港会场提供实时传译服务

Real-time interpretation will be provided in Hong Kong Venue

咨询 Enquiry:

Shenzhen - 刘助理 (Ms Liu):

Tel: 0755-86913333-2997

Email: ppra2016@163.com

Hong Kong - 谢惠裳 (Ms Tse, Wai Seung): Tel: (852) 39213821; (852) 39213836

Email: admin@hkacs.org.hk



HONG KONG COLLEGE
OF RADIOLOGISTS



THE UNIVERSITY OF
HONG KONG

JOINT SCIENTIFIC SEMINAR

Cardiac MR Imaging Reaching Beyond Viability

by Prof. Bernd Wintersperger

Setting Up & Utilising Cardiac MR T1 Mapping

by Dr. Ming-Yen Ng

- Date** : 5th May 2016 (Thursday)
- Speakers** : **Prof. Bernd Wintersperger**, MD, EBCR, FAHA
Professor of Radiology, Department of Medical Imaging, University of Toronto; Director of Clinical Cardiac Imaging Operations, Joint Department of Medical Imaging (JDMI), University Health Network, Sinai Health System and Women's College Hospital Toronto, Canada
- Dr. Ming-Yen Ng**, BMedSci(UK), BMBS (UK), FRCR(UK)
Clinical Assistant Professor, Department of Diagnostic Radiology
The University of Hong Kong
- Moderator** : Dr. Ming-Yen NG
- Venue** : Function Room 1, 2/F,
Hong Kong Academy of Medicine Jockey Club Building,
99 Wong Chuk Hang Road, Aberdeen, Hong Kong SAR
- Programme**
- 6:30 – 7:00pm : Registration with refreshment
- 7:00 – 8:30pm : Lectures and Q&A

All are Welcome

Seats for lecture are available only on first-come-first-served basis.

RSVP: Ms. Candy Wong Tel: 2871 8788; Fax: 2554 0739; Email: cpywong@hkcr.org

CME/CPD ACCREDITATION

Hong Kong College of Radiologists

1.5 (Cat. A) CME/CPD points

CME/CPD credit points from other Colleges of the Hong Kong Academy of Medicine and MCHK CME Programme are under application

HKCR SECRETARIAT

Room 909, 9/F, HKAM Jockey Club Building, 99 Wong Chuk Hang Road, Aberdeen, Hong Kong SAR

Tel: (852) 2871 8788 Fax: (852) 2554 0739

E-mail: enquiries@hkcr.org

URL: <https://www.hkcr.org>



6th IDKD Intensive Course in Asia – 第六届亚洲集训课程
Excellence in Teaching – 密集课程

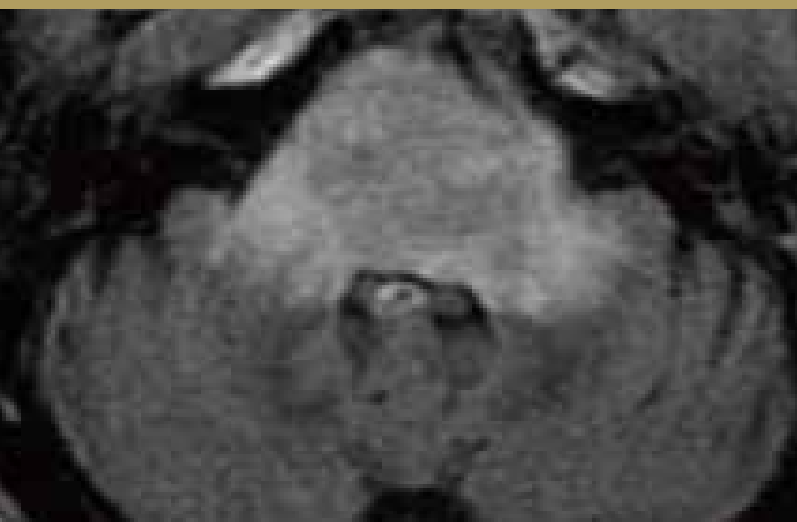


Diseases of the Abdomen and Pelvis – 腹盆腔疾病

May 28–30, 2016, Beijing, China
June 3–5, 2016, Hong Kong, China

中国北京, 2016年5月28日-30日
中国香港, 2016年6月3日-5日

An Interactive Course in Diagnostic Imaging – 影像诊断互动课程
Main Program



2016 AIRP Course in Hong Kong

1st – 3rd July 2016

Hong Kong Academy of Medicine Jockey Club Building

Subspecialty focus:

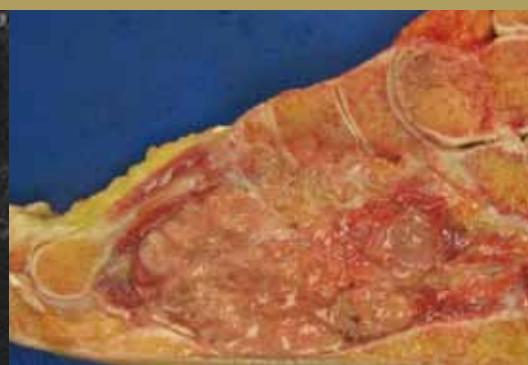
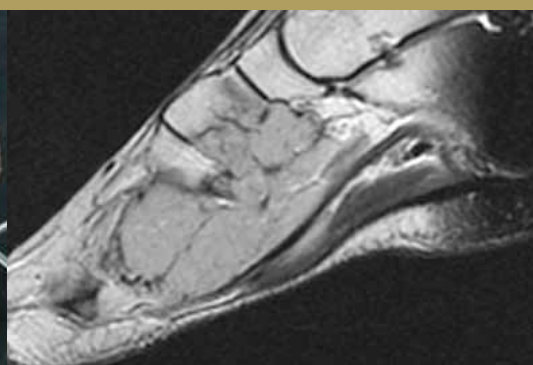
Neuroradiology Musculoskeletal Pediatric

The renowned, unique training course for the pathophysiologic understanding of disease as the basis for radiologic interpretation

Register now and learn more at
airp.org and hkcr.org



Deadline for Early Bird Registration: 30 April 2016
Register Early and Save HK\$1,000!!



The Council (2015-2016)

PRESIDENT

Dr. C.K. Law
羅振基醫生

SENIOR VICE-PRESIDENT

Dr. Jennifer L.S. Khoo
邱麗珊醫生

VICE-PRESIDENT

Prof. Anne W.M. Lee
李詠梅醫生

WARDEN

Dr. H.S. Lam
林漢城醫生

HONORARY TREASURER

Dr. T.M. Chan
陳子敏醫生

HONORARY SECRETARY

Dr. Stephen C.W. Cheung
張志偉醫生

COUNCIL MEMBERS

Dr. Danny H.Y. Cho
曹慶恩醫生

Dr. Janice J.K. Ip
葉精勤醫生

Dr. Victor H.F. Lee
李浩勳醫生

Dr. C.Y. Lui
呂振英醫生

Dr. Hector T.G. Ma
馬天競醫生

Dr. W.T. Ngai
魏偉達醫生

Dr. W.L. Poon
潘偉麟醫生

Dr. K.H. Wong
黃錦洪醫生

Dr. Y.C. Wong
王耀忠醫生

HONORARY LEGAL ADVISOR

Mrs. Mabel M. Lui
呂馮美儀女士

HONORARY AUDITOR

Mr. Charles Chan
陳維端先生

FOUNDING PRESIDENT & IMMEDIATE PAST PRESIDENT

Dr. Lilian L.Y. Leong
梁馮令儀醫生

EXECUTIVE OFFICER

Ms. Karen Law
羅雅儀小姐

Editorial Board

Dr. LUI Chun Ying
Dr. CHO Hing Yan, Danny
Dr. HO Pui Ying, Patty
Dr. KHOO Lai San, Jennifer
Dr. LUK Yiu, Shiobhon
Dr. NGAI Wai Tat
Dr. SOONG Sung, Inda
Dr. WONG Cheuk Kei, Kathy

HONG KONG COLLEGE OF RADIOLOGISTS

Address: Rm 909, 9/F, Hong Kong Academy of Medicine Jockey Club Building,
99 Wong Chuk Hang Road, Aberdeen, Hong Kong

Tel.: (852) 2871 8788 Fax.: (852) 2554 0739

E-mail: enquiries@hkcr.org Homepage: <http://www.hkcr.org>