



## INSIDE THIS ISSUE

- 01 President's Jotting
- 02 Message from Editor
- 03 Membership List of Committees and Subcommittees 2010-2011
- 05 College Examinations Successful Candidates
- 06 FRCR 2011 Examination Schedule
- 07 Do You Know?
- 10 Some Thoughts Shared by the Medalists 2010
- 11 HKCR 15A Travelling Fellowship 2010-CMR Training in the Royal Brompton Hospital, London
- 12 Digital Examination in the Joint Final Examination for the Fellowship in Clinical Radiology
- 14 Radiological Protection in Medicine, 2 October 2010
- 15 18<sup>th</sup> Annual Scientific Meeting of Hong Kong College of Radiologists, 30 - 31 October 2010
- 19 The Tenth Joint Ceremonies for the Admission of New Fellows of The Royal College of Radiologists & Hong Kong College of Radiologists The Eleventh Ho Hung Chiu Lecture & Dinner of the Colleges, 30 October 2010
- 23 - Press Release on Medical Expert Witness Training  
- Inauguration of Electronic Examination in Hong Kong, October 2010  
- HKCR Christmas Lunch, 18 December 2010
- 24 The International Diagnostic Course Davos (IDKD) in Hong Kong "Brain, Spine, Head and Neck Imaging", 7 - 10 May 2011
- 25 5<sup>th</sup> Congress of Asian Society of Cardiovascular Imaging (ASCI 2011), 17 - 19 June 2011, Hong Kong
- 26 Membership Status
- 27 Call for Application of HKCR Education and Research Fund
- 28 - Forthcoming Meetings in 2011  
- HKCR Council Meeting Dates in 2011

## EDITORIAL BOARD

LUI Chun Ying  
CHEUNG Shing Kee William  
CHOY Tim Shing  
FONG Chun Yan  
KHOO Lai San Jennifer  
LEUNG Hoi Leung  
LUK Yiu Shiobhon  
TSANG Tsz Kan  
WONG Yik

## PRESIDENT'S JOTTING

The exciting Golden Week in late October was full of happy experiences and fond memories. Among the very many educational and social functions, I remember well the outstanding 11<sup>th</sup> Ho Hung Chiu Lecture by Prof. Anne Osborn on "AIDS", and truly appreciate her charisma of keeping a large audience on a beautiful Sunday afternoon captivated by her keynote lecture on "STROKE".

We were glad that we sailed smoothly on our maiden voyage of electronic format for Joint Final Examination in Clinical Radiology. We started early this year with (1) Dr. Stephen Cheung observing the Part I Anatomy Examination in London in June, (2) the Council's exhaustive deliberations on the logistics and equipment, and (3) Dr. Y.C. Wong participating in the Autumn sitting of the Final FRCR Part B Examination in the RCR in early October to further fine-tune the local settings. We are extremely grateful for the great generosity of and very kind cooperation from the Radiology Department of Queen Mary Hospital to vacate and convert a room for computer storage, training and examination. We are also most grateful to Dr. Simon Morley, the expert conductor of the electronic examination in London, for providing on-site guidance and assistance during the examination (please refer to p.23 for more photos). With the availability of such experience and expertise, the College is committed to provide electronic format for all other parts of the FRCR examination, including the coming Part I Anatomy Examination in March, 2011.

No doubt, the newly released "Health Care Reform - Second Stage." consultative document, entitled "My Health, My Choice", is the talk of the town since October this year. This Reform will be of special relevance to our College Fellows as well as a source of worry and challenge. The proposed Health Protection Scheme (HPS) would cover 4 main areas, namely,

1. Medical conditions requiring hospital admissions or ambulatory procedures;
2. Specialist out-patient consultations and investigations associated with the required admission or procedure;
3. Advanced diagnostic imaging procedures, like MRI, PET scan or CT scan for the required admission or procedure; and
4. Chemotherapy or radiotherapy for cancer

The latter 2 service items are almost exclusively provided by our College Fellows. Opportunities are open to us. In addition, pre-existing medical conditions are also covered in the Scheme, with an annual incremental scale attaining 100% reimbursement after 3 years. High risk groups are also accepted with capping of premium plus loading, and there will be a High Risk Pool re-insurance mechanism back-up by the Government. Cancer patients are obviously within this category and their applications would, therefore, never be rejected. For common cancers, despite achieving initial complete tumour control, there is always a definite risk of subsequent relapse, usually within a few years. Under this Scheme, partial or even full reimbursement for salvage treatment becomes possible. Better still, the elderly are also accepted within the 1st year of introduction of the Scheme, and one must remember, cancer is a disease of old age, in general. Therefore, a growth in the private sector is guaranteed: 9 - 30% in 10 years after implementation, as quoted in the consultative document.

On the downside, an exodus of the workforce at all levels of experience to the wealthier sector would become an inevitable consequence to our profession. On joining the private sector, the thirst for knowledge might not abate, the facilities may even be better accessible, but the training opportunities would certainly be less protected, and the clinical material may be less educational, as

the more complicated cases are usually, for various reasons including financial, referred to the large acute teaching HA hospitals. In addition, illnesses that entail high cost, advanced technology and multi-disciplinary professional team approach and training of health care professionals, would be two of the 4 targets in the public health system as promised by the Government in an earlier report ["Building a Healthy Tomorrow - Discussion Paper on the future Service Delivery Model for our Health Care System" (July 05)]. Hence, I would strongly advise new and young Fellows to stay in the public service for a longer possible period to further polish their skills and knowledge. That will benefit every one of us, our patients in particular.

On the house-keeping side, you may recall in my Jotting in Newsletter, Winter 2009, that I admired the wisdom and foresight of RCR in acquiring new premises for her headquarters. Now it's our turn as our College had just completed the purchase of a premise with 1,178 square feet at Sungib Industrial Centre in Wong Chuk Hang, which is located within walking distance from the College Chamber. Thanks for the far-sighted and expeditious action of Dr. Lilian Leong, with support from the whole Council.

You may also recall that our College is going to redecorate the HKCR Gallery at the Hong Kong Museum of Medical Sciences (HKMMS) in Caine Lane, Mid-Levels. A group led by Dr. C.M. Tong will start working, with a hope to complete the project by September 2011, at which time HKMMS will convene the Opening Ceremony for the Exhibitions. Innovative ideas and, better still, collectable items related to Radiology / Oncology from all Fellows are welcomed.

It is now less than 6 months before our College will co-organize the 5th Congress of Asian Society of Cardiovascular Imaging (ASCI 2011) with the Hong Kong College of Cardiology on 17-19 June 2011. Please mark the dates on your diary, otherwise the function would not be successful without your whole-hearted participation.

Lastly and at all times, my thanks go to all members of the Council, Committees and Subcommittees, and also our Secretariat. Without their support and sacrifice our College would really go into hibernation in these cold and wintry days.

May I wish you a very Merry X'mas, Happy New Year 2011 and Kung Hei Fat Choy for the year of Rabbit!

*Chun-Key Law*

December 2010

## *MESSAGE FROM THE EDITOR*

We're very happy to have new members joining the Editorial Board of the College Newsletter. I would like to welcome Dr. Cheung Shing Kee William, Dr. Fong Chun Yan Julian, Dr. Leung Hoi Leung and Dr. Luk Yiu Shiobhon and thank the outgoing members Dr. Chan Ka Fat John, Dr. Chau Kwok Kwan and Dr. Kei Shiu Kong Cicero for their contributions in the past years.

In the Do You Know section of this issue of Newsletter, we're introducing Members who have passed the Joint Final Examination for the Fellowship in October 2010. We hope that readers would know more about our young and successful radiologists. We will continue to bring you some more interesting topics in the Newsletter and hope you will join us as well. If you have any interesting idea please don't hesitate to email to us ([admin@hkcr.org](mailto:admin@hkcr.org) or [chunyinglui@hkcr.org](mailto:chunyinglui@hkcr.org))

Year 2011 is coming! I would like to extend my warmest thanks to the Newsletter Subcommittee members as well as Ms Karen Law, Ms Ada Lai and the College Secretariat for their contributions to the Newsletter. I wish all the Fellows and Members of HKCR and your family a great and happy new year!

*Dr. Chun Ying Lui*

December 2010

## ***MEMBERSHIP LIST OF COMMITTEES AND SUBCOMMITTEES 2010-2011***

### **I. Education Committee**

Dr. LAM Hon Shing	(Chairman)
Dr. WONG Yiu Chung Ivan	(Honorary Secretary)
Dr. CHEUNG Chi Wai Stephen	
Dr. CHEUNG Kin Yin	
Dr. CHEUNG Shing Kee William	
Dr. CHOI Ho Keung Peter	
Dr. Ann KING	
Dr. LAW Chun Key	
Dr. Lilian LEONG	
Dr. TONG Cheuk Man	
Dr. TUNG Yuk Stewart	
Dr. WONG Kam Hung	
Dr. LAI Kwok Chung	(Co-opted Member)
Dr. YUEN Ming Keung	(Co-opted Member)
Dr. YAU Tsz Kok	(Co-opted Member)

#### **(a) CME/CPD Sub-Committee**

Dr. CHEUNG Chi Wai Stephen	(Chairman)
Dr. AU Kwok Hung	
Dr. CHAN Chi Hum Susan	
Dr. CHAN Sze Wun Winnie	
Dr. CHAN Tze Mun	
Dr. CHEUNG Shing Kee William	
Dr. CHIU Sau Hin Sonny	
Dr. CHONG Sui Fan Anida	
Dr. LEE Raymand	
Dr. LEE Sing Fun Paul	
Dr. LIU King Yin Rico	
Dr. YAU Chun Chung	

#### **(b) Scientific Sub-Committee**

##### **Radiology & Nuclear Medicine**

Dr. KHOO Lai San Jennifer	(Chairman)
Dr. Gregory Ernest ANTONIO	
Dr. CHAN Hei Lun Helen	
Dr. CHENG Pui Wai	
Dr. CHU Chiu Wing Winnie	
Dr. KAN Yee Ling Elaine	
Dr. KHONG Pek Lan	
Dr. LAM Hon Shing	
Dr. LAU Shun	
Dr. NGAI Wai Tat	
Dr. POON Wai Lun	
Dr. SHU Shang Jen	
Dr. WONG Chi Ping	
Dr. WONG Ka Tak Jeffrey	

##### **Clinical Oncology**

Dr. POON Che Mun Patricia	(Honorary Secretary)
Dr. CHAN Tze Mun	
Dr. CHANG Tien Yee Amy	
Prof. KWONG Lai Wan Dora	
Dr. LEE Siu Hong	
Dr. LEUNG Kwong Chuen Angus	
Dr. SZE Chun Kin	
Dr. YEUNG Nga Yan	

#### **(c) Training Course Sub-Committees**

##### **Radiology**

Dr. WONG Yiu Chung Ivan	(Chairman)
Dr. KHOO Lai San Jennifer	(Honorary Secretary)
Dr. CHEUNG Yuk Ling James	
Dr. CHOI Pak Tat Frankie	
Dr. LO Kit Lin Kitty	
Dr. LUI Chun Ying	
Dr. WONG Ka Kin	
Dr. WONG Ka Tak	
Dr. MA Ka Fai Johnny	

##### **Clinical Oncology**

Dr. WONG Chi Sing	(Chairman)
Dr. AU Siu Kie	
Dr. CHENG Chi Kin Ashley	
Dr. CHEUNG Kin Yin	
Dr. HUI Pun	
Dr. KAM Koon Ming Michael	
Dr. LUK Mai Yee May	
Dr. NG Wai Tong	
Dr. SUEN Joy See Joyce	
Dr. Timothy YIP	

##### **Training and Examination Sub-Committee (Nuclear Medicine)**

Dr. CHEUNG Shing Kee William	(Chairman)
Dr. WONG Ka Nin	(Honorary Secretary)
Dr. AU YONG Ting Kun	
Dr. CHOI Pak Tat Frankie	
Dr. LEUNG Yim Lung Eric	
Dr. LOK Chiu Ming	
Mr. CHAN Chun Pong Cedric	
Ms. LEUNG Oi Yin Joyce	

#### **(d) Education & Research Fund Sub-Committee**

Dr. CHOI Ho Keung Peter	(Chairman)
Dr. CHAN Yu Leung	
Dr. CHEUNG Chi Wai Stephen	
Dr. CHUA Tsin Tien Daniel	
Ms. Ruby FUNG	

**(e) HKCR 15A Travelling Fellowship Sub-Committee**

Dr. LAW Chun Key (Chairman)  
 Dr. CHAN Yu Leung  
 Dr. CHOI Ho Keung Peter  
 Dr. HO Wai Yin  
 Dr. LAM Hon Shing

**(f) Subspecialty Board (Palliative Medicine)**

Dr. Rebecca YEUNG (Chairman)  
 Dr. WONG Ka Yan (Honorary Secretary)  
 Dr. LAM Hon Shing  
 Dr. LIU King Yin Rico  
 Dr. Yvonne YAU

**II. Membership Committee**

Dr. LAW Chun Key (Chairman)  
 Dr. CHEUNG Foon Yiu (Honorary Secretary)  
 Dr. CHAN Chi Sang James  
 Dr. CHOI Pak Tat Frankie  
 Dr. FUNG Po Yan Eliza  
 Prof. KWONG Lai Wan Dora  
 Dr. LAI Bing Man  
 Dr. TAN Chong Boon

**III. Finance Committee**

Dr. TONG Cheuk Man (Chairman)  
 Dr. CHEUNG Yuk Ling (Honorary Secretary)  
 Mr. Charles CHAN (Honorary Auditor)  
 Dr. LAW Chun Key  
 Dr. Lilian LEONG  
 Dr. LEE Sing Fun Paul

**IV. Constitution Sub-Committee**

Dr. CHAN Chi Sang James (Chairman)  
 Dr. CHAN Chi Hum Susan  
 Dr. CHAN Tze Mun  
 Dr. CHAU Ming Tak  
 Dr. CHEUNG Chi Wai Stephen

**V. House Sub-Committee**

Dr. KHOO Lai San Jennifer (Chairman)  
 Dr. POON Che Mun Patricia (Honorary Secretary)  
 Dr. Gregory Ernest ANTONIO  
 Dr. CHAN Tze Mun  
 Dr. KAN Yee Ling Elaine  
 Dr. KEI Shiu Kong  
 Dr. LAW Chun Key  
 Dr. LI On Chee Angela  
 Dr. LO Shing Wai Sherwin  
 Dr. TSANG Tsz Kan

**VI. JHKCR Editorial Board**

Dr. NGAN Kai Cheong Roger (Editor-in-Chief)  
 Dr. CHU Chiu Wing Winnie (Deputy Editor-in-Chief)

Dr. AU YONG Ting Kun  
 Dr. CHAN Yu Leung  
 Dr. CHEUNG Chi Wai Stephen  
 Dr. CHOW Sin Ming  
 Dr. CHUA Tsin Tien Daniel  
 Dr. KHONG Pek Lan  
 Dr. YU Kwok Hung  
 Dr. YUEN Ming Keung

**VII. Homepage Sub-Committee**

Dr. CHAN Tze Mun (Chairman)  
 Dr. CHENG Chi Kin Ashley  
 Dr. Gregory Ernest ANTONIO  
 Dr. LAU Shun Samuel  
 Dr. LO Shing Wai Sherwin  
 Dr. POON Wai Lun  
 Dr. WONG Yiu Chung

**VIII. Newsletter Sub-Committee**

Dr. LUI Chun Ying (Chairman)  
 Dr. CHEUNG Shing Kee William  
 Dr. CHOY Tim Shing  
 Dr. FONG Chun Yan  
 Dr. KHOO Lai San Jennifer  
 Dr. LEUNG Hoi Leung  
 Dr. LUK Yiu Shiobhon  
 Dr. TSANG Tsz Kan  
 Dr. WONG Yik

## COLLEGE EXAMINATIONS SUCCESSFUL CANDIDATES

### Joint Final Examinations for Fellowship – October 2010

#### Clinical Radiology

Date : 26-28 October 2010  
 Venue : 3/F, Block K, Department of Radiology, Queen Mary Hospital

**Examiners** : Dr. Joanna Fairhurst (Senior Examiner), Dr. David Richardson (Examiner), Dr. Khoo Lai San Jennifer (Examiner), Dr. Lam Wai Man Wendy (Examiner), Dr. Loke Kwok Loon Tony (Examiner), Dr. Shu Shang Jen Jack (Examiner), Dr. Wong Yiu Chung Ivan (Observer)

#### SUCCESSFUL CANDIDATES

ABRIGO Jill Morales (University of the Philippines - Philippine General Hospital, Philippines), AL-QAYSI Adil Hammoodi Mousa (Dar Al-Shifaa Hospital, United Arab Emirates), ALTAMIMI Ammad Shanoon Marzooq (Sultan Qaboos University Hospital, Singapore), AU YEUNG Andrea Wai San (United Christian Hospital), CHAN Wan Chi (Tuen Mun Hospital), CHEUK Yuen Yi (Kwong Wah Hospital), CHOONG Chih Ching (National Cancer Centre, Singapore), CHU Chi Yeung (Pamela Youde Nethersole Eastern Hospital), IP Jing Kun Janice (Queen Mary Hospital), LAM Sing Chi (Princess Margaret Hospital), LAU Kevin Chung Hang (Kwong Wah Hospital), LIM Mei Yeen Hollie (Tan Tock Seng Hospital, Singapore), SIN Nga Yee (Princess Margaret Hospital), SINN Hoi Yan Lorraine (Queen Mary Hospital), SIU Kwong Lok (Princess Margaret Hospital), TAN Tien Jin (Singapore General Hospital, Singapore), TANG Yip Kan Kendrick (Pamela Youde Nethersole Eastern Hospital), TSANG Pui Ki (Tuen Mun Hospital), WONG Hing Ngai (Queen Elizabeth Hospital), WONG Ka Man Lily (United Christian Hospital), WOO Yip Hin (United Christian Hospital), YEUNG Tse Hang Jessie (Princess Margaret Hospital)

#### Clinical Oncology

Date : 27-28 October 2010  
 Venue : 4/F, Block R, Department of Clinical Oncology, Queen Elizabeth Hospital

**Examiners** : Dr. Colin Trask (Senior Examiner), Dr. Tan Li Tee (Examiner), Dr. Au Siu Kie (Examiner), Prof. Kwong Lai Wan Dora (Examiner), Dr. Yu Kwok Hung (Examiner), Dr. Cheng Chi Kin Ashley (Observer)

#### SUCCESSFUL CANDIDATES

CHIANG Chi Leung (Tuen Mun Hospital), HO Pui Ying Patty (Queen Mary Hospital), LAM Ka On (Tuen Mun Hospital), LEE Kin Chung (Pamela Youde Nethersole Eastern Hospital), MOK Siu Ting (Pamela Youde Nethersole Eastern Hospital), SHUM Chui Yu (Pamela Youde Nethersole Eastern Hospital)

### Final Examination for the Fellowship (Nuclear Medicine) – October 2010

Date : 20 & 26 October 2010  
 Venue : 3/F, Cancer Centre, Nuclear Medicine Unit, Queen Mary Hospital & KLG, Department of Nuclear Medicine, Queen Elizabeth Hospital

**Examiners** : Prof. Ajit Kumar Padhy (External Examiner), Dr. Tong Cheuk Man (Examiner), Dr. Leung Yim Lung (Examiner), Dr. Lok Chiu Ming (Examiner), Dr. Cheng Kam Chau (Observer)

#### SUCCESSFUL CANDIDATES

MA Wai Han (Queen Mary Hospital), WONG Yuet Hung (Pamela Youde Nethersole Eastern Hospital)



## **FRCR 2011 EXAMINATION SCHEDULE**

### ***The Royal College of Radiologists – Examination Calendar 2011***

#### **Spring 2011**

Wednesday, 23 February 2011	Final FRCR (Part A) in Clinical Oncology
Monday, 7 March 2011	First FRCR in Clinical Oncology (Cancer Biology & Radiobiology / Clinical Pharmacology)
Tuesday, 8 March 2011	First FRCR in Clinical Oncology (Medical Statistics / Physics)
Monday, 14 March 2011	First FRCR in Clinical Radiology (Physics)
Tuesday, 15 March 2011	First FRCR in Clinical Radiology (Anatomy)
Wednesday, 16 March 2011	First FRCR in Clinical Radiology (Anatomy)
Monday, 21 March 2011	Final FRCR (Part A) in Clinical Radiology (Cardiovascular / Musculoskeletal)
Tuesday, 22 March 2011	Final FRCR (Part A) in Clinical Radiology (Gastro-intestinal / Genito-urinary)
Wednesday, 23 March 2011	Final FRCR (Part A) in Clinical Radiology (Paediatrics / Neuroradiology)
Monday - Friday, 28 March - 1 April 2011	Final FRCR (Part B) in Clinical Radiology
Saturday & Monday - Thursday, 2 & 4 - 7 April 2011	Final FRCR (Part B) in Clinical Oncology

#### **Summer 2011**

Monday, 6 June 2011	First FRCR in Clinical Radiology (Physics)
Tuesday, 7 June 2011	First FRCR in Clinical Radiology (Anatomy)
Wednesday, 8 June 2011	First FRCR in Clinical Radiology (Anatomy)

#### **Autumn 2011**

Monday, 5 September 2011	First FRCR in Clinical Oncology (Cancer Biology & Radiobiology / Clinical Pharmacology)
Tuesday, 6 September 2011	First FRCR in Clinical Oncology (Medical Statistics / Physics)
Wednesday, 7 September 2011	Final FRCR (Part A) in Clinical Oncology
Monday, 12 September 2011	First FRCR in Clinical Radiology (Physics)
Tuesday, 13 September 2011	First FRCR in Clinical Radiology (Anatomy)
Wednesday, 14 September 2011	First FRCR in Clinical Radiology (Anatomy)
Monday, 19 September 2011	Final FRCR (Part A) in Clinical Radiology (Cardiovascular / Musculoskeletal)
Tuesday, 20 September 2011	Final FRCR (Part A) in Clinical Radiology (Gastro-intestinal / Genito-urinary)
Wednesday, 21 September 2011	Final FRCR (Part A) in Clinical Radiology (Paediatrics / Neuroradiology)
Monday - Friday, 3 - 7 October 2011	Final FRCR (Part B) in Clinical Radiology
Saturday & Monday - Thursday, 15 & 17 - 20 October 2011	Final FRCR (Part B) in Clinical Oncology

## DO YOU KNOW?

### Do you know our new FRCR Fellows?

We are immensely gratified for having passed our Joint Final Fellowship Examinations and becoming the Fellows of The Royal College of Radiologists. All of which would not have been possible without the help of our seniors. We are indebted to our College for all the additional efforts due to a change in the format of the radiology examination this year and the oncology examination next year. It has been a long, tedious and memorable experience and we are grateful for all the teachings we've received. Thank you.

Class of 2010

### Clinical Oncology Fellows



#### CHIANG Chi Leung, Tuen Mun Hospital

"I would like to express my heartfelt gratitude for the College's commitment and effort to organize such a top-notch specialist training program. Special thanks should also go to our Unit for offering an excellent environment to train me as a holistic oncologist, and always reminding me of the noble mission of a doctor."

#### HO Pui Ying Patty, Queen Mary Hospital

"I knew. Passing Part 2 exam is hard. It is harsh. It is stressful. It requires diligence. It requires strong mental power. Passing it was a great relief. But it didn't hit until colleagues and seniors surrounded me in ASM and pampered me with their congratulations. I truly felt the honour then. It was a dream came true. Thank you all those who have supported and walked down this path with me. This honour belongs to you all."



#### LAM Ka On, Tuen Mun Hospital

"I would like to thank Hong Kong College of Radiologists for laying down the foundation of high quality training and my seniors for training me not only as a candidate but also as a holistic oncologist."

#### LEE Kin Chung, Pamela Youde Nethersole Eastern Hospital

"It is a great pleasure to have passed the FRCR part II examination. Big thanks to all my seniors and colleagues at PYNEH for their support throughout the years."



#### MOK Siu Ting Florence, Pamela Youde Nethersole Eastern Hospital

"I would like to thank God for making me a better person, and for letting me to feel the loving support from my seniors, my colleagues and my family, throughout these four years of training in oncology."

#### SHUM Chui Yu Tracy, Pamela Youde Nethersole Eastern Hospital

"Getting through this exam has been a major milestone in my career. I would like to express my gratitude to my dear colleagues for their expert guidance and extra tutorship outside their normal clinical duties. I also appreciate deeply all the unconditional support of my family and friends."



## Radiology Fellows



**AU YEUNG Wai San Andrea, United Christian Hospital**

"My deepest gratitude to my colleagues, friends and family for their support all along. This would not have been possible without them!"



**CHAN Wan Chi Gigi, Tuen Mun Hospital**

"I would like to take this valuable opportunity to thank my seniors, colleagues, family and friends for their guidance and support."



**CHEUK Yuen Yi Steven, Kwong Wah Hospital**

"My wholehearted gratitude to the seniors who spent tremendous amount of time to share their knowledge and experience with us."



**CHU Chi Yeung, Pamela Youde Nethersole Eastern Hospital**

"I would like to say thank you to all my colleagues, my friends and my family for their support all along."



**IP Jing Kun Janice, Queen Mary Hospital**

"This is just a small note to express my heartfelt thanks to all who have given me their invaluable help and guidance. Their encouragement and support are very much appreciated. Thank you all from the bottom of my heart."



**LAM Sing Chi Vincent, Princess Margaret Hospital**

"I would like to express my gratitude to my family, colleagues and friends. Your support and prayers give me strength to strike for the best."



**LAU Chung Hang Kevin, Kwong Wah Hospital**

"My heartfelt thanks to my family, friends and colleagues for their support and for being more than tolerant of my insufficiencies."



**SIN Nga Yee Francesca, Princess Margaret Hospital**

"I would like to take this chance to thank my colleagues for their precious time and effort, and my family and friends for their unlimited support. It would not be possible for my achievement today without them."





**SINN Hoi Yan Lorraine, Queen Mary Hospital**

"A simple note can barely express my deepest gratitude to my family, seniors and colleagues for their enormous support, assistance and patience throughout my years of training, and providing me the best nurturing environment to become a mature and independent radiologist. Thanks a lot!"



**SIU Kwong Lok, Princess Margret Hospital**

"Thanks to my family and senior colleagues for their supports."



**TANG Yip Kan Kendrick, Pamela Youde Nethersole Eastern Hospital**

"I would like to say thank you to my colleagues, family and friends for their guidance and support."



**TSANG Pui Ki Jane, Tuen Mun Hospital**

"I would like to thank our senior colleagues for the precious time and effort they spent in teaching and guiding us. I am also grateful for the support from my family and friends."



**WONG Hing Ngai Teresa, Queen Elizabeth Hospital**

"I would like to take this opportunity to express my sincere appreciation to my colleagues, friends, tutors and family. Their support helped me go through all the tough moments. I am truly grateful for their help and teaching."



**WONG Ka Man Lily, United Christian Hospital**

"I want to thank all those who had helped me through the exam. I've learnt a lot from the local tutorials and overseas courses. I am grateful to have so many friends and colleagues, who accompanied and supported me in all ways possible. Deeply touched by all the words of encouragement and phone calls. I couldn't have done it without you all."



**WOO Yip Hin, United Christian Hospital**

"Thank you all my colleagues, tutors and seniors, for their valuable teachings, and their kind support during my examination preparation!"



**YEUNG Tse Hang Jessie, Princess Margaret Hospital**

"I would like to thank our senior colleagues for giving us guidance, support, high-quality teaching and sharing with us their excellent film collections. I am also grateful for all the help I got from my family and friends during the time of need."

## Some Thoughts Shared by the Medalists 2010



Words cannot express my feeling but I just can't miss this opportunity to thank those who have made me a successful candidate in the Fellowship exam and a better oncologist.

First and foremost, I would like to thank Hong Kong College of Radiologists for paving a better and better way for every Clinical Oncology trainee

with structured FRCR training courses and enlightening commissioned training.

It has been more than four years time since I joined the Department of Clinical Oncology, Tuen Mun Hospital. I love everyone in the Department. Throughout the years, they have taught me and demonstrated me what a good oncologist is. With a strong culture of holistic patient care, there I definitely learn things more than I need for my exam.

I would also like to take this chance to thank the Department of Clinical Oncology, Queen Elizabeth Hospital and the Department of Radiology, Tuen Mun Hospital for granting me the opportunities to learn from them. They are some of the finest teachers that I have ever encountered and the knowledge I gained would be beneficial life-long.

I am indebted to my wife and my family for spending more time on books and work than with them. They accompany me through the ups and downs, silently and supportively.

Gratitude is the word that I would like to express myself: to my wife, to my family, to my colleagues and to Hong Kong College of Radiologists. I will continue to dedicate myself to patient care and clinical researches.

To all those future Fellowship candidates, the preparation maybe a hard time to endure but success will be for those with love for patient, passion for work, enthusiasm for knowledge and determination for the best!

*Dr. LAM Ka On*



I am extremely honoured and at the same time deeply humbled to be awarded the gold medal. The many months of preparation and hard work culminating in the celebration of success on the night of the Joint Ceremonies have certainly been an unforgettable experience for many of us.

It would have been impossible without the help of many people: my wonderful colleagues at United Christian Hospital who not only had to find time from their busy schedule to teach us, but also take up extra duties so we could be freed to attend courses; the tutors from within and outside of the "six centres", many of whom taught us on more than one occasions, often to the late hours of the evening; the College and secretariat who have been indispensable in every single way; and finally my family with their unfailing support and encouragement.

The FRCR 2B examination was certainly not an easy one. For many months it was perhaps the only goal in our mind. As I reflect on the events in the past year, from vivas to lectures, small group tutorials to large group teachings, attending courses locally and overseas, the eagerness to learn and undivided devotion shown by us all was unquestionable. I still recall what happened on that late July evening when the black rainstorm warning was hoisted. In spite of the torrential rain, every one of us attended and took part in the tutorial with enthusiasm almost forgetting that our socks and shoes were drenched.

It is indeed one of the many treasured moments I share with my fellow colleagues. As we embark on our next stage of training, I am certain this devotion to continual professional development together with the invaluable wisdom passed onto us will stand us in good stead when facing our challenges ahead.

*Dr. AU YEUNG Wai San Andrea*

## *HKCR 15A Travelling Fellowship 2010 – CMR Training in the Royal Brompton Hospital, London*

It was the last day of my attachment to the Cardiac Magnetic Resonance (CMR) Unit in the Royal Brompton Hospital on 30<sup>th</sup> September 2010, and I was in Heathrow International Airport Terminal 3 in that evening.

Check-in was smooth although it seemed like a busy day for the airport. Sitting in the crowded passenger's lounge, recalling what had happened in the two months I spent in London under the support of the HKCR 15A Travelling Fellowship 2010, I could not help but feel grateful to our College. I was truly thankful to the brilliant 'designers' of the Travelling Fellowship, as well as to my fellow colleagues in Kwong Wah Hospital for working extra hard in my absence.

The Royal Brompton Hospital CMR Unit is one of the world's most successful CMR centre with a cluster of four 1.5T scanners dedicated to the comprehensive mix of cardiac diseases. In addition to the Royal Brompton Hospital CMR Unit, there are several other busy CMR centres in London and each of them has a special referral pattern. The CMR community in London also has regular seminars and lectures for the newcomers. All in all, it has been a wonderful learning experience in London and I believe I have made very good use of this once-in-a-lifetime chance.

Of course I am also thankful to Prof. Raad Mohiaddin, who is a distinguished Radiologist and one of the well-known Radiologists in the subspecialty of cardiac imaging. He helped to arrange my visit to The Royal Brompton Hospital CMR Unit and taught me a great deal in his reporting sessions. I also had the chance to see the varied practices in other CMR centres, including the Heart Hospital, The Great Ormond Street Hospital and the London Chest Hospital.

I was shown a great variety of cardiac diseases and their assessment by CMR, ranging from cardiomyopathies, congenital heart diseases, ischemic heart diseases, valvular heart diseases, pericardial diseases and aortic diseases, etc. In one of the centres, they even taught me to operate the scanner and carry out different protocols. In addition, I had also earned invaluable friendship with other Radiologists and Cardiologists who were interested in CMR.

Towards the end of my training in London, on 24<sup>th</sup> September, I had the honor to visit the Royal College of Radiologists Building. It was drizzling outside 38 Portland Place but I received a warm welcome from the recently elected Warden of the Fellowship and Warden of the Faculty of Clinical Radiology – Dr. Richard Fowler.

The Portland Place building was a truly historical building built more than 230 years ago. The exquisite interior was very well restored and the classical staircase was simply fantastic. It was a special moment to be there as the Royal College of Radiologists would be relocated to the new building at 63 Lincoln's Inn Fields after the completion of the refurbishment works.



Visiting the Royal College of Radiologists as an Ambassador of Hong Kong College of Radiologists, I had an insightful meeting with Dr. Fowler in his cozy office on the top floor. We briefly discussed the rapid development in cardiac imaging in the recent few years. We agreed that Radiologists had a lot to contribute and should be prepared to take up cardiac imaging to benefit more patients. Dr. Fowler was also very supportive for Hong Kong College of Radiologists to continue the 15A Travelling Fellowship.

My two months in London have already finished but the memories are still vivid. There were early morning clinical meetings, evening reporting sessions, Tube strikes, expensive groceries and surging British pounds. There were also new knowledge, new friends, lazy Sundays in the parks and last-minute theatre tickets. What a memorable two-month training it has been! The next goal is to apply the new knowledge to clinical use.

***Dr. Sonny Chiu***

Department of Radiology, Kwong Wah Hospital

*Dr. Sonny Chiu and Dr. Richard Fowler, Warden of the Fellowship and Warden of the Faculty of Clinical Radiology in front of The Portland Place, the location of the Royal College of Radiologists before relocating to new building at 63 Lincoln's Inn Fields, London*



## *Digital Examination in the Joint Final Examination for the Fellowship in Clinical Radiology*

The journey of transition to electronic format for the Joint Final Examination in Clinical Radiology turned to full gear in summer this year. Our College has put in tremendous efforts to ensure the debut smooth and successful. Various initial preparation processes such as installation of hardware, configuration of software and conduction of training sessions in the Part IIB Preparation Course were successfully accomplished by the end of August, thanks to Dr. Stephen Cheung, Dr. Samuel Lau, Dr. K.K. Lai and the most efficient College Secretariat for their dedication. With the examination getting imminent, the focus gradually shifted to the practical details in real examination and the necessary considerations for fine-tuning each step. To acquire experience in this end, I represented the College to visit the RCR as observer for the Final FRCR Examination held on 4<sup>th</sup> - 8<sup>th</sup> October, 2010.

Over the past years, the number of candidates sitting for the Final FRCR Examination has kept on increasing. In this autumn sitting, the figure reached a staggering 320, of which about 120 candidates were overseas. Altogether there were 6 reporting and rapid reporting sessions and 4 days of viva sessions, the former being conducted in the Royal National Hotel and the latter in the Royal College Building. By and large the conduction of reporting and rapid-reporting sessions was impressively smooth. The format of electronic written sessions in the Final FRCR Examination was the same as that of the Part I FRCR Examination, already outlined in detail by Dr. Stephen Cheung in the last issue of newsletter. The major difference was that more

instruction would be given to the candidates prior to the examination, as multiple image series were included in the Final Fellowship Examination and the candidates needed to swap their log-ins from the reporting to rapid reporting sessions. Despite given with very clear instruction, under the stress of examination many candidates still failed to work smoothly with the computers and asked for assistance. Their problems were solved in no time by the IT team of the examination but they underscored the importance that in face of the electronic era, candidates of examination would better make appropriate preparation on their own. Getting familiarized with the computer system is the very least that one should consider. Along this line of thinking, our College has strived to arrange more opportunities for hands-on practice for potential candidates prior to the upcoming examination.



*Venue for reporting and rapid-reporting session*

On the other hand, some situations in life are just beyond the realm of preparation. In one of the reporting sessions, a whole row of computers was found not functioning properly. The involved candidates had to shift their seats to use spare computers, which were adequately arranged by the RCR. It was found subsequently that the mishap was related to some temporary electric insufficiency. Albeit interrupting the involved candidates, who were compensated with three extra minutes for the session, the event did not bring detrimental effect on the overall conduction of the examination. Nonetheless, it reflected on me two important things. First, handling promptly by an efficient on-site IT team was the key of overcoming incidents of this sort. As Dr. Simon Morley, the IT expert of RCR, had kindly accepted our invitation to come to Hong Kong to give on-site guidance and share his valuable experience with the local team, we might rest assured that the IT support for the October examination in Hong Kong would be guaranteed. The second point was that sufficient number of spare computers is necessary, basically to prepare for the foul in fair weather. The issue has been deliberated in council meeting of the College and appropriate actions are being taken.

Besides good IT support team, another important factor for the smooth conduction of the UK examination was the enviable floor area of the Royal National Hotel for examination purpose. The main hall was roomy enough to house more than 70 computers for the candidates, each being well separated spatially, and a front stage which could easily accommodate the invigilators, IT team and monitoring computers. There were separate rooms for segregating different batches of candidates and for marking by examiners. Needless to say, we have to be more space-conscious in Hong Kong. The challenge to design the examination venue to meet the necessary requirements is unimaginably huge. The College has embarked on the planning even before I went to London, thanks to Dr. Lilian Leong who has kindly taken up this difficult task.

Other than the reporting sessions, I also participated in the viva sessions as observer. The format of viva examination remained unchanged at the moment, but it was noticeable that a wider range of examination materials covering more new modalities especially MRI had been recruited. Among the many things that I learned after shuffling around the 15 examination panels for a few days, perhaps the most essential one was the overall idea that being a good and fair examiner was a tiring but serious undertaking. The UK examiners engaged in the viva examination for 3 to 4 days, each lasted from early morning to evening and finished with daily post-examination round. I was indeed very impressed that the examiners could keep a high level concentration till the end of their duties. They were all very willing to share their experience with me, ranging from the examination skills to choosing the appropriate examination materials, time-management, eliciting the knowledge and deficiency of candidates, as well as assessing their overall competence. I have to sincerely thank them for all these and also for their warm hospitality including the very nice dinner-treats. My heartfelt gratitude would also be given to Dr. Liam McKnight, Miss Laura McGarry (Examinations Manager of RCR) and Mrs. Sharon Dinsdale (Administrator of RCR) for their very kind assistance during my stay in London.

*Dr. Ivan Y C Wong*

Council Member  
Hong Kong College of Radiologists  
October 2010



*Tasting indian cuisine with UK examiners*



## *Radiological Protection in Medicine*

### *Scientific Seminar organised by Hong Kong College of Radiologists & The University of Hong Kong (Department of Diagnostic Radiology) in conjunction with International Commission on Radiological Protection (ICRP)*

*Saturday, 2 October 2010*

The International Commission on Radiological Protection (ICRP) is an independent, international organisation with more than two hundred volunteer members from approximately thirty countries across six continents. These members represent the leading scientists and policy makers in the field of radiological protection. Since 1928, ICRP has developed, maintained, and elaborated the International System of Radiological Protection used world-wide as the common basis for radiological protection standards, legislation, guidelines, programmes, and practice.

ICRP Committee 3 meets on an annual basis to write and discuss recommendations of radiological protection, and this year they chose Hong Kong to be the meeting venue. While they are here, they have conducted a half-day seminar on "Radiation Protection in Medicine", which is jointly organized with Hong Kong College of Radiologists (HKCR) and HKU Department of Diagnostic Radiology.

This meaningful event was held on 2<sup>nd</sup> October 2010, at Hong Kong Academy of Medicine Jockey Club Building. The seminar brought together radiologists and allied health professionals, and provided an education opportunity for the exchange of professional knowledge and experience in this very important field of our profession.

Renowned speakers from members of ICRP Committee 3 included Prof. Eliseo VANO, Prof. Madan M. REHANI, Prof. Sören MATTSSON, Prof. Hans RINGERTZ, Prof. Pek-Lan KHONG, Prof. Pedro ORTIZ LÓPEZ, Prof. Jean Marc COSSETT, Prof. Donald L. MILLER and Prof. Eliseo VANO.

Special thanks goes to Hong Kong Association of Medical Physics, Hong Kong Society of Clinical Oncology, Hong Kong Society of Interventional Radiology, Hong Kong Society of Nuclear Medicine and The Hong Kong Society of Diagnostic Radiologists for their sponsorship of the event.



*Dr. Lilian Leong presented souvenir to Prof. Eliseo VANO  
(Chair of ICRP Committee 3)*

*(From left to right): Prof. YUE Baorong, Prof. Lawrence T. DAUER,  
Dr. Mario BAEZA, Prof. Pedro ORTIZ LÓPEZ, Dr. Maria del  
Rosario PEREZ, Prof. Katrine AAHLSTROEM RIKLUND,  
Dr. Madan REHANI, Prof. Donald L. MILLER, Prof. John  
HOPEWELL, Prof. Eliseo VANO, Prof. Hans RINGERTZ, Dr.  
Jennifer KHOO, Prof. Soren MATTSSON, Prof. KHONG Pek  
Lan, Prof. Jean Marc COSSETT*



*Dr. Lilian Leong presented souvenir to distinguished speakers in the Seminar*

## 18<sup>th</sup> Annual Scientific Meeting of Hong Kong College of Radiologists Saturday & Sunday, 30 - 31 October 2010

The 18<sup>th</sup> Annual Scientific Meeting of Hong Kong College of Radiologists was held successfully at the Hong Kong Academy of Medicine Jockey Club Building on 30<sup>th</sup> and 31<sup>st</sup> October 2010.

This 2-day Annual Scientific Meeting brought together renowned overseas and local speakers to share their experiences on various exciting topics, including neuroradiology and neurointervention, chest radiology, thoracic oncology and nuclear medicine.

More than 640 participants registered for the event. A total of 89 abstract submissions were received, of which 71 were accepted: 31 as oral presentations and 40 as posters. Various prizes were awarded to those with outstanding performance in the oral and poster presentations.



With a view to encourage more regional radiologists to attend the Annual Scientific Meeting, the Education and Research Fund of our College sponsored 1 young radiologist, Dr. Nor Azam Mahmud from Malaysia and 1 young radiologist, Dr. Feng Mei from Mainland China to attend the meeting.



*Dr. C.K. Law & Dr. Feng Mei, Department of Radiooncology,  
Sichuan Cancer Hospital, China*



*From left to right : Dr. J. Khoo, Dr. Nor Azam Mahmud, Department of Radiology,  
School of Medical Science, Malaysia & Dr. C.K. Law*



*AV team*

Our College would like to express our gratitude to the members of the Scientific and House Subcommittees for organizing this event, our colleagues who have helped us as chairpersons, abstract reviewers, judges and adjudicators for the various awards, our sponsors for their enthusiastic support, the AV team, our secretaries, college secretariat, and other helpers, including our higher trainees in their support and co-ordination of the various activities.

## List of Awards

### The HKSDR Trust Fund Award for the Best Oral Presentation in Radiology

Dr. LEUNG On Cheung

Department of Diagnostic Radiology, Tuen Mun Hospital

*Percutaneous cementoplasty of osteolytic metastases induces immediate and long-lasting pain relief in oncological patients*

### The Hong Kong Society of Clinical Oncology Award for Best Paper in Clinical Oncology

Dr. POON Ming Chun

Department of Clinical Oncology, Prince of Wales Hospital

*Intensity modulated radiation therapy (IMRT) for prostate cancer: Toxicity and biochemical control in 183 Chinese patients from single institution in Hong Kong*

### The Hong Kong Society of Nuclear Medicine Award for Best Paper in Nuclear Medicine

Dr. KUNG Boom Ting

Nuclear Medicine Unit and PDY Clinical PET Centre, Queen Elizabeth Hospital

*Two-phase 18F-FDG PET scan cannot differentiate tuberculoma from malignant pulmonary nodules in patients presenting with solitary pulmonary nodules*

### The Young Presenter's Award

#### Radiology Stream (Donated by Dr. Lilian Leong)

Dr. TSANG Wai Kan

Department of Diagnostic Radiology, Tuen Mun Hospital

*Evaluation of mediastinal width and left mediastinal width on chest radiograph in predicting nontraumatic thoracic aortic dissection*

#### Clinical Oncology Stream (Donated by Dr. W.H. Lau)

Dr. TSE Yiu Cheong

Department of Oncology, Princess Margaret Hospital

*Retrospective study to review the results of chemoradiation after surgery for Chinese patients with adenocarcinoma of stomach*

#### Nuclear Medicine Stream (Donated by Hong Kong Society of Nuclear Medicine)

Dr. LEE Ka Lok

Department of Imaging and Interventional Radiology, Prince of Wales Hospital

*The usefulness of single 99mTc-DTPA renal allograft scintigraphy in the first week after transplantation*

### The HKSDR Trust Fund Award for the Best Radiology Poster

Dr. TONG Shin-Loong Cina

Department of Imaging and Interventional Radiology, Prince of Wales Hospital

*Safety of CT-guided percutaneous radiofrequency ablation (RFA) of adrenal tumours: A 5-year local experience*

### Best Poster Awards

1<sup>st</sup> runner-up:

Dr. HUANG Bingsheng

Department of Diagnostic Radiology, The University of Hong Kong

*Investigation of intratumoral heterogeneity in nasopharyngeal carcinoma: A distinct role of PET-CT from MRI*

Two 2nd runner-ups:

Dr. WAN Wing Suet

Department of Diagnostic Radiology, Tuen Mun Hospital

*Endovascular treatment paradigm of carotid blowout syndrome: Experience from a regional hospital*



Dr. LEE Ka Lok

Department of Imaging and Interventional Radiology, Prince of Wales Hospital

*CT - morphological change of aldosterone-producing adenoma after radiofrequency ablation*

### Best Original Paper of Journal of Hong Kong College of Radiologists

Dr. TONG Shin-Loong Cina

Department of Imaging and Interventional Radiology, Prince of Wales Hospital

*Safety of CT-guided percutaneous radiofrequency ablation (RFA) of adrenal tumours: A 5-year local experience*

### Best Original Article of Journal of Hong Kong College of Radiologists (Volume 12)

Dr. TJ Galloway

Department of Radiation Oncology, University of Florida College of Medicine, Gainesville, FL, United States

*Better Technology But Similar Outcomes: Lessons from the University of Florida Experience with Primary Radiotherapy for Early-stage Cervix Cancer*

### Best Case Report of Journal of Hong Kong College of Radiologists (Volume 12)

Dr. DD Rasalkar

Department of Imaging and Interventional Radiology, Faculty of Medicine, The Chinese University of Hong Kong, Prince of Wales Hospital

*Coats' Disease Mimicking Retinoblastoma in a Three-year-old Boy with Known Acute Lymphoid Leukaemia*

### Film Quiz Prize:

1. Dr. LAU Hin Yue, Tuen Mun Hospital
2. Dr. Vincent LAI, Tuen Mun Hospital
3. Dr. John SHUM, Pamela Youde Nethersole Eastern Hospital

### Film Quiz



### *Prize Presentation to the Winners of different Awards*



### *Poster Presentation*



### *Proffered Paper Presentation*





*The Tenth Joint Ceremonies for the Admission of New Fellows of  
The Royal College of Radiologists & Hong Kong College of Radiologists  
The Eleventh Ho Hung Chiu Lecture & Dinner of the Colleges  
Saturday, 30 October 2010*

On 30<sup>th</sup> October 2010, the evening started off with the Tenth Joint Ceremonies for the Admission of New Fellows of The Royal College of Radiologists & Hong Kong College of Radiologists at the Run Run Shaw Hall of HKAM Jockey Club Building.

Prof. Andy Adam, MB, BS (Hons), FRCP, FRCS, FRCR, FFRRCSI (Hon), FRANZCR (Hon), FMedSci was admitted to the Honorary Fellowship of Hong Kong College of Radiologists. Dr. Maria Y.Y. Law, DCR, HDCR, TDCR, BRS, M.Phil, Ph.D., was admitted to the Honorary Membership. Successful candidates at the October 2010 Joint Final Fellowship Examination and 2010 Exit Assessment of the HKCR were admitted as new Fellows.



Dr. Jane Barrett presented the Frank Doyle Medal to Dr. CHEUNG Ka Wai Alice of Tuen Mun Hospital for her exceptional performance at the Spring 2010 sitting of the First FRCR Examination in Clinical Oncology.

The Rohan Williams Medals were presented to Dr. WONG Kwok Chun of Kwong Wah Hospital and Dr. SZE Chun Kin of Pamela Youde Nethersole Eastern Hospital for their exceptional performance at the Autumn 2009 sitting of the Joint Final FRCR/FHKCR Examination in Clinical Radiology and Clinical Oncology respectively. Dr. Jane Barrett then announced the recipients of the Rohan Williams Medals for the Autumn 2010 sitting were Dr. AU YEUNG Wai San Andrea of United Christian Hospital and Dr. LAM Ka On of Tuen Mun Hospital in Clinical Radiology and Clinical Oncology respectively.

The FL Chan Medal was presented to Dr. CHAN Sze Wun Winnie of Queen Elizabeth Hospital for her outstanding performance during the Higher Training and in the January 2010 sitting of the Exit Assessment.

### *Four Medalists receiving their awards*



*From left to right : Dr. Alice Cheung, Dr. KC Wong, Dr. CK Sze & Dr. Winnie Chan*



This joyous occasion was attended by many distinguished guests. Radiology colleagues, families and friends came to this historical occasion to congratulate our newly admitted Fellows.

After the Joint Ceremonies, Professor Anne Osborn, delivered the Eleventh Ho Hung Chiu Lecture titled "The Two Faces of HIV/AIDS in the Central Nervous System: The Face You Know... And The Face You Don't."

The Dinner of the Colleges was then held at the Run Run Shaw Hall at the Academy Building. Successful candidates brought their friends and families along to share with them this memorable milestone in their professional careers.






## Happy Faces at the Joint Ceremonies for the Admission of New Fellows



## Platform Party and many honourable Guests



### *Exchange of Souvenirs between the RCR & HKCR*



### *College Dinner*



### *Performances*





## PRESS RELEASE ON MEDICAL EXPERT WITNESS TRAINING

*by The Hong Kong Medical Association & Medical Protection Society*

### Strengthening and expanding Hong Kong's pool of medical experts

Doctors and patients often have difficulty finding experts who would be willing to act as medical experts, and who truly understand their role is to be completely objective in medical negligence claims and Medical Council inquiries.




A training course for medical experts is being delivered on 18-19 September 2010, jointly presented by the Medical Protection Society (MPS) and the Hong Kong Medical Association (HKMA).

The purpose of the training course is to strengthen and expand the pool of medical experts that can be used by doctors, patients and the Medical Council of Hong Kong. This training will help experts understand their duty to the court and how to conduct themselves fairly and professionally, and will increase their ability to produce a quality, impartial expert report. This is good for patients and doctors, and necessary for the administration of justice as a whole.

The two-day training will cover:

- the role of a medical expert
- principles of medical negligence
- the litigation process in Hong Kong and MPS's claims handling ethos
- practical guidance on accepting instructions and writing an expert report
- what to expect when appearing in court, skills on giving evidence and a courtroom role play
- information on Medical Council inquiries, inquests and other situations
- an expert's perspective on problems and challenges.

## Inauguration of Electronic Examination in Hong Kong, October 2010



Back row (from left to right): Dr. Tony Loke, Dr. YC Wong, Dr. Jack Shu  
Front row (from left to right): Dr. Jennifer Khoo, Dr. Wendy Lam, Dr. David Richardson,  
Dr. Joanna Fairhurst



(From left to right): Dr. Stephen Cheung, Dr. Lilian Leong,  
Dr. Joanna Fairhurst, Dr. Simon Morley, Dr. David Richardson

## HKCR Christmas Lunch, Saturday, 18 December 2010

Back row (from left to right): Ms. Dorothy Ho, Miss Helen Shum, Miss Karen Law, Dr. YC Wong, Ms. Flora Ho, Ms. Monica Lam, Miss Shirley Lai, Dr. CY Lui, Dr. Jack Shu, Dr. CS Chan, Prof. Dona Kwong, Dr. Ngai Wai Tat  
Front row (from left to right): Dr. HS Lam, Dr. Stephen Cheung, Dr. Jennifer Khoo, Dr. CK Lau, Dr. Lilian Leong, Dr. Hector Ma





## *The International Diagnostic Course Davos (IDKD) in Hong Kong “Brain, Spine, Head and Neck Imaging”, Saturday to Tuesday, 7 - 10 May 2011*



We are delighted to announce the 1<sup>st</sup> IDKD to be held in Hong Kong on May 7<sup>th</sup> to 10<sup>th</sup> 2011. This is a case-based interactive educational course for radiologists that has been successfully held in Davos, Switzerland, for the past 42 years, with more than 1000 participants attending the course every year. The IDKD aims to update radiologists on the current and state-of-the-art technologies and methodologies in image interpretation in our fast developing specialties.

Hong Kong College of Radiologists (HKCR) is honoured to co-organize this event next year, together with The University of Hong Kong. The focus will be on “Brain, Spine, Head and Neck Imaging”.

This unique system orientated hands-on educational course will be conducted by an international renowned faculty of 7 teachers who will conduct 14 workshops over three-and-a-half days for participants to rotate through. In each workshop, participants will be given a brief introduction of the topic, followed by a series of instructional cases which will be analyzed in small groups and discussed with the teachers. Furthermore, there will be several highlight lectures conducted daily. This model of teaching has been highly successful in educating generations of radiologists since its inception in Davos in 1968.

The programme details and list of speakers are as follows:

### Workshops

- |  |   |
|--|---|
| 1. Cerebral Neoplasms<br>Edmond A Knopp (USA)                                  | 8. Diseases of the Orbit and Visual Pathways<br>Kelly Koeller (USA)                     |
| 2. Degenerative and Metabolic Brain Disease<br>Mark A. Van Buchem (Netherland) | 9. Sella and Parasellar Region Diseases<br>Walter Kucharzyk (Canada)                    |
| 3. Demyelinating Diseases<br>Mark A. Van Buchem (Netherland)                   | 10. Diseases of the Temporal Bone<br>Jan W. Casselman (Belgium)                         |
| 4. Cerebral Infections<br>Kelly Koeller (USA)                                  | 11. Diseases of the Nose, Sinuses and Adjacent Spaces<br>Jan W. Casselman (Belgium)     |
| 5. Cerebrovascular Disease and Stroke<br>Walter Kucharzyk (Canada)             | 12. Mucosal and Extramucosal Space Disease of the Head and Neck<br>Laurie Loevner (USA) |
| 6. Imaging the Patient with Seizures<br>Edmond A Knopp (USA)                   | 13. Degenerative Disk Disease<br>Paul Parizel (Belgium)                                 |
| 7. Intracranial Emergencies<br>Paul M. Parizel (Belgium)                       | 14. Inflammatory and Demyelinating Disease of the Spine<br>Laurie Loevner (USA)         |

### Lectures

1. Educational Challenges in Asian Radiology - Dai Jian Ping (China)
2. Pediatric Neuroradiology - Pek Lan Khong (Hong Kong)
3. PET-CT in Head and Neck Oncology - Gustav von Schulthess (Switzerland)
4. Integrated Imaging, What makes Clinical Sense - Gustav von Schulthess (Switzerland)
5. Ultrasonic Imaging in Head and Neck Tumors - Anil Ahuja (Hong Kong)

We would like to acknowledge the generous support from The Commerce and Economic Development Bureau, The Government of the Hong Kong Special Administrative Region, our main sponsor, Guerbet, and other key sponsors, GE, Philips and Siemens, without which this event would not come to fruition.

There will be discounted rate for early bird registration on or before 15<sup>th</sup> February 2011. For more information and registration, please visit the website: [www.idkd.org](http://www.idkd.org)

We look forward to seeing you at the IDKD in Hong Kong!

**Prof. Khong Pek Lan**  
Member of Local Board, IDKD  
December 2010



## *5<sup>th</sup> Congress of Asian Society of Cardiovascular Imaging (ASCI 2011) Friday to Sunday, 17 – 19 June 2011, Hong Kong*

Asian Society of Cardiovascular Imaging (ASCI) was formed in 2006 by a group of keen specialists working in the field of cardiac and vascular imaging. Hong Kong has been active in the setting up of ASCI and its daily operation since then. The aim of ASCI is to advance the science and art of cardiovascular imaging through an educational non-profit organisation in Asia. The society website [www.asci-heart.org](http://www.asci-heart.org) disseminates news about international meeting in cardiac imaging, regular case of the month and archives of various lectures and presentations in past meetings. It is led by an Executive Committee with Prof. T.H. Lim from Korea being the Chairman. Hong Kong is also well represented in the Executive Committee with both radiologist and cardiologist involved.

The annual scientific meeting of ASCI had been held since 2006, being a major annual cardiovascular imaging congress in Asia. Previous host cities included Seoul, Singapore, Tokyo and Taipei. Many local physicians interested in cardiac imaging have attended these meetings and found them very informative. This is the first time that Hong Kong has the honour to host this important Congress.

After thorough discussion and planning, Hong Kong College of Radiologists (HKCR) will co-host the ASCI 2011 Annual Scientific Meeting with the Hong Kong College of Cardiology (HKCC) from 17th to 19th June 2011 at the Hong Kong Convention and Exhibition Centre. We are honored to have Dr. Lilian Leong, Founding President of HKCR and Dr. Chiang Chung Seung, President of the HKCC to be the Congress Presidents leading the local organizing committee. The Scientific Committee is co-chaired by Dr. Jack Shu and Dr. Patrick Ko. Upon their invitation, a very prominent team of international speakers will come to Hong Kong to share with us updates in cardiac imaging.

The comprehensive programme covers a wide spectrum of modalities including CT, MR, SPECT and echocardiography. There will be keynote lectures, satellite symposia, free paper presentations, dedicated hands-on workstation training, scientific exhibits and technical exhibition.

There would be joint sessions with Society of Cardiovascular Magnetic Resonance (SCMR) and Society of Cardiovascular Computed Tomography (SCCT). These would address very practical issues we are facing in day-to-day practice of cardiovascular imaging. Focused sessions for technologists and radiation dose reduction issues are also planned.

You are urged to visit the congress website at [www.asci2011.org](http://www.asci2011.org) for the most up-to-date information and to register early to enjoy the early bird rate. The deadline for early bird registration is 20<sup>th</sup> March 2011. Moreover, the abstract submission is now open and it would be a great chance to present your work to colleagues from Asia and beyond.



*Dr. Stephen Cheung*

Member of Executive Committee, ASCI



## *Membership Status*

**Our College has the following numbers of members as at 30 November 2010:**

Status	Number
Honorary Fellow	12
Honorary Member	4
Fellow	379
Member	144
Trainee Member	25
Associate Member	1
<b>Total</b>	<b>565</b>

**List of Associate Member admitted from 31 August till 30 November 2010:**

Admission date	Name
19 October 2010	CHU Shuk Yin Alison

**List of Members admitted from 31 August till 30 November 2010:**

Admission date	Name	Specialty	Training Center
31 August 2010	LAM Ka Cheong	DR	QMH
19 October 2010	SINN Hoi Yan Lorraine	DR	QMH
30 November 2010	CHAN Chi Hin	DR	KWH
30 November 2010	CHAN Wun Cheung Samuel	DR	TMH
30 November 2010	CHAN Yin Ho	DR	QEH
30 November 2010	CHENG Ka King	DR	KWH
30 November 2010	LO Lai Wan	DR	PMH
30 November 2010	NG Ming Yung	DR	QEH
30 November 2010	NUNG Chi Hang	DR	PWH
30 November 2010	SITT Ching Man Jacqueline	DR	PWH
30 November 2010	TSANG Hoi Ching Hailey	DR	QEH
30 November 2010	TSANG Kim Hung	DR	QEH
30 November 2010	WONG Sin Man	DR	PWH
30 November 2010	WONG Wai Yu	DR	TMH
30 November 2010	WONG Yue Kie Kevin	DR	QEH
30 November 2010	YU Wong Li	DR	PWH



### List of Trainee Members admitted from 31 August till 30 November 2010:

Admission date	Name	Specialty	Training Center
31 August 2010	CHAN Chi Hin	DR	KWH
31 August 2010	CHAN Dominic Chun Wan	CO	PMH
31 August 2010	CHAN Wun Cheung Samuel	DR	TMH
31 August 2010	LAI Wing Yu	CO	PMH
31 August 2010	LAM Yuk Ting	CO	PMH
31 August 2010	LEE Tang Fei	DR	PYNEH
31 August 2010	LEUNG Siu Ting	DR	PYNEH
31 August 2010	SZETO On Yee Michelle	CO	QEH
31 August 2010	TSANG Yin Ho Arnold	DR	KWH
14 September 2010	WONG Yue Kie Kevin	DR	QEH
19 October 2010	FONG Yeuk Ying Yoly	CO	PYNEH
19 October 2010	KWONG Yin Yee	DR	QMH
19 October 2010	LAM Alan Cheuk Si	DR	QMH
19 October 2010	LO Lai Wan	DR	PMH
30 November 2010	CHAN Chung Yan Grace	DR	TMH
30 November 2010	CHU Ping Yung	DR	TMH
30 November 2010	LAM Sun Yu	DR	TMH
30 November 2010	TO Victoria Yuen Kwun	DR	TMH

### *Call for Application of HKCR Education and Research Fund*

**HKCR Education and Research Fund is now open for application to support research projects, conference attendance and other activities between July 1 and December 31, 2011**

The objective of HKCR Education and Research Fund is to promote and assist career development, continuing education and research activities among members of Hong Kong College of Radiologists (HKCR) and international professional community.

Four Categories of Grants are available from the Fund:

- I. Education grant to assist HKCR members for overseas advanced training and international conventions.
- II. Education grant for Mainland China and overseas radiologists to participate in activities organized by HKCR.
- III. Conference grant to assist HKCR members in organizing educational activities.
- IV. Research grant to assist HKCR members to conduct pilot study in basic and clinical research

The completed application form should be submitted to the Secretariat Office to the attention of the Chairman of the Committee of HKCR Education and Research Fund. Enquiries on details of grants and application forms can be directed to the College Secretariat.

**Deadline for Application: April 15, 2011**

## The Council (2010-2011)

### President:

Dr. C.K. Law  
羅振基醫生

### Senior Vice-President:

Dr. Jennifer L.S. Khoo  
邱麗珊醫生

### Vice-President:

Dr. Anne W.M. Lee  
李詠梅醫生

### Warden:

Dr. H.S. Lam  
林漢城醫生

### Honorary Treasurer:

Dr. C.M. Tong  
唐卓敏醫生

### Honorary Secretary:

Dr. Stephen C.W. Cheung  
張志偉醫生

### Immediate Past President:

Dr. Lilian L.Y. Leong  
梁馮令儀醫生

### Council Members:

Dr. James C.S. Chan  
陳志生醫生  
Dr. T.M. Chan  
陳子敏醫生  
Prof. Dora L.W. Kwong  
鄺麗雲教授  
Dr. S. Lau  
柳洵醫生  
Dr. C.Y. Lui  
呂振英醫生  
Dr. Hector T.G. Ma  
馬天競醫生  
Dr. W.T. Ngai  
魏偉達醫生  
Dr. S.J. Shu  
許向捷醫生  
Dr. Y.C. Wong  
王耀忠醫生

### Honorary Legal Advisor:

Mrs. Mabel M. Lui  
呂馮美儀女士

### Honorary Auditor:

Mr. Charles Chan  
陳維端先生

## Forthcoming Overseas Meetings in 2011

Date	Event	Venue	Website
25 - 27 February 2011	7 <sup>th</sup> International Scientific Meeting of International Society of Ultrasound in Obstetrics and Gynecology (ISUOG)	Macau, China	www.isuogmacau2011.com
3 - 7 March 2011	2011 European Congress of Radiology	Vienna, Austria	www.myesr.org
26 - 31 March 2011	SIR Annual Scientific Meeting 2011	Chicago, United States	www.sirmeeting.org
8 - 10 April 2011	2011 Annual Scientific Meeting of College of Radiology, Academy of Medicine of Malaysia	Kuala Lumpur, Malaysia	www.radiologymalaysia.org
1 - 6 May 2011	ARRS Annual Meeting 2011	Chicago, United States	www.arrs.org
7 - 10 May 2011	1 <sup>st</sup> IDKD Intensive Course in Hong Kong Excellence in Teaching	Hong Kong, China	www.idkd.org
17 - 19 June 2011	5 <sup>th</sup> Congress of Asian Society of Cardiovascular Imaging (ASCI 2011)	Hong Kong, China	www.asci2011.org
8 - 10 September 2011	24 <sup>th</sup> Annual Meeting and Refresher Course of the European Society of Head and Neck Radiology (ESHNR 2011)	Brugge, Belgium	www.eshnr2011.be

## HKCR Council Meeting Dates in 2011

25 January 2011	26 July 2011
22 February 2011	30 August 2011
29 March 2011	16 September 2011
26 April 2011	18 October 2011
31 May 2011	29 November 2011
28 June 2011	20 December 2011