



HONG KONG COLLEGE OF RADIOLOGISTS NEWSLETTER



President's Jotting

Dr. Law Chun Key

Time flies really again since my last jotting and Hong Kong still remains heavily hit by COVID-19 in many aspects. Despite our high hope that vaccination might bring this pandemic to an end, we are still literally cut off from the outside world physically. Fortunately, with advanced telecommunication we continue to advance our knowledge and maintain our contacts. All these gradually become the new norm after more than 30 months of "adaptation" in our lifestyle. Our College stood up to the challenges and initiated a number of new activities over the past year with the committal effort of many devoted colleagues whom I am honored to work with.

To maintain the standard and practice of radiology in Hong Kong, our College had been working meticulously with The Royal College of Radiologists (RCR) in organising the Fellowship Examinations in Clinical Radiology and Clinical Oncology since the pandemic. A delegated team led by the Warden and Chairman of Examination Board, comprising of our Examination Board members, examiners, observers and secretarial staff has been working closely with the RCR Examination team via regular virtual meetings on the logistics and the technical requirements for online examinations. We had successfully organised the Joint Final Fellowship Examinations on time, though in a different format with all Examiners and candidates far separated in place and time zone. I would like to express my sincere gratitude to Hong Kong Sanatorium & Hospital Cancer Centre (Island East) for providing the venue, IT staff and

facilities, and to our Warden, Dr. YC Wong, and Chairman of Examination Board, Dr. Stephen Cheung, as well as all examiners, observers, invigilators and helpers who have contributed enormously.



Examiners, Observers and Invigilators of 2021 Joint Final Fellowship Examination in Clinical Oncology at HKSH Cancer Centre (Island East)



Examiners, Observers and Invigilators of 2021 Joint Final Fellowship Examination in Clinical Radiology with College Warden at HKAM Jockey Club Building

Following the Joint Final Examinations, we conducted the Joint Admission Ceremonies & the 3rd Lilian Leong Oration on 13th November 2021 in hybrid format, together with the 9th Joint Scientific Meeting of RCR &

Inside
this
issue...

9th JSM of
RCR & HKCR
and 29th ASM
of HKCR

21st Joint
Ceremonies for
Admission of
New Fellows

Living through
the COVID
Pandemic

HKCR cum 29th Annual Scientific Meeting of HKCR on 13th – 14th November 2021 virtually. We are grateful to the unwavering support from the RCR with the virtual presence of the Madam President of the RCR, Dr. Jeanette Dickson, to officiate the Joint Fellowship Admission Ceremonies again. My sincere appreciation also goes to Professor Peter Hoskin for delivering an inspiring Oration on “Brachytherapy, still the most conformal radiation therapy”.



A major milestone in Training is the implementation of the new Training Regulations and Guidelines for the 3 specialties, applicable to all trainees commencing their respective programmes in July 2022. Another important task of the College is to revise the CME/CPD Guidelines for the new CME/CPD cycle of 2023-2025, starting on 1 January 2023. We thank Dr. Stephen Cheung and his team for their hard work. But the greatest training event of all in the past one year was certainly the training centre accreditation exercise, performed every 5 years. After much effort at various levels of Subcommittees & Committees up to the Council, we are glad to achieve very fruitful results that would ensure a high level of standard in training the next generation of radiologists. To accomplish such a mammoth task, the College is very grateful to Dr. YC Wong (Radiology), Dr. KK Yuen (Clinical Oncology & Palliative Medicine) and Dr. WY Ho (Nuclear Medicine) as Convenors of the Accreditation Subcommittee for their respective specialty. We are also grateful to have the assistance of external assessors in these visits, and special thanks go to The College of Surgeons of Hong Kong with their continuous support for nomination of four surgical specialists for Radiology visits.

Subspecialty development has always been one of our College objectives to advance knowledge, skill and service standard. It is a long process and I am pleased to report that a working group convened by Dr. WL Poon and Dr. Danny Cho was set up to develop a new Subspecialty training programme in Interventional Radiology this year.

Despite difficult situations over the year, we managed to keep touch with organizations locally, in Mainland China

and throughout the world by sending representatives to participate in various virtual activities. On 14th August 2021, Drs. Lilian Leong, Benjamin Fang and WL Poon delivered talks on Development of Radiology in the Hong Kong Museum of Medical Sciences 25th Anniversary Medical Education Series. On 27th August 2021, I attended the 54th Malaysia-Singapore Congress of Medicine virtually and Dr. KH Wong gave a lecture on “Role of Cancer Registry in Cancer Surveillance” in the Congress. I represented the College in 71st Annual Scientific Meeting of Royal Australian and New Zealand College of Radiologists (RANZCR) on 16th – 19th September 2021. On 9th October 2021, Dr. Kevin Fung gave a talk on Medical Imaging for the Hong Kong Cancer Fund. Dr. Elaine Kan attended the 6th Asian Oceanian Radiology Forum 2021 at KCR 2021 and presented a lecture on “Intersociety relationship and radiology in the post-covid-19 era”. On 29th – 30th October 2021, Professor Anne Lee and I chaired a scientific session of 香港放射科醫學院專場 in the Annual Meeting for Union of Radiation Oncologists of Guangdong-Hongkong Macao Greater Bay Area, with Drs. KK Yuen, KO Lam and Adrian Chan as speakers from our College.

On 27th November 2021, I delivered a lecture on “The Contribution to Clinical Oncology Specialist Training in Mainland China by Hong Kong College of Radiologists” at the International Oncology Symposium on Advances in Radiation Oncology and the 5th Sanming Project Conference in Shenzhen. On 28th November 2021, Dr. KK Yuen, Dr. Adrian Chan and I represented our College to participate in the 深港醫學專科培訓中心臨床腫瘤科專科培訓師資培訓班 - 開班儀式. Both events are closely related to the upcoming Clinical Oncology Specialist Training Programme of the Shenzhen-Hong Kong Medical Specialist Training Center which will be kickstarted in August 2022. I also represented our College in the International Trends Session “Global Connectedness for Better Patient Care” Zoom Meeting during the RSNA Annual Meeting 2021 on 23rd November 2021. In December 2021, Dr. Danny Cho participated in AOSR Meeting for Inaugural AOSR President's / AOSR Member Panel Roundtable. Dr. KK Yuen represented our College joined the Healthcare Manpower Planning and Projection – Engagement Meeting with Medical Profession on Specialist Doctors' Manpower in December 2021. In January 2022, Drs. WL Poon, KK Yuen, YC Wong and I had a healthcare manpower projection for Specialists meeting with the

Senior Administrators of HKU. Dr. WL Poon attended the KSR-HKCR Business Meeting on behalf of the College on 10th January 2022, and two collaborative activities would be implemented soon - speaker exchange for both KSR and HKCR's annual scientific meetings, and poster exchange after acquiring consent from our College awardees.

Our College also supported a webinar "A Regional Outlook on the Global Crisis in Diagnostics - The Lancet Commission on Diagnostics" on 16th February 2022 and Dr. WL Poon was invited as a co-moderator for a session. Dr. Lilian Leong represented our College on the European Society of Radiology – extraordinary general assembly on 24th February 2022. On 1st March 2022, Drs. Lilian Leong, CK Law and Danny Cho representing our College attended the meeting with British Institute of Radiology - World Partner Network. Recently I represented our College in the 4th AMM-AMS-HKAM Tripartite Congress of Medicine and 55th SMCM, 22nd – 24th July 2022.



The biggest educational event of all since my last jotting would undoubtedly be the 15th Congress of Asian Society of Cardiovascular Imaging (ASCI 2022), jointly organized with the Hong Kong College of Cardiology. After 2 years of hard work and preparations, ASCI 2022 was successfully held on 24th – 26th June 2022

in a hybrid format which was the first ever ASCI Congress with both physical and virtual participation. The Congress was a huge success with nearly 800 registrants from 27 countries / regions. We are grateful for all helps from the Organising Committee members, volunteers, technical companies, supporting organisations, and many others who had contributed extensively. I also take this opportunity to congratulate Dr. Stephen Cheung regarding his new position as President-elect of ASCI next year.

On the lighter side our College was invited by the RCR to their annual drinks reception on 28th April 2022 and the annual dinner on 23rd June 2022 while we can't attend either function in person due to prevailing travel restrictions, we have sent greetings to the RCR on both

occasions, in greeting cards with all Council members holding champagne glasses and thumbs up to show our support for their annual drinks, and a video clip for their annual dinner.

The Hang Seng Investment Team and the Financial Committee under Dr. KO Lam have also been working hard to make sure our financial status is healthy despite the poor economic environment world-wide. We spare no efforts to further facilitate our members making payments simpler and faster. As such, in addition to PayPal, we have developed the Faster Payment System (FPS) platform for use in our College's activities like Annual Scientific Meeting 2022 and Annual Subscription from 2023.



Dinner with Honorary Legal Advisor and Hang Seng Investment Management Team on 13 December 2021

As we repeatedly emphasized, young Fellows are the treasure and future of our College. Many thanks go to the Executive Committee of Young Fellows Network, co-convened by Dr. Billy Lai and Dr. Edwin Wong. Dr. Billy Lai and Dr. Johnny Lau represented our College in the Young Fellows Chapter (YFC) of the Hong Kong Academy of Medicine in 2021-2022. Dr. Billy Lai from Department of Imaging and Interventional Radiology of Prince of Wales Hospital and Dr. SF Lee from Department of Clinical Oncology of Tuen Mun Hospital were nominated to be the Distinguished Young Fellows in 2021 awarded by Hong Kong Academy of Medicine.

Last but not the least, as always, I wish to thank all members of the Council, Committees and Subcommittees for your hard work and selfless devotion, and the unfailing and whole-hearted support of our Secretariat.

May all of you continue keep safe and stay healthy. May the relaxation in travel restrictions could bring us more physical contact with the outside world in the near future! 🍷

- 1 President's Jotting
- 3 Warden's Column
- 5 Message from the Editor
- 8 College Examinations Successful Candidates:
- Joint Final Examinations for Fellowship -
Autumn 2021
- 9 College Examinations Successful Candidates:
- First & Final Examinations for the Fellowship
in Nuclear Medicine, June 2021 - June 2022
- 10 College Examinations Successful Candidates:
- Exit Assessment - July 2021, January 2022
& July 2022
- 11 9th JSM of RCR & HKCR and 29th ASM of HKCR
(Virtual Meeting), 13th - 14th November 2021
- 12 List of Awards
- 13 The 21st Joint Ceremonies for Admission of
New Fellows of the RCR & HKCR
- 14 Donation
- 17 British Society of Neuroradiologists Grand
Round, 26th January 2022
- 18 Living through the COVID Pandemic
- 25 Membership List of Committees and
Subcommittees 2021 - 2022
- 29 Membership Status
- 31 Awardee of Ten Outstanding Young Persons
Selection 2021 - Dr. KO Lam
- 31 FRCR 2022 Exam Schedule
- 32 Bringing smiles to patients' faces while getting
imaging done right - Dr. Elaine Kan
- 33 Forthcoming Meetings in 2022
- 33 HKCR Council Meeting Dates in 2022
- 34 Palliative Medicine Board Exam - Exam
Announcement 2023
- 34 Obituary



Once again, summer season is upon us and the weather is heating up. I am sure that most of you, like myself, have badly missed the days when we spent our holidays aboard. Thankfully, there may be a gleam of light at the end of the long and dark tunnel that we've all been walking through for the past two and a half year, as more and more consoling proposals of moving towards easing of the restrictions are being considered by our government.

Much attention of the College in the past year was on the 2022-2027 Accreditation Exercise which, as important as it has always been, required participation by Fellows of the College who engaged in the provision and conduction of training in the three specialties of the College. This year is particularly challenging as the infection control measures and restrictions of hospital visits have necessitated us to adopt many procedural adjustments while striving for high standards and quality of the accreditation. Numerous rounds of meetings among members of Accreditation Subcommittee, Workgroups of higher subspecialties and Accreditation Teams have been conducted via Zoom to replace the usual face-to-face discussion. On-site visitation has also been substituted by presentation and meetings with the Training Heads and Administrative Heads via online means. Documentation has been converted to digital format as far as possible. It is gratifying that the transformation has encountered no hurdles at all and the Accreditation Exercise was accomplished smoothly. Moreover, a number of important new approaches to our training systems have been successfully introduced, including the development of principles and mechanisms for accrediting satellite facilities, approval of external training and launching of formative assessment as part of their appraisal for trainees. The new initiatives aim at strengthening our training structure by incorporating new building blocks into its foundation and enabling us to better cope with the severe manpower shortage which has evidently affecting all the training centers. To sum, the pandemic has done little to halt the enthusiasm of our training centers to progress. Everyone deserves credit for these progresses, which have given the College the confidence to keep expanding and refining our training development.

In the Warden's Column of last issue, I shared with you that the Hong Kong Children's Hospital had been approved as a "Center for Designated Training" for Paediatric Radiology. I am delighted to inform you that a training network for Paediatric Higher Subspecialty Training in Radiology with a 'Hub-and-Spoke'

model comprising the Hong Kong Children Hospitals and accredited peripheral training centers has now been established to comprehensively provide training in Paediatric Radiology in our College. The network has made its debut by organizing a series of structured virtual teaching grand rounds through collaboration with different parties, both locally and internationally, with the objective of enhancing the training and development of Paediatric Radiology in Hong Kong. Congratulations to all involved colleagues for the huge success!

It is a blessing in disguise that the pandemic has in fact urged us to pursue further advancement in training through technological innovation. To this end the College has been working hard to explore IT systems to maximize effectiveness of the learning process of our Fellows and trainees. A work group under Education Committee to oversee the development of e-portfolios system will be put into our pipeline very soon. Meanwhile, the College is actively participating in the eHKAM Task Force under the Academy to kick off works on the development of a Learning Management System to provide an online platform to deliver e-learning resources and virtual learning solutions. The system is expected to be launched in the third quarter of 2022 and members of the College will be posted for the updates.

As you may probably be aware, the College is one of the key players in the development of the Credentialing of Endovascular Neurointerventional Procedures under the HKAM. The credentialing has already taken effect since July 2022 and the batch of doctors exempted from initial credentialing process (grandfathering), including a substantial number of our Fellows, has been approved by the HKAM Council. To commensurate for the development in this regard, the Neuroradiology Higher

Subspecialty Training has undergone a major revamp. Interventional Neuroradiology is now established as a standalone training program to facilitate our future trainees to fulfill some of the key requirements defined by the Credentialing Guidelines early in their training. As credentialing is an on-going process, I would like to remind those trainees and young fellows who are involved in the training and practice of Neurointervention to keep track of the updates in relation to this matter.



Meeting with Training Heads on 13 June 2022

In the past year, the College has overcome many challenges that none of us has ever imagined before. Whatever the pandemic has thrown at us, however bad it gets, let's face it together and continue support ourselves and one another. Let's keep our spirits up, the progress of College last year has proven that with your failing support, we could overcome any challenges ahead.

Stay positive, stay safe and above all enjoy our life as much as possible! 🍷

I hope this message finds you all well. The current issue of the Newsletter is once again prepared and brought to you at the times of COVID, in the midst of the 5th wave. Despite the challenges of the pandemic, our College's work has never stopped, and indeed has continued in a way very much adapted to the new norm, in which you may find more details in the President's Jotting and Warden's Column. Wonder how the waves of COVID have affected our members? In this Newsletter, we have a feature article inviting members from different specialties and at different stages of their professional life, in both public and private practices, to share with us the impact of the pandemic to their daily work, training and their personal life. Read on to learn their inspiring stories on how they are coping with the changes and challenges.

Apart from the COVID news, there are also many good news to share in this newsletter, including Dr. Lam Ka On becoming one of the "Ten Outstanding Young Persons Awardees" and Dr. Elaine Kan's great work in the Hong Kong Children's Hospital being featured in the RSNA News.

'The farther backward you can look, the farther forward you can see.' - Winston Churchill

Time really flies and this year marks my 20th anniversary joining the College's Newsletter Subcommittee. My service to this Newsletter started back in 2002 when I was invited to be the then Chairman of Newsletter subcommittee Dr. Lam Hon Shing to come onboard, and I was very honoured to be given the opportunity serve as Chairman since 2009. Looking back, there are many great write-ups and columns that I am fond of, and to name a few, the 'Do you Know' section about the history of our College (Winter 2009 to Spring 2018), the series of 'Looking Back: Highlights from the History of Radiology' on radiology development (Summer 2012 to Winter 2015) and the article on Hong Kong Children's Hospital (Spring 2020).




Some feature articles with fun twists, that were well-received by readers, included Radiology meets Bird Watching (Spring 2017 – Dr. Koel Ko), Radiology and Photography (Autumn 2017 - Dr. Lai Bing Man), and Radiology and Bridge (Spring 2019 - Dr. Lam Hon Shing).

There are also two remarkable articles that were published in the Newsletter, being important and absolutely worth mentioning here, both in response to the news issues that were of great concern to our profession and the general public. They are the Chinese Medicine Practitioners Referrals for X-rays (Spring 2013) and the Medical Imaging & Radiological Examinations without Doctor's Referral (Spring 2020). These articles are relevant to our professional practice and I would urge readers especially younger fellows and trainees to read again.

If you want to learn more about our College's history and the other articles, please do revisit these articles in the archive of the Newsletters in our College's homepage.

Issue	Article
Winter 2009	Medals of College Examinations
Spring 2010	College Logo
Spring 2011	HKCR Newsletter
Summer 2011	Inauguration of HKCR

Issue	Article
Winter 2011	Founding of HKCR
Spring 2012	Professor Ho Hung Chiu
Summer 2012	The College Mace, Badges of Honour, College Gavel
Spring 2018	Fellowship Declaration of HKCR



Moving on from just having articles and leisure reads, the establishment of the “HKCRRR” (Heed, Knowledge, Cautionary in Radiology Reading Room) in Spring 2018 marked an important milestone for our Newsletter. This educational material aims to serve as a formal platform for members and Fellows to share interesting radiology cases with diagnostic and management challenges. My special thanks go to Dr. Lilian Luk, who contributed to the creation and naming of this Reading Room, and supported its publication all along.

In this coming year, I would pass the baton to new Chief Editor, Dr. Shiobhon Luk, to lead the team, and I am sure she will bring the Newsletter to new heights.

Bidding farewell to my service here, I would like to conclude by expressing my heartfelt gratitude to my team of Newsletter Subcommittees over the past years. My

special thanks to the College secretariats, especially Ms. Karen Law and Ms. Phyllis Wong, for contributing to the success of the Newsletter. The opportunity to serve the College and its members as Chief Editor of the Newsletter has been a great honour and a privilege that I shall never forget.




RADIOLOGY
HONG KONG 2022

30th Annual Scientific Meeting of Hong Kong College of Radiologists



12th - 13th November 2022
(Saturday & Sunday)



Highlight
Conjoint Session with
The Korean Society of Radiology

Multidisciplinary Symposium
Lung Cancer

Subspecialty Focus

- * **Artificial Intelligence Down to Earth**
- * **Quality and Safety in Radiology,**
Clinical Oncology and Nuclear Medicine
- * **Oncological Imaging**



 **For details**

www.hkcr-asm.org

Clinical Radiology

Date : 5th – 10th November 2021

Venues : Welkin Computer Training, 18/F, Righteous Centre, 585 Nathan Road, Mongkok, Kowloon, Hong Kong
5/F, Hong Kong Academy of Medicine Jockey Club Building, Aberdeen, Hong Kong

Examiners : Dr. Julian ATCHLEY Dr. Grant GRIFFITHS Dr. Cheika KENNEDY
Dr. Tom TAYLOR Dr. Nick WATSON Prof. CHU Chiu Wing Winnie
Dr. FANG Xin Hao Benjamin Dr. HON Yu Wai Timothy Dr. NG Wing Hung Alex (Senior Examiner)
Dr. TAN Chong Boon

Observers : Dr. FUNG Po Yan Eliza Dr. PAN Nin Yuan Keith Dr. Yu San Ming Peter

Invigilators : Dr. CHENG Ka King Dr. LAI Ming Hei Dr. TAM Kwok Fai Godfrey

Successful Candidates:

CHAN Cherry Cheuk Yan (Kwong Wah Hospital), CHAN Hoi Ling (North District Hospital), CHAN Lok Hei Derek (Queen Mary Hospital), CHAN Yi Lam Priscilla (Tuen Mun Hospital), CHEUNG Claudia (Kwong Wah Hospital), CHEUNG Pui Lam (Tuen Mun Hospital), CHOI Chuen Wai (United Christian Hospital), FUNG Kiu Jing James (Pamela Youde Nethersole Eastern Hospital), KWOK Po Lam (Pamela Youde Nethersole Eastern Hospital), LAM Lok Yee (Queen Elizabeth Hospital), LAW Wing Chung (Prince of Wales Hospital), LO Hong Yip (Kwong Wah Hospital), MAK Yan Sin (Pamela Youde Nethersole Eastern Hospital), MAK Yuen Hei (Queen Mary Hospital), SUEN Chun Hong (United Christian Hospital), TAM Catherine Wing Yan (North District Hospital), WAN Fong Ying (Queen Elizabeth Hospital), YU Suet Mui (Prince of Wales Hospital)

Clinical Oncology

Date : 16th – 19th October 2021

Venue : HKSH Cancer Centre, 6/F, Li Shu Fong Building, 5 A Kung Ngam Village Road, Shau Kei Wan, Hong Kong

Examiners : Dr. Roberto ALONZI Dr. Mike BAYNE Dr. Richard BENSON
Dr. Eve GALLOP-EVANS Dr. Claire HARRISON Dr. Lip LEE
Dr. Paddy NIBLOCK Dr. Adi SHENOY Dr. Shaun TOLAN
Dr. James WYLIE Dr. CHENG Hoi Ching Prof. KWONG Lai Wan Dora
Dr. LUK Mai Yee (Senior Examiner) Prof. NG Wai Tong

Observers : Dr. AU Kwok Hung Dr. LIM Mei Ying Dr. LUI Cheuk Yu
Dr. SOONG Sung Inda Dr. YUEN Kwok Keung


Invigilators : Dr. CHAN Wai Dr. CHOW Chung Hang James Dr. WONG Chun Yin
Dr. YEUNG Wui Ming

Successful Candidates:

CHEUNG Sze Nga (Pamela Youde Nethersole Eastern Hospital), HUNG Jessica Long Ching (Pamela Youde Nethersole Eastern Hospital), LIU Tsz Chim (Pamela Youde Nethersole Eastern Hospital), LUI Huo Zheng Daniel (Princess Margaret Hospital), SO Hin Kwan (Princess Margaret Hospital), WO Bar Wai Barry (Tuen Mun Hospital), WONG Henry Chun Yip (Princess Margaret Hospital)

First Examination for the Fellowship in Nuclear Medicine – June 2021

Date : 11th & 19th June 2021
Venue : Room 903-904, 9/F, Hong Kong Academy of Medicine Jockey Club Building, Aberdeen, Hong Kong
Examiners : Dr. HO Wai Yin (Chief Examiner)
Dr. KUNG Boom Ting
Dr. MA Wai Han
Mr. TANG Chung Ting Teddy
Dr. WU Kwan Kit
Observer : Dr. WONG Sze Chun



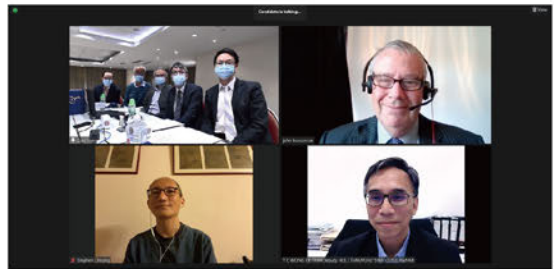
Successful Candidates:

CHAN Ka Wai Gary (Queen Mary Hospital), CHIU Ka Lun (Tuen Mun Hospital), TSOI Pak Lai (Pamela Youde Nethersole Eastern Hospital)

Final Examination for the Fellowship in Nuclear Medicine – September 2021

Due to the COVID-19 outbreak, the oral examination of Final Examination for the Fellowship in Nuclear Medicine, September 2021 was conducted with remote participation of the external examiner via Zoom.

Date : 13th & 24th September 2021
Venue : 2/F, Hong Kong Academy of Medicine Jockey Club Building, Aberdeen, Hong Kong
Examiners : Dr. John Richard BUSCOMBE (External Examiner)
Dr. AU YONG Ting Kun (Chief Examiner)
Dr. CHEUNG Shing Kee William
Dr. CHOI Pak Tat Frankie
Observer : Dr. HUI Yan Ho
Invigilator : Dr. HO Wai Yin



Successful Candidate: Nil

First Examination for the Fellowship in Nuclear Medicine – December 2021

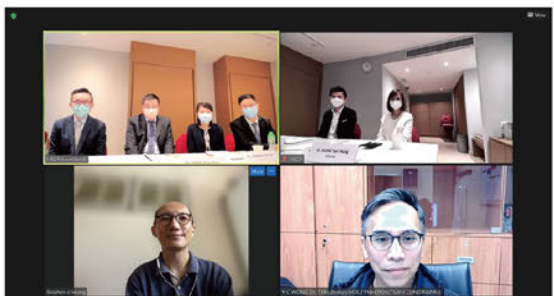
Date : 6th & 16th December 2021
Venue : 5/F, Hong Kong Academy of Medicine Jockey Club Building, Aberdeen, Hong Kong
Examiners : Dr. KUNG Boom Ting
Mr. TANG Chung Ting Teddy
Dr. WONG Kwong Kuen (Chief Examiner)
Dr. WONG Sze Chun
Observers : Ms. CHAN Yee Wah Eva
Dr. HUI Yan Ho



Successful Candidate: Nil

First Examination for the Fellowship in Nuclear Medicine – June 2022

Date : 6th & 18th June 2022
Venue : 5/F, Hong Kong Academy of Medicine Jockey Club Building, Aberdeen, Hong Kong
Examiners : Ms. CHAN Yee Wah Eva
Dr. CHENG Kam Chau (Chief Examiner)
Dr. HUI Yan Ho
Dr. WONG Sze Chun
Observers : Dr. NG Koon Kiu
Dr. WONG Yuet Hung Catherine



Successful Candidate:

CHAN Chun Ho (Tuen Mun Hospital)

Exit Assessment – July 2021

Date : 6th July 2021 (Tuesday)

Venue : Exam Rooms, 5/F, Hong Kong Academy of Medicine Jockey Club Building, 99 Wong Chuk Hang Road, Aberdeen, Hong Kong

Radiology

Chairman of Assessment Panel: Dr. WONG Yiu Chung

Assessors: Dr. CHO Hing Yan Danny, Dr. WONG Ka Tak

Successful Candidates:

LO Sheung Yan *United Christian Hospital*
WONG Ho Ching Amy *Pamela Youde Nethersole Eastern Hospital*

Clinical Oncology

Chairman of Assessment Panel: Dr. WONG Yiu Chung

Assessors: Dr. CHENG Chi Kin Ashley,
Dr. YEUNG Mei Wan Rebecca

Successful Candidate:

CHENG Ngan Sum Jean *Tuen Mun Hospital*

Exit Assessment – January 2022

Date : 10th & 11th January 2022 (Monday & Tuesday)

Venue : Exam Rooms, 5/F, Hong Kong Academy of Medicine Jockey Club Building, 99 Wong Chuk Hang Road, Aberdeen, Hong Kong

Radiology

Chairman of Assessment Panel: Dr. WONG Yiu Chung

Assessors: Dr. CHO Hing Yan Danny, Dr. LAM Poy Wing Tina, Dr. LO Shing Wai Sherwin, Dr. WONG Ka Tak

Successful Candidates:

CHIN Leanne Han Qing	<i>Queen Mary Hospital</i>	SO Kin Wai	<i>United Christian Hospital</i>
CHOW Chun Kei Boris	<i>Queen Elizabeth Hospital</i>	TSOI Carita	<i>Prince of Wales Hospital</i>
FUNG King Him	<i>Queen Elizabeth Hospital</i>	WONG Hing Ki Charmaine	<i>United Christian Hospital</i>
LAI Terence Kin Bong	<i>Princess Margaret Hospital</i>	WONG Wai Lam	<i>United Christian Hospital</i>
LEE Yat Sing	<i>Tuen Mun Hospital</i>	XU Lu	<i>Queen Elizabeth Hospital</i>

Clinical Oncology

Chairman of Assessment Panel: Dr. WONG Yiu Chung

Assessors: Dr. CHENG Chi Kin Ashley, Prof. NG Wai Tong, Dr. YEUNG Mei Wan Rebecca

Successful Candidates:

BAO King Hei Kelvin	<i>Queen Elizabeth Hospital</i>	CHUNG Hiu Shun	<i>Queen Elizabeth Hospital</i>
CHOW Daryn Yi Ler	<i>Queen Mary Hospital</i>	TSUI Yue Man Therese	<i>Queen Elizabeth Hospital</i>
CHUK Yuen Hing Elizabeth	<i>Queen Elizabeth Hospital</i>	YIP Pui Lam	<i>Tuen Mun Hospital</i>

Exit Assessment – July 2022

Date : 12th July 2022 (Tuesday)

Venue : Exam Rooms, 5/F, Hong Kong Academy of Medicine Jockey Club Building, 99 Wong Chuk Hang Road, Aberdeen, Hong Kong

Radiology

Chairman of Assessment Panel: Dr. WONG Yiu Chung

Assessors: Dr. LAM Poy Wing Tina, Dr. POON Wai Lun

Successful Candidate:

LAW Matthew Ka Ki *Pamela Youde Nethersole Eastern Hospital*

Clinical Oncology

Chairman of Assessment Panel: Dr. WONG Yiu Chung

Assessors: Prof. NG Wai Tong, Dr. YIU Ho Yin Harry

Successful Candidate:

CHOI Wesley Yuen Lum *Princess Margaret Hospital*



Dr. Kevin Fung, Hong Kong Children's Hospital

Our second all-virtual Annual Scientific Meeting (ASM) was held successfully on 13th and 14th November 2021. Despite not being able to meet face-to-face in person yet, this year's meeting continued with a comprehensive and diverse two-day scientific program. The highlights were "Breast cancer", "Advanced immunotherapy", "COVID-19" and "Vascular imaging and intervention". We were very fortunate to be joined by a panel of renowned international experts from the United Kingdom, Canada, Japan, Germany, Singapore, South Korea, Taiwan, United Arab Emirates, and the United States, as well as our local faculties.



The multidisciplinary symposium on breast cancer provided an in-depth review of the latest advances of imaging, pathology and treatment options for this most common cancer for women in Hong Kong. The round-table discussion which concluded the symposium serves as an excellent reminder that a high standard of care for breast cancer patients requires close collaboration between experts from different professional backgrounds.

A user-friendly virtual lobby was setup to allow participants easy access to our keynote lectures, multidisciplinary symposiums, proffered paper sessions, electronic posters, film quiz and virtual booths of our sponsors. Multiple high-quality research projects and educational exhibits from Radiology, Clinical Oncology and Nuclear Medicine were accepted as oral and poster presentations. Various prizes were awarded to those with outstanding performances. Many congratulations to the prize recipients!

All the recorded lectures, oral presentations and electronic posters can be easily accessible by registrants on-demand from the ASM website (<https://www.hkcr-asm.org/2021>). The electronic posters will be available until October 2022 and recorded sessions until November 2022.



I would like to express immense gratitude to the members of the Scientific and House Subcommittees, the College Secretariat for organising this virtual online scientific meeting, our colleagues who have helped us as chairpersons, film quiz organizers, abstract reviewers, adjudicators for various prizes and awards, our sponsors for their enthusiastic support, the audio-visual team, the photography team, our secretaries and other helpers, including trainees and fellows for their unfailing support and co-ordination of various activities. 🍷

The HKSDR Trust Fund Award for the Best Oral Presentation in the Radiology Specialty:

Dr. Stefanie YIP

Department of Imaging & Interventional Radiology, Prince of Wales Hospital
"Time to bid FNAC farewell? Accuracy of FNAC, end-cutting (Franseen®) and side-cutting (Temno®) needle biopsy techniques for ultrasound-guided groin and axillary lymph node sampling"

The Hong Kong Society of Clinical Oncology Award for Best Paper in Clinical Oncology:

Dr. WONG Ka Shing

Department of Clinical Oncology, Pamela Youde Nethersole Eastern Hospital
"Clinical outcome of Stereotactic body radiotherapy for Oligoprogressive metastatic non-small cell lung cancer – local hospital experience in Hong Kong"

The Hong Kong Society of Clinical Oncology Award for the Best Poster in the specialty of Clinical Oncology:

Dr. NG Justin Kar Wai

Department of Clinical Oncology, Pamela Youde Nethersole Eastern Hospital
"Utilization of EGFR liquid biopsy in newly diagnosed lung cancer - A single institution study"

The Hong Kong Society of Nuclear Medicine and Molecular Imaging Award for Best Paper in Nuclear Medicine:

Dr. WONG Wai Chung

Nuclear Medicine Unit and Clinical PET Centre, Queen Elizabeth Hospital
"Imaging findings on FDG PET/CT scan following COVID-19 vaccination"

The HKSIR Award for the Best Oral Presentation in the sub-specialty of Interventional Radiology:

Dr. CHU Yin Lun Edward

Department of Radiology, Queen Mary Hospital
"Is distal transradial "snuffbox" cerebral angiography feasible and safe? A single institutional experience"

The Young Presenter's Award

Radiology Stream:

Dr. HUI Wang Hei

Department of Imaging and Interventional Radiology, Prince of Wales Hospital
"Percutaneous vertebroplasty for symptomatic spinal malignancy – technical aspects, efficacy, and safety outcomes"

Clinical Oncology Stream:

Dr. YIP Pui Lam

Department of Clinical Oncology, Tuen Mun Hospital
"Cancer Treatment During Covid-19 Pandemic – Effectiveness and Safety of Capecitabine, Irinotecan and Panitumumab in Colorectal Cancer"

Nuclear Medicine Stream:

Dr. TSOI Pak Lai

Department of Nuclear Medicine, Pamela Youde Nethersole Eastern Hospital
"Axillary and inguinal lymphadenitis related to soft tissue inflammation: a benign mimicker of malignancy."

Winner of the HKSDR Trust Fund Award for the Best Radiology Poster:

Dr. LI Sze Ki

Department of Radiology, Princess Margaret Hospital
"MRI evaluation of residual breast cancer after neoadjuvant therapy"

Winner of the HKSIR Award for the Best Poster in the sub-specialty of Interventional Radiology:

Dr. Renata MAK

Department of Radiology and Imaging, Queen Elizabeth Hospital
"Water Works: A Pictorial Review of Hydrodissection in Percutaneous Thermal Ablation Cases in a Tertiary Institution"

Winner of the Best Original Paper of Hong Kong Journal of Radiology

Dr. Stefanie YIP

Department of Imaging and Interventional Radiology, Prince of Wales Hospital
"Time to bid FNAC farewell? Accuracy of FNAC, end-cutting (Franseen®) and side-cutting (Temno®) needle biopsy techniques for ultrasound-guided groin and axillary lymph node sampling"

Winner of the Award of the Best Original Article of Hong Kong Journal of Radiology (Volume 23):

Dr. HO Wang Kwong

Department of Clinical Oncology, Queen Elizabeth Hospital
Volume 23 Number 1, "Breast Cancer Patients Treated by Helical Tomotherapy, Intensity-modulated Radiotherapy, and Volumetric Arc Therapy: Comparison of Lung Doses"

Winner of the Award of the Best Case Report of Hong Kong Journal of Radiology (Volume 23):

Dr. Michelle CHEUNG

Department of Radiology, Queen Mary Hospital
Volume 23 Number 1, "Magnetic Resonance Imaging with Spectroscopy Findings in Neonatal Nonketotic Hyperglycinaemia: A Case Report"

Radiology & Nuclear Medicine Film Quiz Prizes

Dr. SO Man Hon (KWH)
 Dr. LIU Jin Foo (KWH)
 Dr. Kendrick TANG (PYNEH)

Oncology Film Quiz Prizes

Dr. LAM Ho Ching (QEH)
 Dr. CHOW Daryn Yi Ler (QMH)
 Dr. CHUNG Hiu Shun (QEH)

The 21st Joint Ceremonies for Admission of New Fellows of the Royal College of Radiologists and Hong Kong College of Radiologist

Dr. Shiobhon Luk,
Pamela Youde Nethersole Eastern Hospital



With the continuation of the unprecedented COVID-19 pandemic, this year's Joint Ceremonies for Admission of New Fellows of the Royal College of Radiologists and Hong Kong College of Radiologists was again held in hybrid format with both physical and virtual participation of attendees.

The hybrid Joint Ceremonies started with addresses by Dr. CK Law, President of the Hong Kong College of Radiologists, and Dr. Jeanette Dickson, President of the Royal College of Radiologists. They welcomed new Fellows, addressing the major issues that the new generation and the profession would be facing during this challenging time, particularly in response to the continuing COVID-19 pandemic.

Being joined by family and friends at the Run Run Shaw Hall and online, the successful candidates and members were presented to the Presidents and were admitted as new Fellows. This year 25 new Fellows were admitted to the Fellowship of the Royal College of Radiologists, 18 in the Faculty of Clinical Radiology and 7 in the Faculty of Clinical Oncology. 23 Fellows were admitted to the Hong Kong College of Radiologists, 18 in the Specialty of Radiology, 4 in the Specialty of Clinical Oncology and 1 in the Specialty of Nuclear Medicine.



Gold Award Recipient:
Dr. Leung Ho Sang



Gold Award Recipient:
Dr. Cheung Gavin Tin Chun

Special congratulations to Dr. Leung Ho Sang of Prince of Wales Hospital and Dr. Cheung Gavin Tin Chun of Queen Elizabeth Hospital who were presented the Gold Award for their outstanding performance at the Autumn 2020 sitting of Joint Final FRCR/HKCR Examination in Clinical Radiology and Clinical Oncology.

Dr. SUEN Chun Hong of United Christian Hospital was announced as the recipient of the Gold Award for the Autumn 2021 sitting of the Joint Final FRCR/FHKCR Examination in Clinical Radiology and Dr. LUI Huo Zheng Daniel of Princess Margaret Hospital was announced as the recipient of the Gold Award for the Autumn 2021 sitting of the Joint Final FRCR/FHKCR Examination in Clinical Oncology. Dr. YU Chun Hung Kevin of Tuen Mun Hospital was awarded the Dr. FL Chan Medal for his outstanding performance during Higher Training and in Exit Assessment in January 2021.



Dr. FL Chan Medal Recipient:
Dr. Yu Chun Hung Kevin



After the Joint Ceremonies, Prof. LEUNG Ka-kit Gilberto, President of the Hong Kong Academy of Medicine, welcomed the new Fellows and addressed the gathering. This was followed by the Third Lilian Leong Oration, 'Brachytherapy, still the most conformal radiation therapy', delivered by Professor Peter Hoskin, Consultant in Clinical Oncology, Mount Vernon Cancer Centre Northwood, Professor in Clinical Oncology, University of Manchester United Kingdom. It was an inspiring lecture on the role of brachytherapy in various oncological conditions. The evening concluded with the presentation of the Lilian Leong Oration Medallion by Dr. Law Chun Key.

Hong Kong College of Radiologists
The Third Lilian Leong Oration
香港放射科醫學院 第三屆梁馮令儀講座
7:00pm, 13th November 2021 (Saturday)

Brachytherapy 近距離放射治療
still the most conformal radiation therapy

Professor Peter Hoskin, BSc, MD, FRCP, FRCR, FACR, FFRCSI
Consultant in Clinical Oncology, Mount Vernon Cancer Centre, Northwood
Professor in Clinical Oncology, University of Manchester
United Kingdom

All are welcome
For registration and information:
Hong Kong College of Radiologists
Tel: (852) 2971 9786
Fax: (852) 2554 8759
Email: enquiries@hkr.org
Website: www.hkr.org



Donation

Thank you very much for the generous donation to Lilian Leong Oration Fund. The contributions will surely support our College to invite more international renowned professionals to come to Hong Kong for sharing of their expertise with our members, and in turn be beneficial to the healthcare delivery in Hong Kong.

From 1 November 2021 to 1 August 2022

HK\$10,000 to HK\$49,999

The Pan Pacific Radiology Group Ltd. Dr. Chang Tien Yee Amy

HK\$2,000 to HK\$9,999

Anonymous
Dr. Justin Christopher NG

Dr. King Kenneth Cheung
Dr. Fung King Him

Dr. Ching Long

HK\$500 to HK\$1,999

Dr. Leung Ho Sang

9th JSM of RCR & HKCR and 29th ASM of HKCR (Virtual Meeting)



Appreciation to Sponsors

Diamond



Platinum



Gold



Silver



Bronze



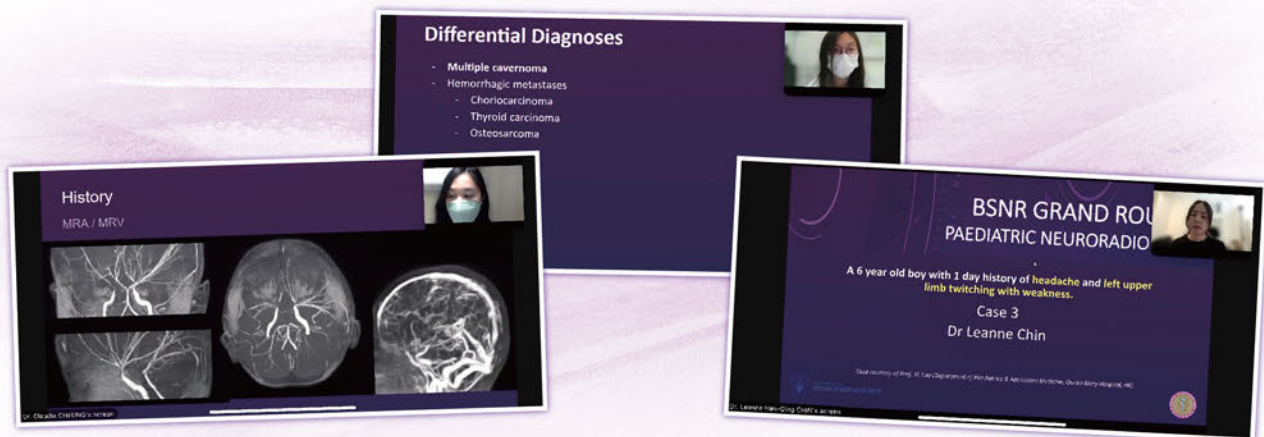
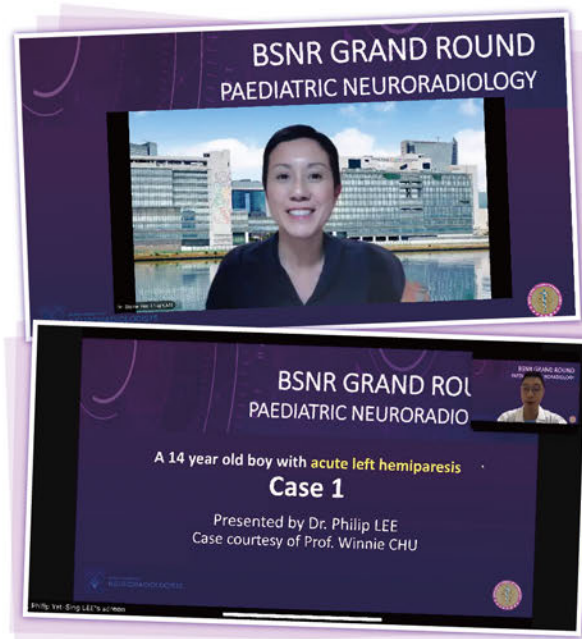
21st Joint Ceremonies for Admission of New Fellows of RCR & HKCR



The BSNR Grand Rounds are held during UK lunchtime on the 2nd and 4th Wednesday of each month, and have been hosted online via Zoom since 2020. They feature interesting neuroradiology cases from different institutions around the United Kingdom and also all around the world.

We were delighted to have been invited to join the BSNR Grand Round held on 26th January 2022. We have been led by Professor Winnie Chu, Dr. Elaine Kan and Dr. Chris Wong, with the kind coordination by Dr. Shubhabrata Biswas from the UK to oversee the preparation process as well as to smooth out any potential technical and logistic issues during the event.

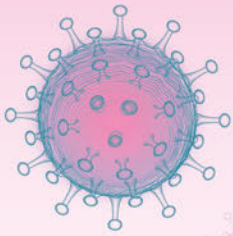
The theme was 'paediatric neuroradiology' and a total of four cases were included in our 1-hour session. The first two cases were on the topic of pediatric stroke, while the latter two cases were on the topic of brain tumor mimics. The first case presented by Dr. Philip Lee was on focal cerebral arteriopathy and the second case presented by Dr. Claudia Cheung was on multisystemic smooth muscle dysfunction syndrome. The third case presented by Dr. Leanne Chin was on invasive cerebral phaeohyphomycosis with CARD9 deficiency and the last case presented by Dr. Milly Chiu was on multiple cerebral cavernoma. We each had a 10-minute case presentation and at the end of all four cases, a brief Q&A session from over 200 audience around the globe!



It has been a fruitful and enjoyable learning experience, no matter the process of researching for our respective topic of presentation, learning and consolidating knowledge while listening to other presentations, or even learning from the insightful questions from the admirably curious audience!

We are proud to learn from BSNR that the feedback was highly encouraging. Some of the comments included 'great cases from Hong Kong with good differential diagnosis', 'excellent speakers with diverse cases and many images', 'fascinating cases, uncommon and very educational' and 'one of the best'!

On behalf of the team, we would like to thank BSNR and HKCR for their kind invitation, and all of the seniors and colleagues who have joined the grand round for their kind support. Last but not least, we would like to express immense gratitude to Professor Chu, Dr. Kan and Dr. Wong for kindly introducing us to this valuable learning opportunity and for the thoughtful guidance along the way! 💊



Living through the COVID Pandemic

Dr. Shiobhon Luk, Member of HKCR Newsletter Subcommittee

Like medical communities around the world, our local medical community has faced enormous pressure and difficulties during the unprecedented COVID pandemic. Although anti-epidemic efforts have been strengthened in various aspects, the situation remains challenging as repeated waves of outbreak continue to occur.

With the repeated waves of outbreak, infection management and readiness of hospital departments to respond to the ups and downs in battling this virus have become crucial. Non-essential and non-emergency healthcare services have been unavoidably repeatedly suspended, posing new challenges to our healthcare system and training for our trainees. Implementation of social distancing measures and travel restrictions have impacted the organization of lectures, scientific meetings and examinations.

In this article, we have invited Fellows and Members in Radiology, Nuclear Medicine and Clinical Oncology, to share with us their work in caring for patients during the pandemic, how they overcome challenges related to work and training while striving hard to maintain one's physical and mental health as well. Their sharing reflect the impact that the COVID pandemic has had on their lives, especially on how it has transformed their lives at work and at a personal level under the 'new normal'.

- Dr. CHIU Long Fung Jeffrey, Department of Radiology & Imaging, Queen Elizabeth Hospital
- Dr. LI Wai Ip Carkos, Department of Nuclear Medicine, Queen Elizabeth Hospital
- Dr. CHAN Tak Kwong Theo, Department of Nuclear Medicine, Queen Elizabeth Hospital
- Dr. YUEN Kwok Keung, Department of Clinical Oncology, Queen Mary Hospital
- Dr. SOONG Sung Inda, Department of Clinical Oncology, Pamela Youde Nethersole Eastern Hospital
- Dr. WONG Cheuk Kei Kathy, Private Practice
- Dr. KWOK Po Lam Jenny, Department of Radiology, Pamela Youde Nethersole Eastern Hospital

Dr. CHAN Tak Kwong Theo, *Department of Nuclear Medicine, Queen Elizabeth Hospital*

The harm brought about by COVID-19 pandemic has been dauntingly tremendous. Despite our hospital recently converted into a designated hospital to look after COVID-19 patients, our service for non-COVID-19 patients, many with critical oncological diseases, is largely unaffected. We set aside a specific time slot each afternoon exclusively for COVID-19 patients in protection of other patients. Our team show persevering dedication: gear up, get to the front and serve with no fear. The team from top to bottom show no sign of tiredness covering for colleagues who fall sick. Such is testament to our determination to offer best patient-centred care even at time of crisis, showcasing commendable selflessness, stamina, professionalism and team work. To colleagues at the battlefield, I offer my solemn salute and relentless support. May those who succumbed rest in peace and the city remain strong. 🩺

Dr. CHIU Long Fung Jeffrey, *Department of Radiology & Imaging, Queen Elizabeth Hospital*

During the 5th wave of the COVID-19 pandemic in February 2022, the surge in the number of COVID patients imposed heavy burden on frontline healthcare workers. To prioritize resources and manpower in managing severely ill patients, in particular the elderly ones with poor clinical conditions, Queen Elizabeth Hospital (QEH), a major acute hospital in KCC, was converted to a designated hospital for COVID-19 patients from 9 March 2022 onwards.

The news of the plan to convert QEH to a designated COVID-19 hospital was made and immediately relayed to the Chiefs of Service (COSs) of QEH's clinical departments on 5 March, which was less than 1 week before the conversion date of 9 March 2022 (Saturday). An urgent Zoom meeting among QEH senior management and COSs was held on 6 March 2022 (Sunday) to determine the scope of service, arrangements of hospital conversion and patient transfer, etc. It was decided that around 1,500 beds in QEH Main Blocks would be utilized to admit severe COVID-19 patients, whereas individual blocks and departments in the hospital would maintain their normal services, including the Jockey Club Institute of Radiotherapy & Oncology, Specialist Outpatient Clinics in Ambulatory Care Centre (ACC), etc. Non-COVID-19 patients staying in QEH wards located at Main Blocks would be transferred to other hospitals in phases according to their clinical conditions, and suitable patients would be transferred to private hospitals, so as to vacate the beds for admitting COVID-19 patients. Individual patients who were unfit for transfer stayed in QEH for treatment.

Under QEH's scope of service, QEH Department of Radiology & Imaging (DR&I) faced the challenge of having not only an extremely limited preparation time of only 1 week, but also the need to serve outpatients, non-COVID in-patients and the anticipated large amount of COVID in-patients at the same time. To cope with the anticipated large volume of service demand from COVID in-patients, our department worked out a number of conversion arrangements for a new working model which was targeted to be effective from 14 March 2022 (Monday).

New working model & conversion arrangements

- DR&I main department at QEH Main Block:
Morning sessions designated for non-COVID patients, afternoon sessions for COVID patients
 - Reshuffle scheduled patients either to appropriate "Clean / Dirty" sessions or to satellite imaging units. Minimize rescheduling for patients as far as possible, especially those with clinical indications vetted into the E1 early appointment booking category.
 - Reschedule some patients to other KCC hospitals, 120 CT cases to OLMH, 111 paediatric patients to HKCH
 - To cope with the anticipated increase in COVID in-patients, identify extra designated imaging rooms for different modalities
 - Convert / identify imaging rooms with positive air flow for "clean" patients during "Dirty" sessions in case urgent radiological service is required
- Infection control safety round to seek advice from hospital infection control team (ICT) and assistance from facility management (FM)
 - Recheck the ventilation & air flow direction of designated imaging rooms for COVID patients
 - Confirm the feasibility of converting extra imaging rooms designated for COVID patients & seek recommendations for related infection control measures, e.g. terminal disinfection, PPE for staff with / without direct patient contact
 - Access control: no entry of visitors / outpatients during "Dirty" sessions in afternoons
 - Convert waiting halls to accommodate COVID patients, check feasibility and strengthen ventilation to avoid air flow direction towards staff area
 - Conduct training activities via video conferencing



- Surge in portable X-ray demand
 - There was a huge demand surge in Portable X-ray in February and March
 - Before the COVID 5th wave, average daily request of portable X-ray was 250. We usually deployed 3 portable teams during office hours.
 - In March 2022, we received up to 600 portable X-ray requests per day
 - Adjust duty time and deploy extra manpower to strengthen portable radiography service
 - Deploy 6 – 7 portable teams during office hour, porter from DR&I was deployed for each team
 - Additional portable teams during non-office hours by adjusting duty time and SHS program, requested hospital central porter team to provide additional support during evening & night shifts.
 - Procure 1 additional set of mobile digital radiographic system
- Communication with staff
 - Regular meetings with team heads
 - Department staff forum (via video conferencing) to inform staff about the new arrangements

With collaboration, dedication and hard work of our staff, and support from hospital ICT & FM and other KCC Radiology departments, QEH DR&I has implemented the new work model successfully since 14 March 2022.

In view of recent easing of the pandemic situation at the time of writing, we are now reviewing the service demand from COVID patients and non-COVID patients, and will adjust our working model accordingly. ✍️



Dr. LI Wai Ip Carkos, *Department of Nuclear Medicine, Queen Elizabeth Hospital*

It has been two years since the COVID-19 pandemic. Amongst the hardships and uncertainties this outbreak has brought to us and the society, it has undeniably caused deep influences to our daily lives – masks, social distancing and rapid testing are now second-nature to all. In response, we have had to make adjustments in our work and training practices, and these come with impacts that are on both sides of the coin.

The pandemic has accelerated the transformation of much of our non-clinical activities, such as meetings and conferences, into a hybrid form involving both in-person attendance and remote participation from anywhere in the world. Our successful annual scientific meetings these two years are testaments to this pivotal change. While virtual interaction still lacks the face-to-face experience that cannot be easily replaced, perhaps as a silver lining, this has allowed us to partake in more local and international conferences, allowing us to effectively enrich our knowledge, broaden our horizons and learn from different cultures despite not being able to travel. In fact, our training exposure in regards to overseas courses have unexpectedly been more than that in the past.

We are also doing our best to maintain not only clinical services for our patients, but also inter- and intra-departmental training and communication, particularly between all nuclear medicine centers and also with physicians. With thanks to all our seniors and colleagues, we have sustained monthly meetings between the nuclear medicine training centers. Training courses for us nuclear medicine trainees have not ceased. Since the outbreak in January, our lectures have adaptively evolved into video and online teachings, reflecting the dedication and emphasis of the college in our training and professional development.

This global disease has certainly brought forward a paradigm shift in many aspects of our work and training. In midst of this, we are grateful for all the perseverance, commitment and support we have received. ✍️






Dr. YUEN Kwok Keung, *Department of Clinical Oncology, Queen Mary Hospital*

It has been more than 2 years since the COVID-19 pandemic has started and it seems that this will last forever. Two decades ago, we had SARS, which was a painful experience to witness the sacrifice of healthcare workers including my classmate Dr. Tse Yuen Man. Now we experience another agony, with a million infected and thousands of death here in Hong Kong. Unlike SARS, nowadays we have vaccines, rapid antigen test and anti-viral treatment for COVID-19, yet our healthcare system remains vulnerable and it is difficult to carry on 'essential service' for oncology patients.

In early 2020 when the pandemic started, majority of COVID-19 was imported cases. The focus at that time was to screen patients for fever, travel, occupation, contact and clustering upon entry to our clinics and wards, as well as to protect staff and patients by wearing mask, observing hand hygiene and social distancing. To avoid crowds, we spaced out chairs in our clinic and converted waiting area into consultation rooms to reduce the time for patients waiting in our clinic. In addition, we adopted 'no visiting' policy for our patients in ward, except those who were critically ill. Unfortunately, there were incidents of patients attempting or committing suicide in the hospital, presumably contributed by the negative effect of the COVID-19 pandemic and the social events happening during the previous year. Other social distancing measures include installation of partitions in reception and dining areas for staff and patients, as well as video visiting and video conferencing for patient talks and medical education. Now video meeting has become the 'norm' while allows people to join meetings remotely. For patients attending chemotherapy and radiotherapy, regular COVID-19 screening by deep throat saliva PCR was introduced in late 2020. We also have staff deployed to Community Treatment Facilities to support treatment of COVID-19 patients with mild symptoms.

The year 2021 was a year of hope. With the introduction of COVID-19 vaccines in early 2021, most of our staff have received vaccination which has enhanced their safety and reduce likelihood of serious complications in case they caught the virus. Our nurses have been deployed to community vaccination centres to provide vaccination for staff and people in the community. In addition, the number of cases in the community has been kept low which means that our service could resume normal under infection control measures. Activities like staff training, clinical meetings and service planning were resumed normal, conducted in person or by video conferencing. By late 2021, there was a rise in the number of local face-to-face meetings and there was a high expectation of resumption of face-to-face international meetings.

It turns out that the year 2022 fell short of our expectations. The new COVID-19 variant 'Omicron' affected Hong Kong at an astonishing pace. While service was maintained for active oncology cases, follow up consultations have been deferred for 'cold cases' with refill of medications. For the first time, some of the oncology beds were converted into isolation beds for COVID-19 patients and staff are being 'deployed' to take care of COVID-19 patients in the converted beds. In addition, single rooms of our remaining oncology ward have been occupied by patients with suspected or confirmed COVID-19 and those on high flow oxygen, leading to the suspension of radio-isotope treatment for patients requiring inpatient isolation. In addition, we experience a shortage of staff due to home quarantine for COVID-19 infection affecting the staff themselves or their family. Fortunately, all of them experienced mild symptoms only and none of them required admission.

I hope the COVID-19 pandemic is just a nightmare and things will be fine again after sunrise. In these days of 'new normal', the day starts with a rapid antigen test, then face mask... and it seems that the world would never be the same again. 



Dr. KWOK Po Lam Jenny, *Department of Radiology, Pamela Youde Nethersole Eastern Hospital*

The COVID pandemic has definitely made life different and perhaps difficult for a lot of us, be it personally or professionally, emotionally or physically. For over 2 years combating the virus, I have witnessed lots of life changes and adaptations for people across all walks of life.

As a Radiology higher trainee, to gain exposure and experience in the training sub-specialties, there are more default or rescheduled cases during this period which made training a bit challenging due to a decrease in case load and variety.

Isolation precautions and vaccination issues have impacted on daily workflow requiring more time in scheduling and preparation as there is the need of rearranging and prioritizing the examination time for these COVID positive cases, the availability of negative pressure facilities, COVID designated lift and personal protective equipment (PPE) which require concerted efforts of supporting staff. All these measures take more time, effort and flexibility in planning which definitely made it stressful especially when all these are new to us. With staff tested positive constantly, this not only leads to manpower shortage but also creates tremendous stress and fear to the staff.

On a personal level, the stress and anxiety COVID brings strikes daily, not only are we worried of contracting the COVID virus ourselves, we also fear transmitting the virus to family members we live with if we unfortunately contracted the virus. Leisure activities including travelling which are good outlets for stress are more limited due to the pandemic, I have ventured out into learning something new which hopefully will help release the stress a little.

I guess the biggest question in mind for a lot of us is 'When will this be over?'. We are already doing really good, we shall stay hopeful and I wish everyone good health and for the pandemic to pass soon. 🍷

Dr. MAK Yan Sin Rita, *Department of Radiology, Pamela Youde Nethersole Eastern Hospital*

Two years into the pandemic, people have already grown accustomed to a life with masks and restrictions. Amid the chaos and loss of lives, COVID-19 has transformed our everyday lives and impacted all sectors in different extent.

On a personal level, I feel the impact of it the most in not being able to visit family and friends who live abroad, thus missing some of the important moments in each other's lives. Meeting up with local friends are also far and few between, and during the fifth wave it is close to impossible. As the number of new cases appears to be settling, I am looking forward for a long-overdue gathering.

The impacts of the COVID-19 are not all negative. Although it is somewhat regretful that I could not attend overseas courses and conferences in person, the pandemic drove many of them to become virtual. In turn, it has become easier to take part in these events in the comfort of home, without dealing with time zone difference. I learn better and retain more knowledge with this form of participation. In addition, the pandemic may accelerate the development of teleworking in radiology, which has the potential benefit of increasing productivity.

The pandemic is a tragic reality, but I am hopeful that as we gradually shift to the post-pandemic era, we can make the best out of the situation and get to travel again soon! 🍷



Dr. LIU Tsz Chim, *Department of Clinical Oncology, Pamela Youde Nethersole Eastern Hospital*

Dr. HO Chun Yee Ryan, *Department of Clinical Oncology, Queen Elizabeth Hospital*

Since the first case of Coronavirus Disease 2019 (COVID-19), there have been over 500 million cases globally so far. Despite prompt international anti-epidemic measures to curtail the disease spread, COVID-19 had developed as a pandemic worldwide, affecting everyday life of everybody. In this article, we would like to share how our lives as an Oncology trainee have been affected.

Firstly, in our day-to-day practices, we had to quickly adapt our cancer treatment in response to the pandemic. Thankfully, there were international and local guidelines to assist us.

Many cancer patients were frail and unvaccinated, so we tried to minimize their visits to hospital in order to reduce the chance of COVID-19 infection. For example, some intravenous chemotherapy regimens requiring in-patient administration were adjusted to oral form. Patients who were not scheduled for active oncological treatments were screened for feasibility of postponing follow-up before their clinic attendance.

We also encounter many patients who were diagnosed COVID-19 or were close contacts requiring quarantine in the middle of their cancer treatments. Knowledge on how to modify their radiotherapy and systemic treatment became essential. It was especially challenging to deal with unexpected interruption of radiotherapy because prolonging overall treatment time may have a detrimental impact on treatment outcome. Experiences in managing these cases have taught us to be flexible. We have learnt to tailor-make individual treatments based on disease prognosis, patient comorbidities, patient preferences, and risks from COVID-19 infection.

We had to also adapt to changes in our working environment.

Queen Elizabeth Hospital (QEH) was converted to a designated hospital for COVID-19 patients in March 2022. The oncology block became a hybrid area providing in-patient care for both COVID-19 infected and uninfected cancer patients. Clinical oncologists at QEH had to quickly adapt to modify the wards to “clean” and “dirty” areas.

In Pamela Youde Nethersole Eastern Hospital, all oncology wards were converted to COVID-19 ward in March to April 2022 in response to the fifth wave of pandemic. The Oncology in-patient beds were abruptly cut by more than 50% to below thirty in number. We had to minimize the need for in-patient stay and facilitate early discharge planning.

COVID-19 had also changed our training profoundly. The training courses organized by Hong Kong College of Radiologists and other overseas institutions had changed from face-to-face classes to online format. To us, we felt that the online format was more convenient. However, it was a pity that we could not attend the overseas courses and interact with international experts in person. Our professional examinations had also changed to online format during the COVID-19 pandemic. One memorable experience was the technical hiccups we encountered during the online examination at home causing delay and interruption during the exam. We later found out that was due to an error on the host online platform from the overseas vendor. Hopefully our colleagues who are taking future online examinations do not have to go through the same turmoil. In the future, we believe that online training and examinations will be increasingly adopted, this may even become the new standard after the pandemic.

We also had deployment of staff to medical wards and community isolation facilities. After deployment, our knowledge in internal medicine was enriched. We worked with staff deployed from different specialties, including Accident and Emergency Department, Surgery, Psychiatry, Operating Theatre etc. It was challenging to work in a new environment with new people, new patient groups, and a new virus. Thankfully, we had supervision from seniors in the medical team who gave useful advice. One heart-breaking issue we encountered was the fact that many COVID-19 infected patients who were kept in hospital were not able to meet their families face-to-face, even at their terminal stage, due to the very stringent visiting policy. In fact, many of these patients were residents in old-aged homes(OAH), and their families had not seen them since the beginning of the pandemic in 2019 due to OAH visiting restrictions. We could imagine the additional grief the family needed to go through in the bereavement stage.

Looking back, we realized how significantly the COVID-19 pandemic had affected our lives. We are humbled by the experience. Looking forward, we are confident that these experiences would help us in managing our patients during adversities. 🍷

Snapshots of our lives during the pandemic



Dr. WONG Cheuk Kei Kathy, *Department of Radiology, Gleneagles Hospital Hong Kong*

On a busy Thursday afternoon during this horrible fifth wave of COVID, I was called to perform an urgent ultrasound guided biopsy of a palpable breast lump for a lady. The lady just completed 14-day compulsory hotel quarantine for her homecoming vacation in Hong Kong, but had to go back to Shanghai for work shortly. Understandably she was anxious and weary because of the stress and difficulty in getting an urgent medical appointment in the COVID era. Much to her relief, the biopsy result of the lump turned out to be benign. I was humbly reminded that timely access to medical care (too often taken for granted), and even a normal test result, can be so important to an individual patient.

While the devastating morbidity and mortality directly associated with COVID are widely known, the impact of the pandemic on non-COVID patients has not received as much attention. Urgent diagnostic tests and treatment have to be postponed, which might compromise patient care and outcome. Furthermore, COVID has created more barriers and silos between the public and private sectors, putting more strain on the already stretched healthcare system. It is hard to re-structure complex healthcare delivery to respond rapidly to this crisis, but the public and private sectors, each with its unique strengths, are both working diligently hand in hand for our patients.

COVID also has had a profound impact on how we practise medicine nowadays. It is so easy to feel overwhelmed and isolated. Good communication has always been essential in medicine, and it is therefore vital to keep the dialogue open, despite the physical distancing measures in place. Although not ideal, new technology has mitigated the problem by facilitating virtual conferences and meetings. At our hospital, virtual multidisciplinary meetings have remained fruitful, and have successfully continued on a regular basis over the past 2 years. Our College and Academy have been adaptive and supportive by offering online continuous medical education (CME) and training activities.

Sadly, COVID is here to stay, at least in the foreseeable future. But we are all in it together. With creativity, resilience, commitment, and collaboration, we are ready to face the ever-changing challenges ahead. I am optimistic that tomorrow will be a better day for our society. 🍷

I. Education Committee

Dr. WONG Yiu Chung (Chairman)
 Dr. KWOK Kai Yan, Stephen (Honorary Secretary)
 Dr. CHENG Hoi Ching
 Dr. CHENG Lik Fai
 Dr. CHIU Long Fung, Jeffrey
 Prof. CHU Chiu Wing, Winnie
 Dr. KAN Yee Ling, Elaine
 Dr. LAM Ka On
 Dr. LAW Chun Key
 Dr. Lilian LEONG
 Dr. Francis TANG
 Dr. WONG Sze Chun, Jeremy
 Dr. CHAN Wai, Adrian (Co-opted Member)
 Dr. TAM Kwok Fai, Godfrey (Co-opted Member)
 Dr. TANG Yip Kan, Kendrick (Co-opted Member)

(a) Examination Board

Dr. CHEUNG Chi Wai, Stephen (Chairman)
 Dr. CHENG Hoi Ching
 Dr. FANG Xin Hao, Benjamin
 Dr. KWOK Kai Yan, Stephen
 Dr. LUK Mai Yee
 Dr. MA Wai Han, Vivian
 Dr. POON Wai Lun
 Dr. WONG Ka Tak
 Dr. WONG Yiu Chung
 Dr. YUEN Kwok Keung

(b) Scientific Sub-Committee

Radiology & Nuclear Medicine

Dr. POON Wai Lun (Chairman)
 Dr. CHO Hing Yan, Danny
 Dr. FUNG Kin Fen, Kevin
 Dr. HUI Yan Ho
 Dr. KAN Yee Ling, Elaine
 Dr. LAI Ming Hei
 Dr. LEE Ka Lok, Ryan
 Dr. LEUNG Siu Ting
 Dr. LUK Yiu, Shiobhon
 Dr. Neeraj Ramesh MAHBOOBANI
 Dr. PAN Nin Yuan
 Dr. SITT Ching Man
 Dr. TSE Kin Sun, Sunny

Clinical Oncology

Dr. SZE Chun Kin (Honorary Secretary)
 Dr. BAO King Hei, Kelvin
 Dr. CHAN Wai Adrian
 Dr. CHOI Yuen Lum Wesley
 Dr. SO Tsz Him
 Dr. WONG Chun Wai, Kenneth
 Dr. WONG Chun Yin, Edwin

(c) CME/CPD Sub-Committee

Dr. CHEUNG Chi Wai, Stephen (Chairman)
 Dr. AU Kwok Hung
 Dr. AU YEUNG Wai San, Andrea
 Dr. CHAN Sze Wun, Winnie
 Dr. CHAN Wai, Adrian
 Dr. CHIU Sau Hin, Sonny
 Dr. IP Jing Kun, Janice
 Dr. KUNG Boom Ting
 Dr. LAM Hiu Yin, Sonia
 Dr. LEE Sing Fun, Paul
 Dr. LEE Siu Hong
 Dr. LI On Chee, Angela
 Dr. TSANG Wai Kan, Kassel
 Dr. YAU Chun Chung

(d) Training Course Sub-Committees

Radiology

Dr. KWOK Kai Yan, Stephen (Chairman)
 Dr. Neeraj Ramesh MAHBOOBANI (Honorary Secretary)
 Dr. CHAN Ho Fung, Tommy
 Dr. CHENG Ka King
 Dr. CHIN Hoi, Kevin
 Dr. CHOI Pak Tat, Frankie
 Dr. HUNG Hiu Yee, Esther
 Dr. LAM Hiu Yin, Sonia
 Dr. LAM Poy Wing, Tina
 Dr. LO Bill, Archie
 Dr. LUI Chun Ying
 Dr. TAM Kwok Fai, Godfrey
 Dr. WONG Kwok Chun
 Dr. YU Chun Hung, Kevin
 Dr. YU San Ming, Peter

Clinical Oncology

Dr. LUK Mai Yee (Chairman)
 Dr. AU Kwok Hung
 Dr. CHAN Kuen
 Dr. CHENG Hoi Ching
 Dr. LAM Ka On
 Dr. LIM Mei Ying, Fiona
 Dr. Sherry NG
 Dr. SHUM Tsui Yu, Tracy
 Dr. Francis TANG
 Dr. TIN Wing Yan, Winnie
 Dr. YAU Sau Han
 Dr. Timothy YIP

Training and Examination Sub-Committee (Nuclear Medicine)

Dr. MA Wai Han, Vivian (Chairman)
 Dr. NG Koon Kiu, David (Honorary Secretary-Training)
 Dr. WONG Sze Chun, Jeremy (Honorary Secretary-Examination)

Dr. HO Wai Yin
Dr. KUNG Boom Ting
Dr. LAM Kwok Kai
Mr. TANG Chung Ting
Dr. WONG Chi Ping
Dr. WONG Yuet Hung Catherine

(e) Accreditation Sub-Committees

Radiology

Dr. WONG Yiu Chung (Convenor)
Dr. CHAN Tak Man, Raymond
Dr. CHENG Ka King
Dr. CHENG Lik Fai
Prof. CHU Chiu Wing, Winnie
Dr. HON Yu Wai, Timothy
Dr. KAN Yee Ling, Elaine
Dr. KWOK Kai Yan, Stephen
Dr. LAM Hiu Yin, Sonia
Dr. LAU Hin Yue
Dr. LI On Chee, Angela
Dr. LO Bill, Archie
Dr. PAN Nin Yuan
Dr. POON Wai Lun
Dr. TAM Kwok Fai
Dr. TANG Yip Kan, Kendrick
Dr. TONG Mei Po, Mabel
Dr. WONG Kwok Chun

Clinical Oncology

Dr. YUEN Kwok Keung (Convenor)
Ms. CHAN Chun Hung, Red
Dr. Francis LEE
Dr. Michael LEE
Mr. LING Wai Man
Dr. WONG Chi Sing, Frank
Dr. WONG Kam Hung
Dr. YEUNG Mei Wan, Rebecca

Nuclear Medicine

Dr. HO Wai Yin (Convenor)
Dr. AU YONG Ting Kun
Dr. CHOI Pak Tat, Frankie
Dr. HUI Yan Ho
Dr. MA Wai Han, Vivian
Mr. TANG Chung Ting
Dr. WONG Sze Chun, Jeremy

(f) Credentialing Sub-Committee

Dr. WONG Yiu Chung (Convenor)
Dr. IP Jing Kun, Janice
Dr. NGAI Wai Tat
Dr. POON Wai Lun
Dr. SZE Chun Kin
Dr. WONG Kam Hung

(g) Subspecialty Board (Palliative Medicine)

Dr. SOONG Sung, Inda (Chairman)
Dr. LUI Cheuk Yu, Louisa (Honorary Secretary)
Dr. TIN Wing Yan, Winnie
Dr. WONG Yiu Chung
Dr. YUEN Kwok Keung

(h) Education & Research Fund Sub-Committee

Dr. CHEUNG Chi Wai, Stephen (Chairman)
Dr. CHAN Tao
Dr. CHAN Yu Leung
Dr. CHOI Ho Keung, Peter
Ms. Ruby FUNG
Dr. LEE Ho Fun, Victor
Dr. YAU Tsz Kok

(i) HKCR 15A Travelling Fellowship Sub-Committee

Dr. POON Wai Lun (Chairman)
Dr. LAW Chun Key
Dr. NGAI Wai Tat
Dr. WONG Ka Tak
Dr. WONG Yiu Chung

II. Finance Committee

Dr. LAM Ka On (Chairman)
Mr. Charles CHAN (Honorary Auditor)
Dr. CHIU Long Fung, Jeffrey (Honorary Secretary)
Dr. CHAN Tze Mun
Dr. LAW Chun Key
Dr. Lilian LEONG
Dr. LEE Yim Ping

III. Membership Committee

Dr. LAW Chun Key (Chairman)
Dr. LEUNG Kwok Cheung (Honorary Secretary)
Dr. CHEUNG Foon Yiu
Dr. CHOI Pak Tat, Frankie
Dr. FUNG Po Yan, Eliza
Prof. KWONG Lai Wan, Dora
Dr. LAI Bing Man
Dr. POON Wai Lun
Dr. TAN Chong Boon

IV. Management Committee of Lilian Leong Oration Fund

Ms. Shelley LEE (Honorary Advisor)
Dr. Lilian LEONG (Honorary Advisor)
Dr. Hector MA (Honorary Advisor)
Dr. Jimmy TANG (Honorary Advisor)
Ms. Penny CHAN
Dr. LAW Chun Key
Dr. FONG Chun Yan
Dr. NGAI Wai Tat
Dr. POON Wai Lun

V. HKJR Editorial Board

Prof. CHU Chiu Wing, Winnie (Editor-in-Chief)
Dr. NGAN Kai Cheong, Roger (Deputy Editor-in-Chief)
Dr. YUEN Ming Keung (Deputy Editor-in-Chief)
Dr. AU YONG Ting Kun
Dr. CHAN Tao
Dr. CHAN Yu Leung
Dr. CHOI Pak Tat, Frankie
Prof. KWONG Lai Wan, Dora
Dr. LEE Yuen Phin, Elaine
Dr. LEE Ho Fun, Victor
Prof. NG Wai Tong
Dr. POON Wai Lun
Dr. WONG Chi Sing, Frank

VI. Constitution Sub-Committee

Dr. KAN Yee Ling, Elaine (Chairman)
Dr. CHAN Chi Sang, James
Dr. CHAN Wai, Adrian
Dr. CHEUNG Chi Wai, Stephen
Dr. KHOO Lai San, Jennifer
Dr. LEE Ho Fun, Victor
Dr. WONG Ka Tak, Jeffrey

VII. Homepage Sub-Committee

Dr. Neeraj Ramesh MAHBOOBANI (Chairman)
Dr. CHIN Wing Yan, Thomas
Dr. FANG Xin Hao, Benjamin
Dr. FUNG Wai Yuk
Dr. LAI Yee Tak, Alta
Dr. TSAI Siu Chun, Chris
Dr. WONG Chun Yin, Edwin
Dr. YU Chun Hung, Kevin

VIII. House Sub-Committee

Dr. KAN Yee Ling, Elaine (Chairman)
Dr. LUK Yiu, Shiobhon (Honorary Secretary)
Dr. KHOO Lai San, Jennifer
Dr. LAI Yee Tak, Alta
Dr. LAW Chun Key
Dr. TSANG Hoi Ching, Hailey
Dr. WONG Ho Ching, Amy
Dr. WONG Sze Chun, Jeremy

IX. Newsletter Sub-Committee

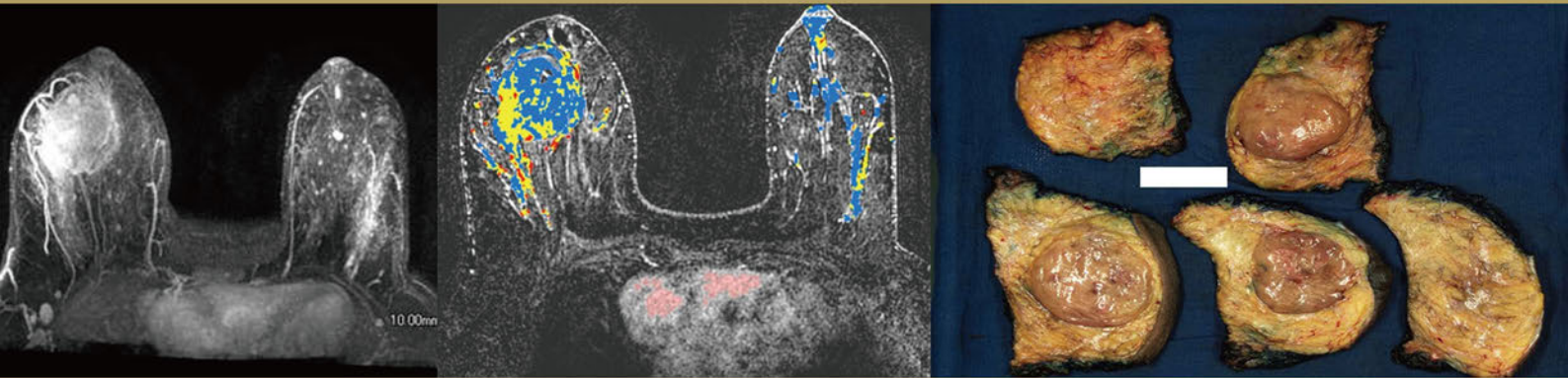
Dr. LUI Chun Ying (Chairman)
Dr. CHAN Pui Kwan, Joyce
Dr. CHAN Wing Lok, Wendy
Dr. DAI Yuk Ling, Eunice
Dr. KAN Yee Ling, Elaine
Dr. Kung Boom Ting
Dr. LUK Yiu, Shiobhon
Dr. SITT Ching Man
Dr. SOONG Sung, Inda

X. Radiation Safety and Protection Sub-Committee

Dr. WONG Yiu Chung (Chairman)
Dr. TSE Kin Sun, Sunny (Honorary Secretary)
Ms. Doris CHOI
Dr. HO Wai Yin
Prof. KHONG Pek Lan
Dr. KWAN Chung Kong
Dr. Joyce LEUNG
Mr. LI Chi Ming Steve
Dr. NGAI Wai Tat
Dr. Francis TANG
Dr. WONG Kam Hung

XI. Executive Committee of HKCR Young Fellows Network

Dr. LAI Ming Hei (Co-convenor)
Dr. WONG Chun Yin, Edwin (Co-convenor)
Dr. FUNG Kin Fen, Kevin
Dr. LEUNG Siu Ting
Dr. Leslie FOK
Dr. Neeraj Ramesh MAHBOOBANI
Dr. WONG Sze Chun



2023 AIRP Course in Hong Kong

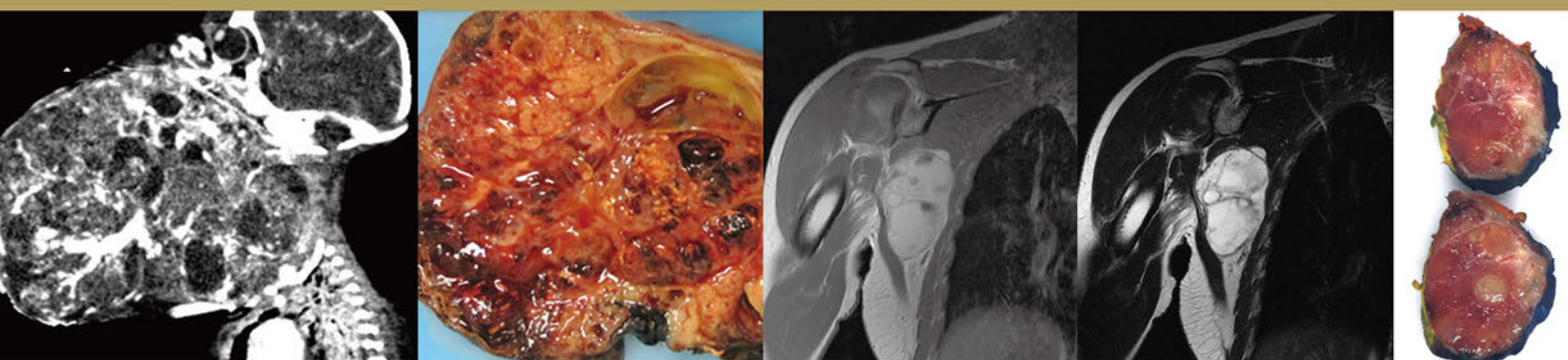
26th - 28th May 2023

Hong Kong Academy of Medicine Jockey Club Building,
Hong Kong SAR, China

Subspecialty Focus:
Breast Imaging
Musculoskeletal Imaging
Pediatric Radiology

The renowned, unique training course for the pathophysiologic understanding of disease as the basis for radiologic interpretation

Stay tuned and learn more at
airp.org and hkcr.org



Our College has the following numbers of members as at 30 June 2022

Status	Number	Status	Number
Honorary Fellow	19	Trainee Member	58
Honorary Member	8	Associate Member	7
Fellow	638	Total	913
Member	183		

List of Fellows admitted from 1 February 2021 till 30 June 2022

Admission date	Name	Specialty	Institute
27 July 2021	Dr. CHENG Ngan Sum Jean	CO	TMH
27 July 2021	Dr. LO Sheung Yan	DR	UCH
27 July 2021	Dr. WONG Ho Ching Amy	DR	PYNEH
25 January 2022	Dr. BAO King Hei Kelvin	CO	QEH
25 January 2022	Dr. CHIN Leanne Han Qing	DR	QMH
25 January 2022	Dr. CHOW Chun Kei Boris	DR	QEH
25 January 2022	Dr. CHOW Daryn Yi Ler	CO	QMH
25 January 2022	Dr. CHUK Yuen Hing Elizabeth	CO	QEH
25 January 2022	Dr. CHUNG Hiu Shun	CO	QEH
25 January 2022	Dr. FUNG King Him	DR	QEH
25 January 2022	Dr. LAI Terence Kin Bong	DR	PMH
25 January 2022	Dr. LEE Yat Sing	DR	TMH
25 January 2022	Dr. SO Kin Wai	DR	UCH
25 January 2022	Dr. TSOI Carita	DR	PWH
25 January 2022	Dr. TSUI Yue Man Therese	CO	QEH
25 January 2022	Dr. WONG Hing Ki Charmaine	DR	UCH
25 January 2022	Dr. WONG Wai Lam	DR	UCH
25 January 2022	Dr. XU Lu	DR	QEH
25 January 2022	Dr. YIP Pui Lam	CO	TMH

List of Members admitted from 1 February 2021 till 30 June 2022

Admission date	Name	Specialty	Institute
23 February 2021	Dr. CHENG Novena Lin Sing	DR	UCH
23 February 2021	Dr. HO Ho Nam	DR	TKOH
30 March 2021	Dr. LIU Ronald	CO	QMH
30 March 2021	Dr. WONG Cheuk Cheuk	CO	QMH
30 March 2021	Dr. WONG Chung Wai	DR	UCH
27 July 2021	Dr. AU Lok Sze Joyce	CO	QMH
27 July 2021	Dr. CHAN Cheuk Fun	CO	PWH
27 July 2021	Dr. CHEUNG Man Fei	CO	QMH
27 July 2021	Dr. HO Isaac	CO	QMH
27 July 2021	Dr. KWOK Pak Wai	CO	TMH
27 July 2021	Dr. LAM Ka Ming	CO	QMH
27 July 2021	Dr. LEUNG Ka Chun	CO	TMH
27 July 2021	Dr. TO Ching Hei	CO	PWH
27 July 2021	Dr. TSE Sze Wa	CO	QEH
27 July 2021	Dr. WONG Hing Yee	CO	QEH
27 July 2021	Dr. WONG Wai Hin	CO	QEH
27 July 2021	Dr. YEUNG Ian	CO	TMH
31 August 2021	Dr. CHAN Ka Wai Gary	NM	QMH
31 August 2021	Dr. CHIU Ka Lun	NM	TMH
31 August 2021	Dr. TSOI Pak Lai	NM	PYNEH
30 November 2021	Dr. CHAN Lok Yee	DR	KWH
30 November 2021	Dr. CHOW Tsz Ho	DR	PWH
30 November 2021	Dr. HAYAT Nicolo	DR	KWH
30 November 2021	Dr. JIM Wing Hong	DR	TMH
30 November 2021	Dr. YIP Franco Chi Tat	DR	TMH
28 December 2021	Dr. CHEUNG Chun Hei Lewey	DR	PMH
28 December 2021	Dr. HUI Ka Luen	DR	QEH
28 December 2021	Dr. LEUNG Hiu Yung	DR	PYNEH
28 December 2021	Dr. MOK Kar Yan Natalie	DR	QMH
28 December 2021	Dr. TSE Tak Mong Desmond	DR	PYNEH
28 December 2021	Dr. WONG Ho Ting Christie	DR	QMH
25 January 2022	Dr. CHAN Ho Yi	DR	PYNEH
25 January 2022	Dr. CHIANG Yan Wa	DR	PYNEH
25 January 2022	Dr. HOON Oi Hang	DR	PYNEH
25 January 2022	Dr. LEE Kelsey Kimyin	DR	KWH
22 February 2022	Dr. LEE Bo Yee	DR	PMH

Admission date	Name	Specialty	Institute
22 February 2022	Dr. LEE Yee Ting	DR	PWH
22 February 2022	Dr. WONG Katherine	DR	NDH
29 March 2022	Dr. PUN Amrit	DR	TMH
26 April 2022	Dr. WONG Hiu Ching	CO	TMH
31 May 2022	Dr. HO Chun Yee Ryan	CO	QEH
31 May 2022	Dr. WONG Pui	CO	TMH
28 June 2022	Dr. LAU Yuen Hang	CO	QEH
28 June 2022	Dr. LO Phoebe Hiu Wai	DR	PMH
28 June 2022	Dr. WAN Lok Yi	CO	QEH

List of Trainee Members admitted from 1 February 2021 till 30 June 2022

Admission date	Name	Specialty	Institute
30 March 2021	Dr. CHAN Jasmine Ka-Lei	NM	PYNEH
27 April 2021	Dr. WONG King Nam Edmond	CO	PMH
31 August 2021	Dr. CHAN Chau Kuen	DR	PYNEH
31 August 2021	Dr. CHAN Chui Ching	CO	QEH
31 August 2021	Dr. CHAN Ka Yu	DR	PYNEH
31 August 2021	Dr. CHEUNG Chun Lam	CO	QEH
31 August 2021	Dr. CHEUNG Chun Yiu	DR	UCH
31 August 2021	Dr. CHEUNG Ho Yan Michelle	NM	PYNEH
31 August 2021	Dr. CHEUNG Sze Yui	DR	UCH
31 August 2021	Dr. CHIU Hiu Wah	DR	HKCH
31 August 2021	Dr. CHIU Wing Tung	DR	PYNEH
31 August 2021	Dr. CHU Jocelyn Wai-Ling	NM	TMH
31 August 2021	Dr. CHUNG Ching Lilianna	DR	UCH
31 August 2021	Dr. HAU Stanley Kai-tung	DR	QMH
31 August 2021	Dr. HO Cheuk Sang	CO	QEH
31 August 2021	Dr. HO Han Chung Gary	DR	PYNEH
31 August 2021	Dr. HO Natalie Tze Ying	DR	PWH
31 August 2021	Dr. HUI See Fun	NM	QEH
31 August 2021	Dr. KONG Tai Wai	NM	PYNEH
31 August 2021	Dr. KWOK Wing Yee	CO	QMH
31 August 2021	Dr. LAU Jennie Ka Ching	DR	PWH
31 August 2021	Dr. LEE Pik Hey	DR	KWH
31 August 2021	Dr. LI Man Kwun Andrew	DR	QMH
31 August 2021	Dr. LIT Yee Ting	DR	PMH
31 August 2021	Dr. SHEN Chung Hang Pascale	DR	PWH
31 August 2021	Dr. TANG Peggy Bik Kei	DR	QEH
31 August 2021	Dr. WONG Cheuk Sze Cathy	CO	PYNEH
31 August 2021	Dr. WONG Ching Tung	DR	KWH
31 August 2021	Dr. WONG Hin Man	DR	QMH
31 August 2021	Dr. WONG Ho Ching Gigi	DR	TMH
31 August 2021	Dr. WONG Katherine	DR	NDH
31 August 2021	Dr. WONG Man Yee	DR	TMH
31 August 2021	Dr. YANG James	DR	TMH
31 August 2021	Dr. YU Cindy Wing Sze	DR	NDH
17 September 2021	Dr. LEUNG Chun Ho	CO	PYNEH
17 September 2021	Dr. LI Kam To	DR	PMH
17 September 2021	Dr. SIN Long Hin	DR	TMH
17 September 2021	Dr. SO Ching	CO	PYNEH
17 September 2021	Dr. TSE Lok Hei	CO	PMH
17 September 2021	Dr. WANG Pricila Tien Yan	DR	PMH
17 September 2021	Dr. WU Lap Yin	DR	PMH
26 October 2021	Dr. CHAN Ka Hei	CO	TMH
26 October 2021	Dr. LEE Bo Yee	DR	PMH
26 October 2021	Dr. LEE Man Pok	CO	PWH
26 October 2021	Dr. YICK Chin Hong	CO	TMH
28 December 2021	Dr. WONG Yuk Kit Kelvin	CO	QMH
22 February 2022	Dr. LOCKE Michael Ka Yung	DR	QMH
29 March 2022	Dr. WANG Chun Ting	DR	UCH
26 April 2022	Dr. CHAN Yin Chung Andi	DR	NDH
26 April 2022	Dr. CHUNG Pui Man	DR	PMH
26 April 2022	Dr. LEE Matthew Jun Dok	DR	QMH
26 April 2022	Dr. TAM Kin Shing	DR	NDH

List of Associate Member admitted from 1 February 2021 till 30 June 2022

Admission date	Name	Specialty	Institute
30 March 2021	Dr. LEE Hoi Ching Heather	DR	PMH



“May I ask you a stupid question?”

On one fine Saturday morning last June, a Whatsapp message popped up that read “May I ask you a stupid question?”. I replied yes as the one who was asking me was a very intellectual person whom I always gained wisdom from. “Are you 40-year-old now?”. It wasn’t a stupid question but the subsequent question from her asking if I were willing to be nominated for the Ten Outstanding Young Persons (TOYP) Award did silence me for a while. I could only say no because I had no idea about how to be one but she insisted I have possessed all the essential elements. And she is Dr. Janice Tsang, TOYP 2014.

Let’s put aside the award, the experience of going through the selection process was truly rewarding. It gave me the opportunity to reflect on what I have done so far. I could then consolidate my strengths and weaknesses and go further. I am deeply honoured to be a teaching Faculty in HKU, be involved in cutting-edge oncology researches and building up of major healthcare facilities across the borders, and committed to various charity/ community projects. I am so grateful to all those who have raised me up to what I am now: my family, my friends, my colleagues and all my mentors! A very heartfelt thanks to HKCR, especially Dr. Lilian Leong, Dr. CK Law and Dr. YC Wong, who have given me vast opportunities to serve and to learn.

There is no stupid question but stupid answer as I realise through the process of nomination and award. I have met a lot of young and bright young colleagues in the HKCR who are relentlessly contributing to the society through service, education, research, and community work, etc. I hope they can keep the momentum and continue to enjoy what they are doing, doing goods for our professions and society. I will be glad to give anyone a hand (or a call) if he/she is keen to better himself/ herself and be ready to say yes to every challenge ahead! 🍷



FRCR 2022 Examination Schedule

Spring 2022

Tuesday, 22 nd February 2022	First FRCR in Clinical Oncology (Cancer Biology & Radiobiology / Clinical Pharmacology)
Wednesday, 23 rd February 2022	First FRCR in Clinical Oncology (Medical Statistics / Physics)
Thursday, 24 th February 2022	Final (Part A) FRCR in Clinical Oncology
Thursday, 17 th March 2022	First FRCR in Clinical Radiology (Physics)
Friday, 18 th March 2022	First FRCR in Clinical Radiology (Anatomy)

Summer 2022

Tuesday, 14 th June 2022	Final (Part A) in Clinical Radiology
Wednesday, 15 th June 2022	Final (Part A) in Clinical Radiology
Thursday, 16 th June 2022	First FRCR in Clinical Radiology (Physics)
Friday, 17 th June 2022	First FRCR in Clinical Radiology (Anatomy)

Autumn 2022

Tuesday, 6 th September 2022	First FRCR in Clinical Oncology (Cancer Biology & Radiobiology / Clinical Pharmacology)
Wednesday, 7 th September 2022	First FRCR in Clinical Oncology (Medical Statistics / Physics)
Thursday, 8 th September 2022	Final (Part A) FRCR in Clinical Oncology
Thursday, 15 th September 2022	First FRCR in Clinical Radiology (Physics)
Friday, 16 th September 2022	First FRCR in Clinical Radiology (Anatomy)

Winter 2022

Tuesday, 15 th November 2022	Final (Part A) in Clinical Radiology
Wednesday, 16 th November 2022	Final (Part A) in Clinical Radiology

Dr. Joyce Chan
Hong Kong Children's Hospital



▲ HKCH day view, Photo credit: Dr. Wendy Lam



With the vision and leadership of Dr. Elaine Kan, our radiology team at Hong Kong Children's Hospital (HKCH) is delivering exceptional sedation service for children undergoing radiological procedures. This has recently been recognized and featured in Radiological Society of North America's April news article of "Creativity, collaboration help radiology departments choose appropriate sedation for children" (<https://www.rsna.org/news/2022/april/Pediatric-Sedation>).

Prioritizing our young patients' imaging experience while upholding safe and quality care, we work closely with the Department of Anesthesiology and Peri-operative Medicine to provide safe options to keep children still for imaging. Patients are triaged into "feed-and-sleep", mock scan without sedation and sedation as appropriate, tailored to individual child's need and specific to each imaging procedure.

"Feed-and-sleep" utilizes patients' natural feeding and sleeping pattern to make them sleep through imaging, suitable for babies having non-painful imaging. Collaborating with play specialists, our MRI simulator provides mock scans which replicate the confined space and noises during MRI scanning. Carefully selected kids rehearse in a fun way and most of them are empowered by the process and can get through actual imaging without sedation.

When sedation is needed, our sedation service is a one-stop-anesthesiologists-led service, enabling patients to undergo pre-sedation assessment at anesthesiologist-led pre-sedation clinic. On the day of imaging, they can go for imaging directly without prior admission. The whole imaging and sedation process is carried out in the radiology department within a couple of hours under supervision by anesthesiologists, providing a streamlined and safe workflow.

Dr. Elaine Kan is dedicated and passionate in providing top-notch, safe and quality care for children, at the same time having children's experience and feelings at heart when mapping out priorities of our services. She welcomes and fosters new ideas, empowers her team and creates the environment for teams to collaborate. We look forward to seeing the team she leads to advance further in providing child-centered family-friendly service, achieving greater heights in pediatric imaging. 📌



▲ HKCH evening view, Photo credit: Dr. Wendy Lam

Forthcoming Meetings in 2022

Date	Event	Venue	Website
25-27 February 2022	2022 VIRTUAL SNMMI Mid-Winter & ACNM Annual Meeting	Virtual	https://mwm.snmmi.org/iMIS/SNMMI-MWM
27 February - 4 March 2022	Society of Abdominal Radiology (SAR) 2022 Annual Meeting in Arizona, USA	Hybrid	https://abdominalradiology.org/sar-subpages/annual-meeting/
26-27 March 2022	Abdominal Radiology Group of Australia & New Zealand (ARGANZ) Meeting 2022	Sydney, Australia	https://www.arganz.org/index.php/speakers-2022.html
1-5 May 2022	2022 ARRS Annual Meeting in New Orleans, USA	Hybrid	https://www2.arrs.org/am22/
6-10 May 2022	ESTRO 2022 in Copenhagen, Denmark	Hybrid	https://www.estro.org/Congresses/ESTRO-2022
13-15 May 2022	The 52 nd Annual Scientific Meeting of the Australian and New Zealand Society of Nuclear Medicine (ANZSNM)	Brisbane, Australia	https://eventstudio.eventsair.com/anzsnm-2022/
27-29 May 2022	10 th IDKD Asia 2022: Body Oncology	Singapore	https://www.idkd.org/cms/idkd-asia-singapore
14-18 May 2022	The Symposium Neuroradiologicum XXII and the ASNR 2022 Annual Meeting in New York, USA	Hybrid	https://www.asnr.org/annualmeeting/
3-7 June 2022	2022 American Society of Clinical Oncology Annual Meeting (ASCO 2022 in Chicago, USA)	Hybrid	https://meetings.asco.org/am/meeting-info
11-14 June 2022	The Society of Nuclear Medicine & Molecular Imaging (SNMMI) 2022 Annual Meeting in Vancouver, Canada	Hybrid	https://am.snmmi.org/iMIS/SNMMI-AM
6-10 June 2022	The 56 th Annual Meeting and the 42 nd Post Graduate Course of the European Society of Paediatric Radiology (ESPR)	Marseille, France	https://espr2022.org/
24-26 June 2022	15 th Congress of Asian Society of Cardiovascular Imaging (ASCI 2022 Hong Kong)	Hybrid	https://www.asci-2022.org/
13-17 July 2022	European Congress of Radiology 2022 (ECR 2022 in Vienna, Austria)	Hybrid	https://www.myesr.org/congress
7-11 September 2022	13 th Congress of the World Federation of Nuclear Medicine and Biology (WFNMB 2022 in Kyoto, Japan)	Hybrid	http://www2.c-linkage.co.jp/wfnmb2022/
9-13 September 2022	ESMO 2022 Congress in Paris, France	Hybrid	https://www.esmo.org/meetings/esmo-congress-2022
20-24 September 2022	20 th Asian Oceanian Congress of Radiology & 78 th Annual Meeting of the Korean Society of Radiology (AOCR 2022 & KCR 2022 in Seoul, Korea)	Hybrid	https://aocr2022.org/
28 September - 1 October 2022	International Society of Paediatric Oncology (SIOP 2022)	Barcelona, Spain	https://siop-congress.org/
15-19 October 2022	35 th Annual Congress of the European Association of Nuclear Medicine (EANM)	Barcelona, Spain	https://eanm22.eanm.org/
23-26 October 2022	2022 ASTRO Annual Meeting in San Antonio, USA	Hybrid	https://www.astro.org/Meetings-and-Education/Micro-Sites/2022/Annual-Meeting
27-30 October 2022	RANZCR 72 nd Annual Scientific Meeting (RANZCR 2022)	Adelaide, Australia	https://www.ranzcr2022.com/
12-13 November 2022	The 30 th Annual Scientific Meeting of HKCR	Virtual	https://www.hkcr-asm.org/
27 November - 1 December 2022	The Radiological Society of North America's 108 th Scientific Assembly and Annual Meeting (RSNA 2022 in Chicago, USA)	Hybrid	https://www.rsna.org/annual-meeting

HKCR Council Meeting Dates in 2022

25 January 2022	26 April 2022	26 July 2022	25 October 2022
22 February 2022	31 May 2022	30 August 2022	29 November 2022
29 March 2022	28 June 2022	16 September 2022	20 December 2022



Date of Oral Examination	28 March 2023
Application Closing Date	27 January 2023 – 6:00p.m.
Examination Fee	HK\$16,500
Examination Venue	Hong Kong
Apply to	Hong Kong College of Radiologists

NOTES:

1. Please read the Guidance Notes for Examination Candidates carefully before submitting an application. This document contains important information to assist with submission of an acceptable application.
2. Applicants should have completed the Palliative Medicine Subspecialty Training Programme of Hong Kong College of Radiologists and submit the following documents to the Secretariat Office of Hong Kong College of Radiologists for assessment by **Palliative Medicine Subspecialty Board before 27 September 2022**:
 - i. The Case Portfolio Learning comprised of 4 case log-books, unless exempted
 - ii. The Audit report, unless exempted
3. Applications will only be processed if applicants reach the required standard in the assessment of case portfolio learning and audit project. Confirmation Letter of eligibility to sit for the Palliative Medicine Board Examination will be issued to applicants before 27 January 2023.
4. Eligible applicants should have submit the following documents to the Secretariat Office of Hong Kong College of Radiologists for application **before 27 January 2023**:
 - i. Completed application form with two recent passport sized photographs
 - ii. Letter(s) from supervisor(s) commenting on candidate's performance during his/her clinical training in palliative medicine and certifying the periods of palliative medicine subspecialty training and higher specialist training in clinical oncology after passing Part II Fellowship Examination in Clinical Oncology of Hong Kong College of Radiologists
 - iii. Confirmation letter of eligibility to sit for the Palliative Medicine Board Examination 2023
 - iv. Three hard copies of your dissertation of not less than 5,000 words and not more than 20,000 words, together with an electronic copy on a USB Flash Drive
 - v. Cheque for the Palliative Medicine Board Examination of Hong Kong College of Radiologists should be made payable to "**Hong Kong College of Radiologists**".
5. Please address any queries, correspondence and application forms concerning the Examination to Hong Kong College of Radiologists.

Hong Kong College of Radiologists

Room 909, 9/F, Hong Kong Academy of Medicine Jockey Club Building
 99 Wong Chuk Hang Road, Aberdeen, Hong Kong SAR
 Telephone: (852) 2871 8788 Facsimile: (852) 2554 0739 E-mail: enquiries@hkcr.org

Obituary – Professor Lee Tak Hong



Image source from Prof. LEE Tak Hong's LinkedIn

Hong Kong College of Radiologists is saddened by the loss of Prof. Lee Tak Hong, Honorary Clinical Professor of Department of Medicine at the University of Hong Kong and the former President (2014-2017) of Hong Kong Institute of Allergy.

Prof. Lee graduated from the University of Cambridge in 1972 and served in numerous capacities in the United Kingdom such as former President of the British Society of Allergy and Clinical Immunology and chaired the Royal College of Physicians and Royal College of Pathologists Joint Committee for Immunology and Allergy. He was appointed a CBE in the Queen's Birthday Honours for his contributions to Asthma and Allergy research in 2012. In the same year, he became the inaugural Director of the new Allergy Centre in Hong Kong Sanatorium & Hospital.

Our College invited Prof. Lee to be one of the authors of the Position Statement on Steroid Premedication for Intravascular Administration of Iodinated Contrast Media in 2019. Prof. Lee provided his professional knowledge and advice on allergic and physiological reactions related to iodinated contrast media, in every aspect from pathophysiology to patient management. Our partnership established a model of cross specialty collaboration to enhance patient care. The Statement was published in August 2020 and was the first College publication on the pertinent subject in our locality. It became the standard adopted by radiologists in Hong Kong, with numerous patients benefited from the standardized practice. This challenging task could not have been accomplished without the contribution from Prof. Lee.

Prof. Lee had received many honours and awards in Immunology and Allergy in recognition of his tremendous contribution and devotion to the profession. He will be dearly missed, and his legacy will always be remembered. 🍀

The Council (2021-2022)

PRESIDENT

Dr. C.K. Law
羅振基醫生

SENIOR VICE-PRESIDENT

Dr. W.L. Poon
潘偉麟醫生

VICE-PRESIDENT

Dr. K.K. Yuen
袁國強醫生

WARDEN

Dr. Y.C. Wong
王耀忠醫生

HONORARY TREASURER

Dr. K.O. Lam
林嘉安醫生

HONORARY SECRETARY

Dr. Elaine Y.L. Kan
簡以靈醫生

COUNCIL MEMBERS

Dr. Joyce P.K. Chan
陳沛君醫生

Dr. Danny H.Y. Cho
曹慶恩醫生

Dr. W.Y. Ho
何偉然醫生

Dr. K.Y. Kwok
郭啟欣醫生

Dr. Alta Y.T. Lai
黎爾德醫生

Dr. C.C. Law
羅志清醫生

Dr. C.Y. Lui
呂振英醫生

Dr. Hector T.G. Ma
馬天競醫生

Dr. K.H. Wong
黃錦洪醫生

HONORARY LEGAL ADVISOR

Mrs. Mabel M. Lui
呂馮美儀女士

HONORARY AUDITOR

Mr. Charles Chan
陳維端先生

FOUNDING PRESIDENT & IMMEDIATE PAST PRESIDENT

Dr. Lilian L.Y. Leong
梁馮令儀醫生

EXECUTIVE OFFICERS

Ms. Karen Law
羅雅儀小姐

Ms. Phyllis Wong
黃詩汝小姐

Editorial Board

Dr. LUI Chun Ying
Dr. CHAN Pui Kwan Joyce
Dr. CHAN Wing Lok Wendy
Dr. DAI Yuk Ling, Eunice
Dr. KAN Yee Ling Elaine
Dr. KUNG Boom Ting
Dr. LUK Yiu, Shiobhon
Dr. SITT Ching Man
Dr. SOONG Sung, Inda

HONG KONG COLLEGE OF RADIOLOGISTS

Address: Rm 909, 9/F, Hong Kong Academy of Medicine Jockey Club Building,
99 Wong Chuk Hang Road, Aberdeen, Hong Kong

Tel.: (852) 2871 8788 Fax.: (852) 2554 0739

E-mail: enquiries@hkcr.org Homepage: www.hkcr.org