



# Newsletter

## HONG KONG COLLEGE OF RADIOLOGISTS

Spring  
Issue  
2012

### INSIDE THIS ISSUE

- 01 President's Jotting
- 03 Message from the Editor
- 04 The Royal College of Radiologists – Examination Calendar 2012
- 05 RCR & HKCR Joint Final Examinations for the Fellowship 2012
- 06 College Exit Assessment Successful Candidates
- 07 HKCR 15A Travelling Fellowship - Clinical attachment at the Cardiovascular Magnetic Resonance Unit, Royal Brompton Hospital, London, United Kingdom
- 09 Electronic Fellowship Examination in Hong Kong Academy of Medicine Jockey Club Building
- 10 Do You Know?
- 14 Ho Hung Chiu Medical Education Foundation Lecture and Commissioned Training on Thoracic imaging - Professor Kyung Soo Lee, Chairman of Radiology Department in the Samsung Medical Center of Korea
- 15 Meetings with our Honorary Legal Advisor, Honorary Auditor and Hang Seng Investment Management Limited (HSVM)
- 16 Breast/Lung Cancer Symposium
- 17 Unveiling Ceremony of World Health Organization (WHO) Collaborating Centre for Smoking Cessation and Treatment of Tobacco Dependence  
Call for Application of HKCR Education and Research Fund
- 18 Scientific Symposium: "NETour 2012 - Stopping symptoms, controlling tumours"
- 19 The 3<sup>rd</sup> Oncology Forum of Hong Kong
- 20 20<sup>th</sup> Annual Scientific Meeting of HKCR
- 21 Leisure Corner
- 23 Membership Status
- 24 Forthcoming Meetings in 2012

## President's Jotting

Dr. Law Chun Key

**“The training centre accreditation came up with very fruitful results that would ensure a high level of standard in the training of the next generation.”**

No doubt the headlines in the first half year of 2012 in Hong Kong would be the election campaign of the new Chief Executive of the HKSAR and the subsequent handover of the Government Administration, flooded with rumours of changes in the heads of various bureaux, including that of Health, and clouded with uncertainties. For us in the College, to maintain standards of Radiology in Hong Kong, life went on as usual. For the majority of our Fellows serving in the frontline, the challenges persisted, both academically and socially.

The greatest event of all in these past months was the training centre accreditation exercise every 5 years. After hours and days of on-site visits and more so in preparing reports and almost endless deliberations at various levels of Subcommittees & Committees up to the Council, we are glad to come up with very fruitful results that would ensure a high level of standard in the training of the next generation of radiologists. To accomplish such a mammoth task, the College is very grateful to the following

dedicated team members: For Radiology: Dr. WONG Yiu Chung (Convenor), Dr. Lilian LEONG, Dr. LAM Hon Shing, Dr. YUEN Ming Keung, Dr. LO Kit Lin Kitty, Dr. SIM Shiu Wah, Dr. CHAN Chi Sang James, Dr. IU Po Ping, Dr. LEE Sing Fun Paul, Dr. KHOO Lai San Jennifer, Dr. CHEUNG Yuk Ling, Dr. LAU Kam Ying, Dr. MA Ka Fai Johnny, Prof. Ann KING, Dr. CHEUNG Chi Wai Stephen, Dr. KAN Wai Kuen, Dr. YIP Wai Chun Andrew, Dr. LEONG Heng Tat, Dr. MAN Chi Wai and Prof. CHU Kent Man. For Clinical Oncology & Palliative Medicine: Dr. WONG Kam Hung (Convenor), Dr. LEUNG To Wai, Dr. YAU Tsz Kok, Dr. WONG Chi Sing Frank, Mr. Charlie CL CHAN, Ms. Joyce LEUNG, Ms. Jade CY LAM and Ms. Maria PI. For Nuclear Medicine: Dr. NGAI Wai Tat (Convenor), Dr. HO Wai Yin, Dr. MA Kwok Man, Dr. TONG Cheuk Man and Dr. Francis TANG. The Council highly appreciated and is most grateful for their efforts in making the accreditation visits and for their invaluable recommendations. We are also grateful to have the assistance

of external assessors in these visits, and special thanks go to The College of Surgeons of Hong Kong with their continuous support for nomination of four surgical specialists for Radiology visits. Their presence and precious inputs were most valuable to enable the assessment to the centres more comprehensive and provide important insights in refining the future training system of our College.


Same as accreditation, credentialing is always an important issue in modern medical profession. With the persistent and immense driving force from the Academy, all Colleges were requested to identify a few significant high risk procedures for their specialties for setting up standard of practice. Our College had sent a questionnaire on high-risk procedures to our Fellows and members in February-March 2012 for compiling their views. We truly appreciate the various feedbacks received from our members, and after deliberation by our College Council and Education Committee, we had submitted "Radiofrequency Ablation of Tumors" and "Aortic Stent Grafting" as high risk procedures to the Academy. Our College would subsequently draft the guidelines for the submitted procedures as advised by the Academy. It is understandable that credentialing is a diligent and long-term process, collective efforts of our members from both public and private sectors would be essential to the achievement of this project.

On the examination side, following the success in running the electronic format of Examinations, an Electronic Examination Working Group headed by Dr. CY Lui was formed to design and manage the workflow for preparing the electronic format of First FRCR Anatomy Examination and Rapid Reporting sessions of Part B of Joint Final Examination for the Fellowship in Clinical Radiology. Please refer to a separate article on this topic in this issue of the Newsletter. A trial run of the examination set-up was successfully held on 9 February 2012. Meanwhile, the House Subcommittee has further refined the logistics for Fellows to make full use of the computing hardwares: To facilitate vetting of the application for renting of computers in the HKCR warehouse for an event, booking application form and

the Final Program of the event, together with payment, must be received at least four weeks prior to the event.

On the training side, soon after Dr. Sherwin Lo had returned in March from his clinical attachment at the Cardio-vascular Magnetic Resonance Unit, Royal Brompton Hospital, London, United Kingdom, as the recipient of the HKCR 15A Travelling Fellowship 2011, the College held an interview for applicants for the HKCR 15A Travelling Fellowship 2012 on 24 April 2012. I am glad to report that we had selected two successful candidates, Dr. KWOK King Ming (Department of Radiology of Princess Margaret Hospital) and Dr. WONG Cheuk Kei Kathy (Department of Radiology of Tuen Mun Hospital) as our College ambassadors. Dr. Kwok planned to receive training in PET/CT and Radionuclide Imaging at the Imperial College Healthcare NHS Trust and Dr. Wong in Cardiac Imaging at The Heart Hospital in London.

On external affairs, our College continued to foster closer ties with fellow societies and colleges outside Hong Kong. Dr. Lilian Leong had represented the College to attend the Annual Meeting of International Radiology Quality Network (IRQN) held at the European Congress of Radiology (ECR) in Vienna, Austria on 2 March 2012. Dr. Stephen Cheung attended the Executive Council Meeting of the Asian Oceanian Society of Radiology (AOSR) in Yokohama, Japan, on 13 April 2012. Most recently, Dr. Leong had represented the College to attend the International Assembly of International Society of Radiology (ISR) held during the International Congress of Radiology (ICR 2012) in Sao Paulo, Brazil, on 3-6 May 2012. In the coming few months, we will have many overseas meetings to attend, i.e. (1) the presentation of the final report of ASCI 2011 during the Executive Council meeting at ASCI 2012 in Bangkok, Thailand, on 8 June 2012 (please note that the ASCI 2011 Hong Kong is the most successful ASCI Congress in terms of the number of participants and positive returns since the founding of ASCI); (2) the 46<sup>th</sup> Malaysia-Singapore Congress of Medicine organized by the Academy of Medicine



of Malaysia in Kuala Lumpur, Malaysia on 12-14 July 2012; (3) the Council Meeting of the Officers and National Delegates of the Asian Oceanian Society of Neuroradiology and Head & Neck Radiology

(AOSNHNR) and the 8<sup>th</sup> Asian Oceanian Congress of Neuroradiology (AOCNR 2012) in Bangkok, Thailand on 31 July – 3 August 2012; and (4) the 14<sup>th</sup> Asian Oceanian Congress of Radiology (AOCR) combined with 63<sup>rd</sup> Annual Scientific Meeting of the Royal Australian and New Zealand College of Radiologists (RANZCR) in Sydney, Australia on 30 August –

2 September 2012. I am happy to report that a booklet of “History of AOSR At A Glance 1969 - 2011”, published by Dr. Lilian Leong and co-authored by Prof. William Hare and Prof. Kenneth Thomson, will be distributed to all member societies of AOSR during the meeting in Australia. Copies of this booklet will also be put into the conference bag of our College’s coming 20<sup>th</sup> Annual Scientific Meeting 2012. Don’t miss the opportunity to join this most important academic function of the College annually!

Lastly and as usual, I would like to take this opportunity to express my deepest appreciation and heartiest gratitude to all members of the Council, Committees, Subcommittees and our Secretariat team, led by Ms. Karen Law. Without their efforts our College’s functions could never be so successfully carried out.

On the eve of new changes, let’s get well prepared. Wish you all a happy summer. ☘

## Message from the Editor

Dr. Lui Chun Ying

This issue again brings you a new look of the Newsletter. Thanks for the dedicated work from the page editing team led by Dr. Julian Fong!

In this issue’s ‘Do You Know?’, we’re featuring Prof. Ho Hung Chiu and his contributions to radiology and oncology society in various aspects. In preparing this article we had made tremendous effort in research. Thanks to Dr. Kung Boom Ting and all those who helped in the production of this article, and special appreciation to Dr. Tung Yuk and Ho Hung-Chiu Medical Education Foundation for providing a lot of information and precious photos.

Dr. Shiobhon Luk again brings us interesting photos in the Leisure Corner. You may take a break and enjoy! Please don’t hesitate to submit yours to us.

In this issue, we also reported many important College functions and educational activities and it’s glad to see many Fellows and members supporting these events. Also, our 20<sup>th</sup> ASM is coming soon, please do register early. ☘





# The Royal College of Radiologists – Examination Calendar 2012

## Spring 2012

Monday, 27 February 2012	First FRCR in Clinical Oncology (Cancer Biology & Radiobiology / Clinical Pharmacology)
Tuesday, 28 February 2012	First FRCR in Clinical Oncology (Medical Statistics / Physics)
Wednesday, 29 February 2012	Final FRCR (Part A) in Clinical Oncology
Monday, 5 March 2012	First FRCR in Clinical Radiology (Physics)
Tuesday, 6 March 2012	First FRCR in Clinical Radiology (Anatomy)
Monday, 12 March 2012	Final FRCR (Part A) in Clinical Radiology (Cardiovascular / Musculoskeletal)
Tuesday, 13 March 2012	Final FRCR (Part A) in Clinical Radiology (Gastro-intestinal / Genito-urinary)
Wednesday, 14 March 2012	Final FRCR (Part A) in Clinical Radiology (Paediatrics / Neuroradiology)

## Summer 2012

Monday, 11 June 2012	First FRCR in Clinical Radiology (Physics)
Tuesday, 12 June 2012	First FRCR in Clinical Radiology (Anatomy)

## Autumn 2012

Tuesday, 11 September 2012	First FRCR in Clinical Oncology (Cancer Biology & Radiobiology / Clinical Pharmacology)
Wednesday, 12 September 2012	First FRCR in Clinical Oncology (Medical Statistics / Physics)
Wednesday, 5 September 2012	Final FRCR (Part A) in Clinical Oncology
Monday, 10 September 2012	First FRCR in Clinical Radiology (Physics)
Tuesday, 11 September 2012	First FRCR in Clinical Radiology (Anatomy)
Wednesday, 12 September 2012	First FRCR in Clinical Radiology (Anatomy)
Monday, 17 September 2012	Final FRCR (Part A) in Clinical Radiology (Cardiovascular / Musculoskeletal)
Tuesday, 18 September 2012	Final FRCR (Part A) in Clinical Radiology (Gastro-intestinal / Genito-urinary)
Wednesday, 19 September 2012	Final FRCR (Part A) in Clinical Radiology (Paediatrics / Neuroradiology)

## JOINT FINAL EXAMINATIONS FOR THE FELLOWSHIP CLINICAL RADIOLOGY (PART B) / CLINICAL ONCOLOGY (PART A & B)

### EXAMINATION DATES 2012

Examination	Clinical Radiology (Part B)	*Clinical Oncology (Part A)	*Clinical Oncology (Part B)
Examination Dates	Week commencing 22 October 2012	5 September 2012	Week commencing 22 October 2012
Application Closing Date	20 July 2012 – 4:00p.m.	22 June 2012 – 4:00p.m.	
Examination Fee	HK\$19,035.00	HK\$12,320.00	HK\$17,560.00
Examination Venue	Hong Kong		
Admission Ceremony Date	27 October 2012		
Apply to	Hong Kong College of Radiologists		

\*With effect from the Spring 2011 sitting, the Final FRCR Examination in Clinical Oncology will formally become a two part examination. The Final FRCR Part A Examination will comprise the two Single Best Answer question papers. The Final FRCR Part B Examination will comprise the oral and clinical components. Candidates may apply for the same sitting of the Final FRCR Part A examination and the Final FRCR Part B examination, but must have achieved success in the Final FRCR Part A examination before permitted to subsequently attempt the Final FRCR Part B examination. **The HK\$12,320 fee reflects the Joint Final (Part A) Examination only while HK\$17,560 fee reflects the Joint Final (Part B) Examination only.** Candidates wishing to have the option to attempt both parts (A and B) must submit two separate payments with their application form: one for the Joint Final (Part A) Examination and a second for the Joint Final (Part B) Examination (see below). Once the results from the Joint Final (Part A) Examination are published, the second payment will not be processed, and that paperwork destroyed, if the candidate has not been successful. If the candidate is successful, the second payment will be taken at that stage.

#### NOTES

- Please read **Guidance Notes for Examination Candidates** carefully before submitting an application. This document contains important information to assist with submission of an acceptable application.
- Candidates should submit four passport-sized photographs with their application form.
- Cheques for the Joint Examination for the Fellowship should be made payable to "Hong Kong College of Radiologists".
- Please address any queries, correspondence and application forms concerning the Joint Examinations for the Fellowship to the Hong Kong College of Radiologists.
- The Royal College of Radiologists will additionally hold its own examinations as detailed below.

First FRCR Examination in Clinical Radiology	Spring 2012, Summer 2012 and Autumn 2012
Final FRCR Examination Part A in Clinical Radiology	Spring 2012 and Autumn 2012
Final FRCR Examination Part B in Clinical Radiology	Spring 2012 and Autumn 2012
First FRCR Examination in Clinical Oncology	Spring 2012 and Autumn 2012
Final FRCR Examination Part A in Clinical Oncology	Spring 2012 and Autumn 2012
Final FRCR Examination Part B in Clinical Oncology	Spring 2012 and Autumn 2012

It will be possible to sit Part A of the Final FRCR Examination in Clinical Radiology/Clinical Oncology in Hong Kong at both the Spring and Autumn 2012 sittings. Full details of all 2012 FRCR Examinations may be obtained from the Examinations Secretary at the Royal College of Radiologists, to whom applications must be submitted.

#### Hong Kong College of Radiologists

Room 909, 9/F, Hong Kong Academy of Medicine Jockey Club Building  
99 Wong Chuk Hang Road, Aberdeen, HONG KONG  
Telephone: +852-2871 8830  
Facsimile: +852-2554 0739  
E-mail: enquiries@hkcr.org

#### The Royal College of Radiologists

38 Portland Place, London, W1B 1JQ  
UNITED KINGDOM  
Telephone: +44(0)-20-7636 4432  
Facsimile: +44(0)-20-7323 3100  
E-mail: examinations@rcr.ac.uk

## COLLEGE EXIT ASSESSMENT SUCCESSFUL CANDIDATES

### Exit Assessment – January 2012

Date : 16-17 January 2012 (Monday & Tuesday)

Venue : College Chamber, Room 909, 9/F, Hong Kong Academy of Medicine Jockey Club Building

### Radiology

Chairman of Assessment Panel:

Dr. Lam Hon Shing

Assessors:

Dr. Jennifer Khoo, Dr. Wendy Lam, Dr. Yuen Ming Keung, Dr. Lu Po Ping

#### SUCCESSFUL CANDIDATES

CHO Chi Min Carmen (Prince of Wales Hospital), CHOU Qi Hua Sandas (Queen Elizabeth Hospital), CHU Wai Pong (Princess Margaret Hospital), HUI Kei Tat (Queen Mary Hospital), LAI Andrew Siu Ho (Queen Mary Hospital), LAU Hin Yue (Tuen Mun Hospital), LAU Wing Hang Vince (Queen Mary Hospital), LAW Chun Yat (Kwong Wah Hospital), LEUNG Kam Wing (Pamela Youde Nethersole Eastern Hospital), LO Xu Ning Adrian (United Christian Hospital), MAK Wing Sze (Princess Margaret Hospital), TAM Chi Wai (Pamela Youde Nethersole Eastern Hospital), TONG Shin Loong Cina (Prince of Wales Hospital), TSE Kin Sun (Queen Elizabeth Hospital), WAI Wing Chong (Queen Elizabeth Hospital), WONG Cheuk Kei Kathy (Tuen Mun Hospital), WONG Kwok Chun (Kwong Wah Hospital), WONG Man Fung (Pamela Youde Nethersole Eastern Hospital)

### Clinical Oncology

Chairman of Assessment Panel:

Dr. Lam Hon Shing

Assessors:

Dr. Yau Chun Chung, Dr. Ngan Kai Cheong Roger

#### SUCCESSFUL CANDIDATES

CHOI Kwok Keung Calvin (Tuen Mun Hospital), LIU Shiu Fai Edward (Tuen Mun Hospital), POON Ming Chun (Prince of Wales Hospital), SZE Chun Kin (Pamela Youde Nethersole Eastern Hospital)



## HKCR 15A Travelling Fellowship - Clinical attachment at the Cardiovascular Magnetic Resonance Unit, Royal Brompton Hospital, London, United Kingdom

**Dr. Sherwin Lo**

Pamela Youde Nethersole Eastern Hospital

It was a cold and dark early morning when I landed at London Heathrow on 30 January 2012 to begin my 5 weeks of clinical attachment at the Cardiovascular Magnetic Resonance (CMR) Unit at the Royal Brompton Hospital.

The Royal Brompton Hospital in London is one of the world's foremost cardiothoracic centres. It is closely allied to the National Heart and Lung Institute of Imperial College for cardiology post-graduate teaching and research for which it has a worldwide reputation.

The CMR Unit was established in 1984. It dedicates its research to the cardiovascular system and runs one of the largest cardiovascular clinical services in the world. The CMR Unit is an international referral centre, performing about 4000 cardiovascular CMR studies per year. The Unit has four scanners, comprising of one Siemens Skyra 3T, two Siemens Avanto Cardiac MR scanners, and one Siemens Sonata Cardiac MR scanner fitted into a mobile scanner.

I started my day by attending the early morning reporting sessions of cases with the consultants and fellows of the unit. This had provided me with a great opportunity to expose to the wide spectrum of congenital and acquired cardiovascular diseases. The consultants were very kind and helpful; they were all very willing to teach with patience despite



Dr. Sherwin Lo and Professor Raad Mohiaddin, Professor of Cardiovascular Imaging, CMR unit, Royal Brompton Hospital

their busy schedules. Other than the reporting sessions, I also had the opportunity to observe image acquisitions of live cases at the scanners. The technologists were very skillful and experienced, I was fortunate to learn from them some of the technical aspects in image acquisition. I also had the opportunity to attend the weekly cardiology grand-rounds of the hospital.

The clinical fellows of the CMR unit were from different parts of the world, namely Germany, Kuwait, France, Italy, Spain, Japan and Malaysia. They were all very friendly and helpful and I made some good friendship. During my attachment, I also made friends with two cardiologists from Spain and Portugal who are also doing similar attachment.



Through these connections and friendship, I was able to learn and understand the different practice of different countries. Also, I helped promote the image and scope of work of the College and Hong Kong.



Dinner with clinical fellows and consultant Dr. Francisco Alpendurada (middle) of the CMR unit, Royal Brompton Hospital

Towards the end of my attachment on 24 February 2012, I paid a visit and presented a souvenir to Dr. Richard Fowler, Warden of the Faculty of Clinical Radiology, Royal College of Radiologists at the historical building 38 Portland Place. I received a warm welcome from him; we had a discussion on the recent development of both colleges, especially the preparation of the electronic examinations and the success of 5<sup>th</sup> Congress of Asian Society of Cardiovascular Imaging (ASCI 2011). We also briefly discussed the rapid development of cardiovascular imaging in Europe and Asia in the recent few years. Dr. Fowler was very supportive for the 15A Travelling Fellowship and looking forward to welcome and meet my successor next year in London. Our handshake outside the Royal College indicated the continue friendship and close linkage between the two Colleges.

It was my great pleasure and honor to be awarded the 15A Travelling Fellowship from Hong Kong College of Radiologists. I would like to thank the chairman and members of the 15A Travelling

Fellowship sub-committee for giving me this wonderful and fruitful training opportunity. I would also like to thank my department and fellow colleagues at the Pamela Youde Nethersole Eastern Hospital for the support during my absence. Last but not least, thanks should go to my supervisor Professor Raad Mohiaddin who has helped arranging my attachment and taught me a great deal during this period.

I will surely treasure my 5 weeks of experience at the CMR Unit at the Royal Brompton Hospital. The next task is to apply the newly acquired knowledge to clinical practice for the delivery of cardiac imaging service in Hospital Authority in general and in the Hong Kong East Cluster in particular.

On my way to Heathrow pending departure for Hong Kong with reminiscences of these 5 weeks, the temperature was warm, the sky was blue and sunny. ☀



Dr. Richard Fowler, Warden of the Faculty of Clinical Radiology, Royal College of Radiologists and Dr. Sherwin Lo at the entrance of the historical building 38 Portland Place of the Royal College of Radiologists



## Electronic Fellowship Examination in Hong Kong Academy of Medicine Jockey Club Building

**Dr. Lui Chun Ying**

Convenor of Electronic Examination, Hong Kong College of Radiologists

On 6 March 2012, the Anatomy Module of First FRCR Examination was successfully conducted in the Hong Kong Academy of Medicine Jockey Club Building for the first time.

To ensure the smooth running of the electronic examination in a new examination venue, the College Council has set up a working group for handling the logistics. Members of the working group include Dr. Stephen Cheung, Dr. Wong Yiu Chung, Dr. Samuel Lau, Dr. Lai Kwok Chung and Dr. Lui Chun Ying. With the concerted effort, a guideline of the workflow for the preparation of the electronic examination was set up. Twenty one radiologists from various hospitals kindly accepted to be helpers for setting up the venue for the coming examinations.



including frequently asked questions from candidates, common technical problems that could be encountered and tips on using the software, the briefing was very informative and was invaluable for the success of future examinations. During the trial run with sample cases, all the computers worked properly. Besides, the set up and the seating plan were all satisfactory. We also specifically ensured soft and even lighting of the examination venue for optimal viewing of the monitors and examination paper.

In addition, a trial run of the examination set-up was held on 9 February 2012 at the Academy building. Voluntary helpers from various hospitals, College secretariats and members of the working group joined the trial run. Thanks to Dr. Stephen Cheung and Dr. Janice Ip for sharing with us their experiences from prior electronic examinations,

After the successful trial run, the electronic Anatomy Examination took place on 6 March 2012 at the new venue. Everything went smoothly and this was a big step forward for the College in organizing the electronic Fellowship examination in the Academy building.

We would like to thank the support from the College Council, the electronic examination working group, voluntary radiologist helpers from various hospitals and College Secretariats for the work done to facilitate the successful examination at the new venue. We would also like to thank the strong support from the Department of Radiology in Queen Mary Hospital and her staff for the venue arrangement and coordination of electronic examinations and Joint Final Examination for the Fellowship in the past years. 💜







# Do You Know “EMPEROR HO” PROFESSOR HO HUNG CHIU: FATHER OF RADIOLOGY AND ONCOLOGY IN HONG KONG

Dignified, charismatic, wise and unassuming, Professor Ho Hung Chiu, fondly known as “the Emperor”, father of Radiology and Oncology in Hong Kong, is undoubtedly a man of all seasons. I find myself humbled to be given the opportunity here to write about this legendary figure.

Dr. Kung Boom Ting  
Nuclear Medicine Unit, Queen Elizabeth Hospital

As a pioneer in the field of nasopharyngeal carcinoma, Professor Ho is held in high esteem internationally. His work is not only a leap-off point for this dire disease, he also laid the essential groundwork for the subsequent radiology and therapy development in Hong Kong. Of paramount importance is his exceptional acumen in foreseeing the essential need for setting up local training and examination systems in Hong Kong.

## The Early Years

Professor Ho studied at The University of Hong Kong in the 1930s. He was an all-rounded student back in his college days. Apart from his academic achievements, he demonstrated his versatile talents in leadership, sports and arts. He was the President of the Students' Union and Sports Captain of the Athletic Association. He also showed deep compassion for his motherland.



Despite having every chance to stay away from the harshness of the war, he chose a tough but noble path, composed of courage, that lead to integrity. Professor Ho immediately joined Emergency Medical Relief Corps upon graduation from the HKU in 1940 and served in the Chinese Army until the end of the Second World War.



All-rounder Professor Ho (second from left, back row) with Ricci swimming team in 1936

## International Achievements

Professor Ho has been regarded as an international authority on nasopharyngeal carcinoma and the pioneer of the therapeutic measures of this disease. His tremendous contribution was well recognized globally. In 1962, he was elected Fellow of the Royal College of Physicians. He received the Sir Patrick Manson Gold Medal for his MD thesis on nasopharyngeal carcinoma in 1974. His numerous other achievements included being the guest speaker in the 32<sup>nd</sup> Skinner Lecture to the Royal College of Radiologists in 1967; delivering the 6<sup>th</sup> Digby Memorial lecture in 1974; delivering the 1<sup>st</sup> del Regato Foundation Lecture in 1977; delivering the 5<sup>th</sup> Annual Lecture to the Gilbert H. Fletcher Society in 1980; and delivering the first Werner Henle's Memorial Lecture in 1996.

## Development of Local Training and Examination System

As a pioneer in radiology and oncology in Hong Kong, Professor Ho had tremendous contributions to our profession. Professor Ho founded the Institute of Radiology & Oncology (“IRO”) in 1950 and applied to the conjoint Board of the Royal College of Physicians of London and the Royal College of Surgeons of England in 1955 to fight for recognizing the training of qualified doctors for the DMRD cum DMRT Part I examination, which was first held overseas in Hong Kong in 1959. With his relentless efforts, Fellowship Examination of The Royal College of Radiologists (FRCR) Part II for both Diagnosis and Radiation Therapy was held in Hong Kong since 1978. Thanks to the solid foundation that Professor Ho had laid down in the previous years, as well as incessant efforts from Dr Lilian Leong, Founding President of Hong Kong College of Radiologists, this arrangement is further consolidated to become the Joint Fellowship Examination between The Royal College of Radiologists and our College since 1994.



Dr. C.H. Tsao and Dr. V. Huang with The Emperor

## Ho Hung Chiu Lectures

It is clear that there is a close tie between our College and Professor Ho. In recognition of Professor Ho’s achievements and services in the fields of Diagnostic Radiology and Clinical Oncology, our College pays tribute to Professor Ho by naming a lecture after him. The first Ho Hung Chiu Lecture titled “Development of Radiation Oncology in Hong Kong” was delivered on 3rd July 1999 by Professor Ho himself. In the subsequent years, distinguished speakers have been invited to deliver the Lectures, including Dr. E. K. Yeoh, Prof. Arthur Li, Prof. L. C. Tsui, Dr. C. H. Leong, Prof. Janet Husband, Dr. York Chow, the Hon. Wong Yan Lung, Prof. Fok Tai Fai, Prof. Y.C. Richard Wong, Prof. Anne Osborn, and Prof. Joseph K.T. Lee.





## Previous HKCR Ho Hung Chiu Lectures

The First Ho Hung Chiu Lecture, 3 July 1999  
**Development of Radiation Oncology in Hong Kong**  
**Professor Ho Hung Chiu**

The 2nd Ho Hung Chiu Lecture, 10 August 2000  
**Hippocrates in the 21st Century**  
**Dr. E.K. Yeoh, JP,**  
**Secretary for Health and Welfare, HKSAR Government**

The 3rd Ho Hung Chiu Lecture, 19 October 2002  
**Innovation in Medicine**  
**Professor Arthur K.C. Li,**  
**Secretary for Education and Manpower, HKSAR Government**

The 4th Ho Hung Chiu Lecture, 18 October 2003  
**Genetics and Genomics in Disease Studies**  
**Professor Lap-Chee Tsui,**  
**Vice-Chancellor, HKU**

The 5th Ho Hung Chiu Lecture, 30 October 2004  
**Redesigning Radiology Service for the needs of the 21st Century -A non-radiologist's view**  
**Dr. C.H. Leong,**  
**President, Hong Kong Academy of Medicine**

The 6th Ho Hung Chiu Lecture, 22 October 2005  
**Lymphatic Metastases -**  
**A Journey of Challenge and Opportunity**  
**Professor Janet Husband,**  
**President, The Royal College of Radiologists**

The 7th Ho Hung Chiu Lecture, 28 October 2006  
**Image and Imaging of Healthcare**  
**Dr. York Y.N. Chow, SBS, JP,**  
**Secretary for Health, Welfare and Food, HKSAR Government**

The 8th Ho Hung Chiu Lecture, 27 October 2007  
**The Use of Medical Science in Criminal Trials**  
**The Hon. Wong Yan Lung, SC, JP**  
**Secretary for Justice, HKSAR Government**

The 9th Ho Hung Chiu Lecture, 1 November 2008  
**Snapshots of our Medical Schools and Medical Education**  
**Professor Fok Tai Fai**  
**Dean, Faculty of Medicine, CUHK**

The 10th Ho Hung Chiu Lecture, 31 October 2009  
**The Rise of the Services in Hong Kong Cross Border Implications for Health and Education**  
**Professor Y.C. Richard Wong**  
**Professor of Economics, Deputy Vice-Chancellor and Provost, HKU**

The 11th Ho Hung Chiu Lecture, 30 October 2010  
**The Two Faces of HIV/AIDS in the Central Nervous System: The Face You Know And The Face You Don't.**  
**Professor Anne Osborn, MD**  
**Distinguished Professor, Neuroradiology, Department of Radiology,**  
**The University of Utah School of Medicine, USA**

The 12th Ho Hung Chiu Lecture, 29 October 2011  
**The Re-convergence of Diagnostic and Therapeutic Radiology**  
**Professor Joseph K.T. Lee, MD, FACR**  
**JH Scatliff Distinguished Professor of Radiology, Immediate Past**  
**Chair, The University of North Carolina**  
**Immediate Past President, American Roentgen Ray Society, USA**

# HO HUNG-CHIU MEDICAL EDUCATION FOUNDATION

Besides the Ho Hung Chiu Lecture of HKCR, an education foundation has been named after Professor Ho, namely the Ho Hung-Chiu Medical Education Foundation (何鴻超醫學教育基金). A series of Ho Hung-Chiu Medical Education Foundation Commissioned Training and Ho Hung-Chiu Medical Education Foundation Lecture have been co-organized by the Ho Hung-Chiu Medical Education Foundation and our College. Several renowned speakers have been invited to share their precious knowledge and experiences with our members. The Foundation not only sponsors various training activities and educational programmes, it also provides scholarship, fellowship and research grant to assist outstanding Fellows of the Hong Kong Academy of Medicine to undertake advanced overseas training and research that are relevant to service needs and career development. The Foundation provides scholarship up to a total of HK\$120,000 per person, and the amount of research grant usually does not exceed HK\$200,000 unless under exceptional circumstances.

We are most grateful to have Dr. Tung Yuk, Honorary Secretary of the Foundation, to share with us the history of the Foundation: *"Professor Ho retired in 1985 after over 40 years in public service. He is well recognized for his enormous contribution to the development of medical services of Hong Kong in general and to the application of radiotherapy in treatment of nasopharyngeal carcinoma in particular. The Foundation was set up in May 1986 through generous donations by Professor Ho's colleagues, friends and patients to commemorate his retirement. Members of the first Council included Dr. Lawrence Fook-ming Lai, Dr. Nai-kong Leung, Professor David Todd, Dr. Bell Sing-sang Tse, Dr. Eng-kiong Yeoh and Dr. Yeuk-foo Poon.*



*The Foundation aims at enhancing post-graduate medical training to local doctors working in the Government (now the Hospital Authority). In pursuance of this aim, the Foundation invites internationally renowned clinicians and medical scientists to deliver the Ho Hung Chiu Medical Education Foundation Lecture and conduct commissioned training for local doctors every year. The commissioned training together with the foundation lecture will usually be held each year with radiology alternating with oncology. These were co-organized with*

*HKCR in recent years. Since its inception in 1986, the Foundation has awarded over 200 scholarships and fellowships for overseas training in various specialties. Recipients of the awards include Dr. John Chan (Cons Pathologist QEH); Professor CM Lo (Head of Dept of Surgery, HKU); Dr. Stephen Cheung (Cons Radiologist QMH)....."*

Dr. Tung Yuk also recalled his precious memories of Professor Ho: *"1982 was a fruitful year for Professor Ho, for it was the first time that almost 10 new doctors were posted to Radiotherapy*



*& Oncology, including the College's President, Dr. CK Law. Though it was already 30 years ago, I could still remember the joyful moments we have had with him. Besides being an admirable boss, he was a great teacher, a scholar, a gentleman, and a real clinician who showed his passion for both his patients and his colleagues. To other people he was 'Emperor Ho', but to us he was our grandpa. It has really been a privilege and honor to have served and learnt from him.*

With acknowledgements to Dr. Stewart Tung Yuk, Honorary Secretary of the Ho Hung-Chiu Medical Education Foundation.

**In my eyes, Professor Ho is an icon we all aspire to become, a man who stands for impeccable integrity, commitment, excellence and dedication. He will always be a role model for us. Cheers "Emperor Ho"!**

### References:

Citation of The Honorary Graduate of 87th Congregation (1974): John Hung Chiu HO. The University of Hong Kong. Available from [http://www3.hku.hk/hongrads/index.php/archive/graduate\\_detail/194](http://www3.hku.hk/hongrads/index.php/archive/graduate_detail/194)

Vernon Ram, Philip J Johnson, Anthony TC Chan. Emperor Extraordinaire: Life and Work of John HC Ho. Hong Kong SAR, China: Scientific Communications (HK) Limited: 2003.

Newsletter of Hong Kong College of Radiologists (2005 Autumn Issue). Available from <http://www.hkcr.org/newsletter/newsletter.htm>



## Ho Hung Chiu Medical Education Foundation Lecture and Commissioned Training on Thoracic imaging

- Professor Kyung Soo Lee, Chairman of Radiology Department in the Samsung Medical Center of Korea

**Dr. Sonia Lam**

Queen Mary Hospital

On 16 & 18-19 February 2012, the Ho Hung Chiu Medical Education Foundation and Hong Kong College of Radiologists co-organized the Foundation Lecture on "Radiologists' Role in the New Era of Thoracic Imaging – From Morphological to Functional and Metabolic" and the Commissioned Training on Thoracic imaging. These were delivered by Professor Kyung Soo Lee and were very much appreciated and thoroughly enjoyed by the audience.

Professor Lee, Chairman of Radiology Department in the Samsung Medical Center of Korea and Professor of Radiology at the Sungkyunkwan University School of Medicine, is reputed for his expertise in thoracic radiology, insightful contribution to radiological research and development, as well as enthusiasm in teaching and training radiology trainees. It was our privilege to have Professor Lee to share his in-depth knowledge and valuable experience with us on this occasion.

At the Foundation Lecture, Professor Lee brought the audience new insights on the roles radiologists would play in chest radiology. He highlighted the increasing importance of

functional thoracic imaging in the management of lung diseases. During the commissioned training, Professor Lee provided a very comprehensive, practical and enlightening overview of many important and challenging topics in diagnostic and interventional thoracic radiology. There was also an interactive case review session allowing us to have stimulating discussion.

It has been my great pleasure to have participated in this event. I would like to take the opportunity to express our heartfelt gratitude to Professor Lee for his outstanding speech, and to the Ho Hung Chiu Medical Education Foundation, Hong Kong College of Radiologists and the organizing team for their efforts in making the commissioned training a great success. ✎



Foundation Lecture: Radiologists' Role in the New Era of Thoracic Imaging - From Morphological to Functional & Metabolic



Commissioned training on thoracic imaging at Queen Mary Hospital

## Meetings with our Honorary Legal Advisor, Honorary Auditor and Hang Seng Investment Management Limited (HSVM)

### Dr. Tong Cheuk Man

Honorary Treasurer, Hong Kong College of Radiologists



A Memorable Night with our Honorary Legal Advisor, Honorary Auditor and HSVM

**Back Row** (from left to right): Dr. Yuen Ming Keung, Dr. Chan Chi Sang, Dr. Samuel Lau, Dr. Chan Tze Mun, Mr. Arthur Liu, Dr. Anne Lee, Dr. Wong Yiu Chung, Dr. Ngai Wai Tat and Dr. Danny Cho

**Front Row** (from left to right): Dr. Lilian Leong, Mr. Charles Chan, Mrs. Charles Chan, Mrs. Mabel Lui, Dr. Law Chun Key, Ms. Rosita Lee, Ms. Pammy Fung, Ms. Penny Chan and Dr. Jennifer Khoo

As a token of appreciation to the expertise financial planning and investment advice to our College by Hang Seng Investment Management Limited (HSVM), our Honorary Legal Advisor, Mrs. Mabel Lui and our Honorary Auditor, Mr. Charles Chan, a dinner was organized on 12 December 2011. Council Members had the opportunity to meet with our guests to express our gratitude to their support throughout these years.

Our honored guests in the dinner included:

Ms. Rosita Lee	Director & Head of Investment Product Business, HSVM
Mr. Arthur Liu	Vice President, Institutional Business, HSVM
Mr. & Mrs. Charles Chan	Honorary Auditor, Hong Kong College of Radiologists CEO, Crowe Horwath (HK) CPA Limited
Ms. Pammy Fung	Director, Crowe Horwath (HK) CPA Limited
Ms. Penny Chan	Principal, Crowe Horwath (HK) CPA Limited
Mrs. Mabel Lui	Honorary Legal Advisor, Hong Kong College of Radiologists Partner, DLA Piper Hong Kong

Furthermore, in the beginning of year 2012, the investment portfolio was reviewed by our College's Hang Seng Investment Fund Manager, Mr. Arthur Liu (Vice President of Institutional Business, HSVM). On 20 February 2012, Mr. Liu and his Investment Management Team had joined our Finance Committee meeting to discuss this issue in details. Mr. Liu's professional knowledge in investment plans helps us a lot in designing our investment portfolio.

Our College has engaged in many activities which frequently entails financial implications and complicated accounting matters. We have always been able to count on HSVM, Mr. Charles Chan and his colleagues for monitoring our portfolio and rendering sustained advisory services to secure a stable financial position throughout these years. In addition, Mrs. Lui, our Honorary Legal Advisor, has been very supportive since the early days of the founding of our College. We would like to take this opportunity to also express our appreciation to HSVM, our Honorary Legal Advisor, Mrs. Mabel Lui and our Honorary Auditor, Mr. Charles Chan. ✎

### Meeting with the Investment Management Team of HSVM

**Back Row** (from left to right): Dr. Lee Sing Fun Paul, Dr. Law Chun Key, Dr. Tong Cheuk Man and Dr. Cheung Yuk Ling James

**Front Row** (from left to right): Mr. Raymond Leung, Investment Manager of HSVM, Mr. Kent Leung, Investment Manager of HSVM, Mr. Arthur Liu, Vice President of Institutional Business of HSVM, Ms. Elaine Chan, Assistant Manager of HSVM, Dr. Lilian Leong and Ms. Penny Chan





## Breast/Lung Cancer Symposium

**Dr. Angus Leung**, Queen Elizabeth Hospital  
**Dr. Julian Fong**, Princess Margaret Hospital

In the latest statistics released by the Hong Kong Cancer Registry in October 2011, the leading cancer in Hong Kong was lung cancer, while the most common cancer in female population was still breast cancer. More and more resources, both in public and private sectors, have been allocated to help patients suffering from lung and breast cancers. The recent Breast/Lung Cancer Symposium organized by Hong Kong College of Radiologists and sponsored by AstraZeneca on 3 March 2012 at the Hong Kong Academy of Medicine Jockey Club Building has demonstrated the advanced management of these two major diseases.



The symposium was commenced with the lecture "PET-CT assessment of lung cancer" given by Dr. Elaine Lee, Assistant Professor of the Department of Diagnostic Radiology, The University of Hong Kong.

During the lecture, Dr. Lee shared with us the improvement of the sensitivity and specificity of PET-CT over conventional CT and PET, as well as the advancement of imaging techniques for lung cancer that affect clinical management.

The subsequent lecture "Pre-operative staging breast MRI – Your questions answered" was delivered by Dr. CY Lui, Consultant Radiologist of Kwong Wah Hospital, who is subspecialized in breast imaging. Dr. Lui enlightened



us about the advantages of breast MRI over mammogram and ultrasound as breast cancer screening and management tools. He also guided us through the systematic approach of breast MRI interpretation, which was found to be very useful by our participants.

Apart from the latest update on PET/CT assessment of lung cancer and pre-operative staging breast MRI from our distinguished

radiologists, Professor Ka Fai To, Department of Anatomical and Cellular Pathology, CUHK, has also shared his experience on the molecular diagnostic process in lung cancer samples. With the identification of various EGFR mutations, the clinical oncologists can now apply this information on the personalization of cancer treatment with the use of appropriate targeted therapy to improve the therapeutic ratio in the treatment of non-small cell lung cancer.



On the second part of the symposium, Professor James Yang, Department of Oncology, National Taiwan University Hospital, Chinese Taipei, has focused his talk on the treatment of lung cancer and the mechanism



of multidrug resistance of chemotherapy or targeted therapy. With emergence of new treatment options, there is great improvement on the survival and the quality of life of our patients. However, drug resistance has become one of the major hindrances that necessitates further research in this area.

Dr. Angelo Di Leo, Chairman of the Oncology Department, the Hospital of Prato, Instituto Toscano Tumori, Italy, has also given a very informative update on the treatment of breast cancer, such as the various new treatment options in HER-2 signaling pathway and the various PARP inhibitors.



We are looking forward to the coming multi-disciplinary symposia which signify the close collaboration between various specialties, especially for the radiologists and the clinical oncologists. And, this is crucial in our patient-centered care. ✎



## Unveiling Ceremony of World Health Organization (WHO) Collaborating Centre for Smoking Cessation and Treatment of Tobacco Dependence

Our College President, Dr. Law Chun Key, was invited by the Tobacco Control Office of the Department of Health, to attend "The Unveiling Ceremony of The World Health Organization (WHO) Collaborating Centre for Smoking Cessation and Treatment of Tobacco Dependence", officiated by Dr. Shin Young Soo, Regional Director of the Western Pacific, WHO. Dr. Anne Lee is our College's representative in the Hong Kong Academy of Medicine Expert Panel on Treatment (Management) of Tobacco Dependence. The activity was held on 9 April 2012 at Grand Ballroom 2, Harbour Grand Hong Kong, 23 Oil Street, North Point, Hong Kong. 📍



## Call for Application of HKCR Education and Research Fund

**HKCR Education and Research Fund is now open for application to support research projects, conference attendance and other activities between Jan 1, 2013 and June 30, 2013**

The objective of HKCR Education and Research Fund is to promote and assist career development, continuing education and research activities among members of Hong Kong College of Radiologists (HKCR) and international professional community.

Four Categories of Grants are available from the Fund:

- I. Education grant to assist HKCR members for overseas advanced training and international conventions.
- II. Education grant for Mainland China and overseas radiologists to participate in activities organized by HKCR.
- III. Conference grant to assist HKCR members in organizing educational activities.
- IV. Research grant to assist HKCR members to conduct pilot study in basic and clinical research

The completed application form should be submitted to the Secretariat Office to the attention of the Chairman of the Committee of HKCR Education and Research Fund. Enquiries on details of grants and application forms can be directed to the College Secretariat.

**Deadline for Application: October 15, 2012**

## Scientific Symposium: "NETour 2012 - Stopping symptoms, controlling tumours"

**Dr. Chan Fong Ting Michelle**  
Queen Mary Hospital



The scientific symposium "NETour 2012- Stopping Symptoms, Controlling Tumours", organized by Hong Kong College of Radiologists, was successfully held on 14 April 2012. Renowned local and overseas experts were invited to share their experience and equip our fellow oncologists, surgeons and physicians with the most updated knowledge on managing neuroendocrine tumours (NETs), a rare disease that often presents a diagnostic and therapeutic challenge.

Dr. Simron Singh, Medical Oncologist of Odette Cancer Center at Sunnybrook Health Sciences Center in Toronto, called our attention in the latest therapeutic modalities for NETs. By working through several complicated cases on NETs, he pointed out the importance of multidisciplinary approach to excel in the treatment of NETs, as endocrine surgeons and physicians are sharing unique roles at different stages of the disease.

Dr. Aldo Scarpa, Director of ARC-NET Research Center for the Applied Research on Cancer at the University of Trust of Verona, presented the difficulties and challenges in diagnosing NETs. Mitotic rate assessment and immunohistochemical staining on tissue specimen for chromogranin A, synaptophysin etc. are crucial in pathological diagnosis. Making diagnosis from needle aspirated cells is always a challenge due to the inadequacy of the cytology specimen for above testing. In addition, Dr. Aldo Scarpa reminded the importance to provide clinical information of signs and symptoms which can help defining the pathological subtypes of NETs.

Dr. Brian Lang, Division Chief of Endocrine Surgery at Queen Mary Hospital, made a good review on the local experience and the role of surgery in treating NETs. Surgical intervention is always an integral part of the multidisciplinary management. At the early stage of disease, radical surgery is aiming for cure. As the disease is progressing to advanced stage beyond the salvage of resection, surgery can provide symptom relief by reducing the tumour burden in suitable candidates.

Dr. Simona Grozinsky-Glasberg, Senior Physician at Neuroendocrine Tumour Unit at Hadassah-Hebrew University Centre in Jerusalem, enlightened us the latest advances in the pharmacological treatments for NETs. Through different clinical case illustrations, Dr. Grozinsky-Glasberg gave us a review on the role of different therapeutic agents like somatostatin analogues, peptide receptor radiotherapy (PRRT), cytotoxic drugs and novel targeting agents e.g. mTOR inhibitors in advanced NETs.

14 April 2012 was an enjoyable Saturday. The symposium provided an opportunity for sharing and reinforcing the practice of excellence in managing NETs. My take-home message from this symposium is "To improve treatment outcome of NETs, we need to raise the awareness of NETs among public and medical professionals". Furthermore, special thank is given to Novartis Oncology for their support in this meaningful symposium. 📌



# The 3<sup>rd</sup> ONCOLOGY FORUM OF HONG KONG

**21<sup>st</sup> July 2012**  
**Saturday**

**Venue:**  
Hong Kong Academy of Medicine Jockey Club Building,  
99 Wong Chuk Hang Road, Aberdeen, Hong Kong SAR

## SCIENTIFIC PROGRAM

8:30 – 8:50 a.m. **Registration**  
8:50 – 9:00 a.m. **Opening Ceremony & Cancer Registry**

**9:00 – 10:40 a.m. Women Cancers Management**

Chairpersons :  
**Update on Advanced Ovarian Neoplasm Management: New Treatment Approach with Anti-angiogenic Agents**  
**Anti-angiogenesis Clinical Experience in Ovarian Cancer**  
**Anti-HER2 New Agent in the Horizon**  
**Revisit the Role of Anti-Angiogenesis Therapy in Breast Cancer**  
**Questions & Discussion**

Dr. William FOO, Dr. Chun-key LAW

Prof. Hextan NGAN, Dr. Ka-yan WONG  
Prof. Stan KAYE

Dr. Kevin LOH  
Prof. Winnie YEO  
Dr. Carol KWOK

**10:40 – 11:00 a.m. Update on Biosimilars**

Chairperson :  
**Complexity of Biologics and Clinical Concerns: – Importance of Proper Evaluation**  
**Questions & Discussion**

Prof. Yok-lam KWONG  
Prof. Vivian LEE

11:00 – 11:15 a.m. **Coffee Break**

**11:15 – 12:45 p.m. Gastrointestinal Cancers Management**

Parallel Session  
Chairpersons :  
**New Directions in Targeted Therapy in mCRC – with Focus on ASCO 2012**  
**Management of Advanced Colorectal Cancer: Case by Case Discussion**  
**Molecular Biomarkers in Targeting Therapy of Gastric and Colorectal Carcinoma**  
**Evolution of Neoadjuvant Chemoradiation in Rectal Cancer**  
**Questions & Discussion**

Prof. Anthony CHAN, Prof. Ka-fai TO  
Dr. Brigitte MA  
Dr. Thomas YAU  
Prof. Ka-fai TO  
Dr. Ka-on LAM

**11:15 – 12:45 p.m. Lymphoma Management**

Parallel Session  
Chairpersons :  
**Case Sharing of Castleman's Disease**  
**A Case of Relapsed Hodgkin's Lymphoma After Autologous Bone Marrow Transplant**  
**Review of Angioimmunoblastic T-cell Lymphoma**  
**Questions & Discussion**

Dr. Herman LIU, Dr. Eric TSE  
Dr. Raymond WONG  
Dr. Chun-yin HA  
Dr. Yim-kwan LAM

12:45 – 2:00 p.m. **Lunch Break**

**2:00 – 3:30 p.m. Lung Cancer Management**

Chairpersons :  
**Management of Advanced Stage NSCLC with Unknown Biomarker Status**  
**Choice of Chemotherapy and Target Therapy in EGFR Wild-type Patients**  
**Questions & Discussion**

Dr. Rebecca YEUNG, Dr. Kwok-hung YU  
Prof. Tony MOK  
Dr. Peter TEO

3:30 – 4:00 p.m. **Coffee Break**

**4:00 – 5:30 p.m. Hepatocellular Cancer Management**

Chairpersons :  
**Hepatocellular Carcinoma – Biomarkers and Stratification**  
**Recent Advances on Treatment of Hepatocellular Carcinoma**  
**Radiotherapy of Hepatocellular Carcinoma**  
**Local Case Sharing on Hepatocellular Carcinoma**  
**Questions & Discussion**

Dr. Yuk TUNG, Dr. Foon-yiu CHEUNG  
Prof. Irene NG  
Prof. Ronnie POON  
Dr. Ada LAW  
Dr. Kwok-keung CHOI

5:30 – 5:45 p.m. **Closing Remark**

Dr. Chun-key LAW

### CME/CPD Accreditation

Hong Kong College of Radiologists 6.5 (Cat. A) points

Hong Kong College of Pathologists 6.5 (Passive) points

MCHK CME Programme 5 (Passive) points

CME/CPD accreditation from College of Surgeons of Hong Kong, Hong Kong College of Family Physicians, Hong Kong College of Obstetricians and Gynaecologists and Hong Kong College of Physicians are under application.

**For registration, please contact**  
**Event Organiser – PC Tours and Travel**

Ms. Veronica Cheng  
Tel : (852) 2734 3312  
Fax : (852) 2367 3375  
Email : veronica@pctourshk.com

Ms. Rachel Lee  
Tel : (852) 2734 3315  
Fax : (852) 2367 3375  
Email : rachel@pctourshk.com

Organised by:



Hong Kong  
College of Radiologists



Hong Kong  
Society of Clinical Oncology

Supported by :



Please visit HKCR website: <http://www.hkcr.org> for updated information.





# 20<sup>th</sup> Annual Scientific Meeting of Hong Kong College of Radiologists

**27<sup>th</sup> and 28<sup>th</sup>  
October 2012**  
(SATURDAY & SUNDAY)

Hong Kong Academy of Medicine Jockey Club Building  
Hong Kong SAR, China

The 20<sup>th</sup> Annual Scientific Meeting of Hong Kong College of Radiologists will be held on 27<sup>th</sup> – 28<sup>th</sup> October 2012 (Saturday & Sunday) at the Hong Kong Academy of Medicine Jockey Club Building.

## CALL FOR ABSTRACTS

You are cordially invited to submit abstracts for presentation in the proffered paper session, or poster presentation. Authors are required to submit abstracts in electronic format together with the abstract form, which can be downloaded from our College's website: <http://www.hkcr.org>. Photocopies and submission by fax will not be accepted. The form and abstract file should reach the College Secretariat via email at [admin@hkcr.org](mailto:admin@hkcr.org), **on or before 27<sup>th</sup> July 2012**. For details, please refer to the notes on submission of abstracts in the abstract form.

As in last year, there will be awards for the best Radiology, Clinical Oncology and Nuclear Medicine papers presented in the meeting: The Hong Kong Society of Diagnostic Radiologists Trust Fund Award, Hong Kong Society of Clinical Oncology Best Paper Award and Hong Kong Society of Nuclear Medicine Best Paper Award. The Young Presenter's Award in Radiology, Clinical Oncology and Nuclear Medicine (i.e. Award for the best proffered paper presented orally by

an investigator who is not yet accredited and is now receiving radiological training in a recognized training programme) will be sponsored by Dr. Lilian Leong, Dr. Lau Wai Hon, and Hong Kong Society of Nuclear Medicine respectively.

The Award sponsored by the Education & Research Fund will also be presented to The Best Original Paper for Hong Kong Journal of Radiology this year. Registrants who wish to have their papers considered for the Award should also submit the full manuscript, in addition to the abstract, to the College Secretariat **by 31<sup>st</sup> August 2012**. Please refer to "Instruction for Authors" for details of manuscript format.

**Deadline for submission of abstracts: 27<sup>th</sup> July 2012**

**Deadline for submission of manuscripts: 31<sup>st</sup> August 2012**

Accepted abstracts will be printed in the Programme Book if the Presenting Author has registered and paid the registration fee in full **by 28<sup>th</sup> September 2012**.

## REGISTRATION FEE

	Fellows & members of RCR / HKCR	Radiographers, Medical Physicists and Nurses	Other Physicians	Students
Discounted Rate for Early Bird Registration (Before 31 <sup>st</sup> August 2012 by postage chop)	HKD 1,100 / USD 150	HKD 940 / USD 130	HKD 1,540 / USD 220	HKD 550 / USD 80
Full Registration (2 Days)	HKD 1,540 / USD 220	HKD 1,200 / USD 170	HKD 2,040 / USD 290	HKD 840 / USD 120
Day Registration	HKD 770 / USD 110	HKD 600 / USD 90	HKD 1,020 / USD 150	HKD 420 / USD 60
Dinner of the Colleges on 27 <sup>th</sup> October 2012	HKD 240 / USD 40			

\*Registration fees for delegates include a copy of programme book, coffee breaks and lunch during the meeting period. Conference kits are for full registrants only. All bank charges must be pre-paid.

**Early Bird Registration: 31<sup>st</sup> August 2012**

## CME/CPD ACCREDITATION

CME/CPD credit points from The Royal College of Radiologists, Hong Kong College of Radiologists, other Colleges of the Hong Kong Academy of Medicine, MCHK CME Programme and Radiographers Board of Hong Kong are under application.

**Please remember to register for your CME/CPD points on both days of the meeting.**

**We look forward to your participation and support!**

The Scientific Programme will be posted onto the Colleges' website soon.

Please visit our website for updated meeting programme and information: <http://www.hkcr.org>

## HKCR SECRETARIAT

Hong Kong College of Radiologists  
Room 909, 9/F, Hong Kong Academy of Medicine Jockey Club Building  
99 Wong Chuk Hang Road, Aberdeen, Hong Kong  
Tel: (852) 2871 8788 Fax: (852) 2554 0739 E-mail: [Enquiries@hkcr.org](mailto:Enquiries@hkcr.org)  
Homepage: <http://www.hkcr.org>



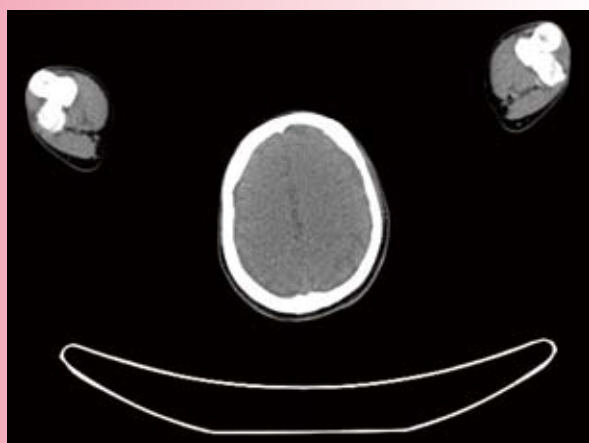
**MARK YOUR DIARY! SUBMIT YOUR ABSTRACTS! REGISTER TODAY!**

## Leisure Corner

### Clowns

A man underwent PET-CT for carcinoma of the colon. As I scrolled through the axial CT images, I was amused to see two funny clowns poking fun at each other. The mischievous clown on the left had eyes formed by the elbows, a big nose formed by the brain and lips formed by the gantry table. His joyful companion on the right had eyes formed by the thighs and lips formed by the gantry table.

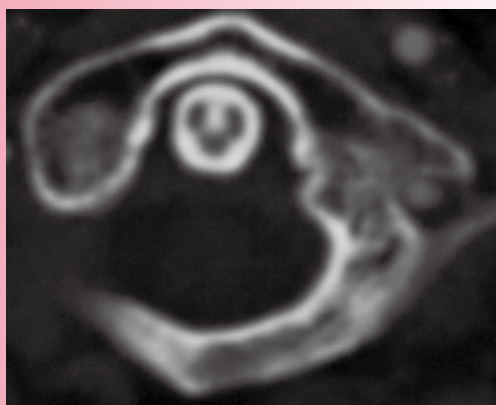
Dr. Lui Chun Ying, Kwong Wah Hospital  
Dr. Shiobhon Luk, Pamela Youde Nethersole Eastern Hospital



### Valentine's Day Gift

In this ultrasound examination of urinary system, we were delighted to see a beautiful glittering diamond ring in the urinary bladder (formed by color Doppler twinkling artifacts on the balloon of the Foley's catheter) – symbolizing the unified love between lovers.

Dr. Shiobhon Luk, Dr. Fung Kai Hung  
Pamela Youde Nethersole Eastern Hospital



### Peek-a-boo!

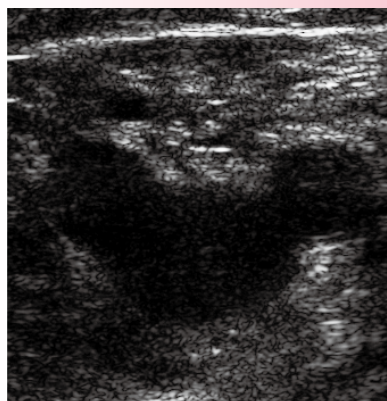
A 53-year-old lady presented to us with sudden collapse. Urgent CT of the brain showed an acute hematoma at the left basal ganglia. Urgent CT angiogram of the Circle of Willis was performed. As we examined the CT, we were surprised to see a smiling face at the odontoid process popping into view.

Dr. Shiobhon Luk, Dr. Fung Kai Hung  
Pamela Youde Nethersole Eastern Hospital

## Mickey Mouse!

A 79-year-old lady attended our department for an ultrasound examination of the left lower limb veins as part of an evaluation for varicose veins. This image reveals one of the most recognizable cartoon characters in the world. It is formed by the femoral vein (head of Mickey), femoral artery and long saphenous vein (ears of Mickey).

Dr. Shiobhon Luk, Dr. Alta Lai, Dr. Fung Kai Hung  
Pamela Youde Nethersole Eastern Hospital

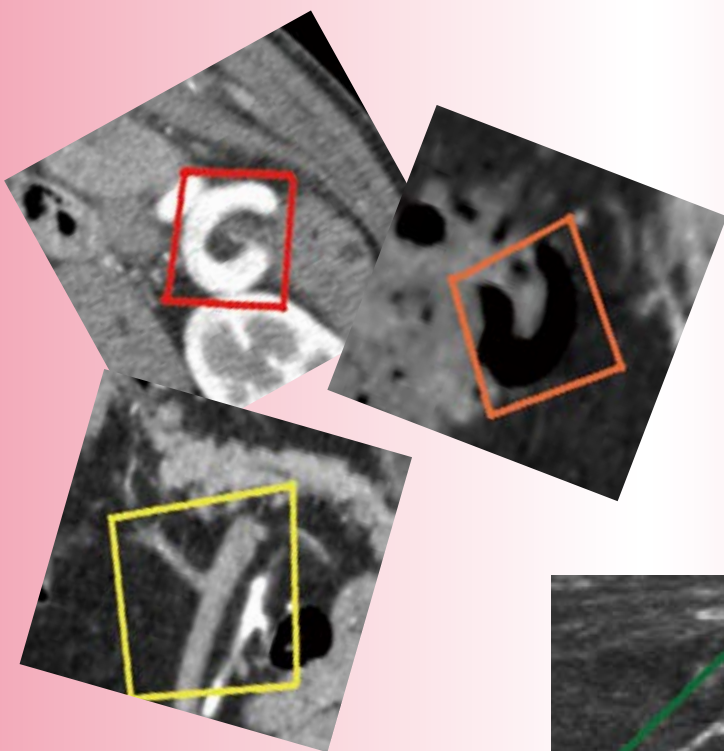


*Image:  
Courtesy of  
Ms. Elica Chiu,  
Pamela Youde  
Nethersole  
Eastern  
Hospital*

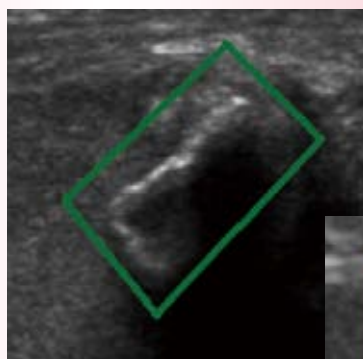
## Letters Everywhere

There is an intriguing world of letters in our everyday radiological images. Some of them are obvious while some require a little more imagination to recognize. Sometimes they can spell a word or phrase, but sometimes just a collection of random letters could be equally interesting. ✎

Dr. Shiobhon Luk, Dr. Fung Kai Hung  
Pamela Youde Nethersole Eastern Hospital



*'C', 'U', 'Y' in abdominal varices, bowel  
gas and superior mesenteric vein in  
computed tomography of the abdomen*



*'L' and 'm' in ultrasound of testes  
with calcification*





## Membership Status

**Our College has the following numbers of members as at 26 June 2012:**

Status	Number
Honorary Fellow	13
Honorary Member	4
Fellow	416
Member	144
Trainee Member	27
Associate Member	1
<b>Total</b>	<b>605</b>

**List of Fellows admitted from 3 January 2012 till 26 June 2012:**

Admission Date	Name	Specialty	Training Center
31 January 2012	CHO Chi Min Carmen	DR	PWH
31 January 2012	CHOI Kwok Keung Calvin	CO	TMH
31 January 2012	CHOU Qi Hua Sandas	DR	QEH
31 January 2012	CHU Wai Pong	DR	PMH
31 January 2012	HUI Kei Tat	DR	QMH
31 January 2012	LAI Andrew Siu Ho	DR	QMH
31 January 2012	LAU Wing Hang Vince	DR	QMH
31 January 2012	LAW Chun Yat	DR	KWH
31 January 2012	LEUNG Kam Wing	DR	PYNEH
31 January 2012	LIU Shiu Fai Edward	CO	TMH
31 January 2012	LO Xu Ning Adrian	DR	UCH
31 January 2012	MAK Wing Sze	DR	PMH
31 January 2012	POON Ming Chun	CO	PWH
31 January 2012	SZE Chun Kin	CO	PYNEH
31 January 2012	TAM Chi Wai	DR	PYNEH
31 January 2012	TONG Shin Loong Cina	DR	PWH
31 January 2012	TSE Kin Sun	DR	QEH
31 January 2012	WAI Wing Chong	DR	QEH
31 January 2012	WONG Cheuk Kei Kathy	DR	TMH
31 January 2012	WONG Kwok Chun	DR	KWH
31 January 2012	WONG Man Fung	DR	PYNEH
28 February 2012	LAU Hin Yue	DR	TMH

**List of Members admitted from 3 January 2012 till 26 June 2012:**

Admission Date	Name	Specialty	Training Center
31 January 2012	KWONG Yin Yee	DR	QMH
24 April 2012	SZETO On Yee Michelle	CO	QEH
29 May 2012	CHEUNG Wai Man Lilian	CO	PMH
29 May 2012	CHONG Wing Ho	RD	TMH
29 May 2012	WONG Chun Wai Kenneth	CO	PWH

## The Council (2011 -2012)

### PRESIDENT

Dr. C.K. Law  
羅振基醫生

### SENIOR VICE-PRESIDENT

Dr. Jennifer L.S. Khoo  
邱麗珊醫生

### VICE-PRESIDENT

Dr. Anne W.M. Lee  
李詠梅醫生

### WARDEN

Dr. H.S. Lam  
林漢城醫生

### HONORARY TREASURER

Dr. C.M. Tong  
唐卓敏醫生

### HONORARY SECRETARY

Dr. Stephen C.W. Cheung  
張志偉醫生

### COUNCIL MEMBERS

Dr. James C.S. Chan  
陳志生醫生  
Dr. T.M. Chan  
陳子敏醫生  
Prof. Dora L.W. Kwong  
鄭麗雲教授  
Dr. C.Y. Lui  
呂振英醫生  
Dr. Hector T.G. Ma  
馬天競醫生  
Dr. W.T. Ngai  
魏偉達醫生  
Dr. S.J. Shu  
許向捷醫生  
Dr. Frank C.S. Wong  
黃志成醫生  
Dr. Y.C. Wong  
王耀忠醫生

### HONORARY LEGAL ADVISOR

Mrs. Mabel M. Lui  
呂馮美儀女士

### HONORARY AUDITOR

Mr. Charles Chan  
陳維端先生

### FOUNDING PRESIDENT & IMMEDIATE PAST PRESIDENT

Dr. Lilian L.Y. Leong  
梁馮令儀醫生

### EXECUTIVE OFFICER

Ms. Karen Law  
羅雅儀小姐

## Editorial Board

LUI Chun Ying  
CHOY Tim Shing  
FONG Chun Yan  
HO Pui Ying, Patty  
KHOO Lai San, Jennifer  
KUNG Boom Ting  
LUK Yiu, Shiobhon  
SOONG Sung, Inda  
TSANG Tsz Kan  
WONG Yik

## Forthcoming Meetings in 2012

Date	Event	Venue	Website
7-9 June 2012	6 <sup>th</sup> Congress of Asian Society of Cardiovascular Imaging (ASCI 2012)	Bangkok, Thailand	www.asci2012.org
7-9 June 2012	Stoller: A Comprehensive Tutorial in Musculoskeletal Imaging Using the Stoller Checklist Technique	Las Vegas, United States	www.stollersmscourse.com
17-20 June 2012	14 <sup>th</sup> Annual International Symposium on Multidetector Row CT	San Francisco, United States	www.mdctcourse.com
22-24 June 2012	10 <sup>th</sup> Asian Breast Diseases Association Teaching Course & Workshop 2012	Hong Kong, China	www.abda-breast.org/10thTC.html
28-30 June 2012	19 <sup>th</sup> European Society of Musculoskeletal Radiology Annual Scientific Meeting (ESSR 2012)	Innsbruck, Austria	www.essr.org
26-28 July 2012	Faculty of Radiation Oncology Annual Scientific Meeting	Cairns, Queensland	www.fro2012.com
1-3 August 2012	8 <sup>th</sup> Asian Oceanian Congress of Neuroradiology (AOCNR)	Bangkok, Thailand	www.AOCNR2011.com
30 August - 2 September 2012	14 <sup>th</sup> Asian Oceanian Congress of Radiology (AOCR) & The Royal Australian and New Zealand College of Radiologists (RANZCR) 63rd Annual Scientific Meeting	Sydney, Australia	www.aocr2012.com
4-6 October 2012	International Cancer Imaging Society Meeting and 12 <sup>th</sup> Annual Teaching Course (ICIS)	Oxford, UK	www.icimatingsociety.org.uk
18-20 October 2012	68 <sup>th</sup> Korean Congress of Radiology (KCR 2012)	Seoul, Korea	www.kcr4u.org
27-28 October 2012	20 <sup>th</sup> Annual Scientific Meeting of HKCR	Hong Kong, China	www.hkcr.org