

## INSIDE THIS ISSUE

- 01 President's Jotting
- 02 Message from the Editor
- 03 - College Exit Assessment  
Successful Candidates  
- Editorial Board
- 04 - Meeting with President  
Bill Clinton  
- HKCR Education and  
Research Fund
- 05 Do You Know?
- 10 Examination Calendar for  
Joint Examinations for the  
Fellowship 2011
- 11 The First Electronic  
Anatomy Preparation  
Course
- 12 The First Oncology Forum  
of Hong Kong
- 13 Joint Scientific Seminar on  
"Cranial Nerves in Cancer  
Imaging: An Update"
- 14 Oncology Symposium
- 16 5<sup>th</sup> Congress of Asian  
Society of Cardiovascular  
Imaging
- 18 4<sup>th</sup> Joint Scientific Meeting  
of RCR & HKCR and 19<sup>th</sup>  
Annual Scientific Meeting  
of HKCR
- 19 Membership Status
- 20 Forthcoming Meetings in  
2011

## PRESIDENT'S JOTTING



*"I would encourage every College member to participate and brush up our knowledge in this field, as we should be experts in Radiation."*

Earthquakes, tsunami and then nuclear plant accident were the news headlines in the past few weeks. Suddenly, the long forgotten topic of Radiation Protection caught the attention of everybody, let alone Radiologists. Our College has been actively involved in public education through the media since March 11, covering many aspects of concern from airport passenger surveillance, natural background radiation, ALARA (as low as reasonably achievable) principle, to radiation received per specific imaging studies. Wide imagination is sometimes required to appreciate the astronomical difference of the order of magnitude between micro- and tera-Becquerel!

I take this opportunity to remind all members that a whole afternoon session devoted to Radiation Protection has been planned well before 311 in the coming 5th Congress of Asian Society of Cardiovascular Imaging (ASCI 2011), held jointly with the Hong Kong College of Cardiology, on 17-19 June 2011. In fact, a pre-meeting of ASCI 2011 was successfully held on 14 January 2011, with most ASCI Officers coming to Hong Kong to finalize the programme and the logistics. For the Radiation Protection session, which is jointly organized by International Radiology Quality Network (IRQN), Hong Kong Association of Medical Physics (HKAMP) and Hong Kong College of Radiologists (HKCR), I would encourage every College member to participate and brush up our knowledge in this field, as we, together with Medical Physicists, should be experts in Radiation.

Among the experts meeting the press, our Nuclear Medicine Specialists are important contributors. Once again, this is a good demonstration of the foresight and wisdom of our Founders and Pioneers of our College, that NM should and will form one leg of the tripod in our College's constituents. Knowing the struggle for survival we are facing in the Specialty, a NM Working Group for reviewing the current NM training curriculum, training development and service scope of the NM Specialty has been formed. Support from all members of the College is essential in order to generate momentum in upcoming action.

For Radiology, last October, I mentioned our success in our maiden voyage of electronic format for the Joint Final Examination. We continued our success to provide electronic format for the Part I Anatomy Examination last month, with great help from the Department of Radiology of Queen Mary Hospital to run the Examination after office hours.

Recently, portable iPhone/iPad size ultrasound devices were brought into the market and aroused the interest of non-radiology clinicians. You may recall from Prof. Andy Adam's analogy of promulgation of such devices in modern era to that of the stethoscope a century ago.

However, such bedside examination with these handheld devices could not replace a proper ultrasound study conducted by specially trained professionals using the right equipment. Medico-legal issues cannot be ignored.

You may also recall that our College has just completed the purchase of premises in Wong Chuk Hang for expansion of our office and storage capacity. Our College is extremely grateful to Mrs. Mabel Lui, our Honorary Member and Honorary Legal Advisor, who has kindly waived all the professional, administrative and service charges for completing the purchase.

A major task of the Education Committee this year is to revise the HKCR Training Regulations & Guidelines, brought about by recent changes in the Examination Format. It is expected that a formal announcement could be made before July 2011, with immediate effect.

In July, our College is proud to be associated with the Hong Kong Museum of Medical Science in an Exhibition on Innovations in Radiology. Do make an effort to visit the Exhibit as well as our HKCR Gallery in the heritage building.

In September, our College will co-organize "The First Symposium on Cancer Staging and Prognostication in China" with The Hong Kong Anti-Cancer Society. State cancer experts from Mainland China and key representatives of the Union for International Cancer Control (UICC) from Geneva will attend. It is hoped that further collaboration on this platform could increase mutual influence between UICC TNM Cancer Staging System and the Chinese Oncology circle.

I would also like to take the opportunity to thank Dr. Roger Ngan for his excellent jobs to the Journal in the previous years, whose 3-year term as the Editor-in-Chief had come to an end in 2010. All of us appreciate Dr. Ngan for his enthusiasm in enhancing the Journal standard and his great effort in keeping timely publication schedule which is very important to prepare ourselves for acquiring the MEDLINE indexing in the near future. We welcome Prof. Winnie Chu aboard to continue with this dedicated task.

Before closing, I have to report that due to inflation and growing expenses, the Council is now seriously considering a proposal to raise various admission fees and charges, including the annual subscription fees which have never been adjusted since 1994.

Lastly, and at all times, my appreciation and thanks go to all members of the Council, Committees and Subcommittees, and of our Secretariat. The hard-working staff of our Secretariat continues to be tireless, energetic and productive despite manpower shortages and recruitment difficulties. I am also grateful for our members' patience and support without which our College's functions could not be satisfactorily maintained.

*Dr. Chun-key Law*

April 2011

## MESSAGE FROM THE EDITOR

It's been 10 years since I joined the editorial board of the College Newsletter. It's a challenging and meaningful job that could deliver the news, activities and vision of the College to members.

But do you know when was our first College Newsletter published? What did the early issues of Newsletter look like? In this issue of 'Do You Know?', we brought you back to 1993 to re-visit our College Newsletters from its very first issue!

As you can see from the Newsletter there are a lot of educational activities, seminars and conferences organized

by the College. These are great opportunities for us to meet and learn from speakers who are experienced and experts in their fields. The lectures and seminars are all great for both our trainees and trainers. For those who have joined the activities you may agree with the sharing of the participants of the activities published in the Newsletter.

We'll bring you more and more interesting articles. Should you have any idea please send us an email to [admin@hkcr.org](mailto:admin@hkcr.org) or [chunyinglui@hkcr.org](mailto:chunyinglui@hkcr.org).

*Dr. Chun-ying Lui*

April 2011

## COLLEGE EXIT ASSESSMENT SUCCESSFUL CANDIDATES

### Exit Assessment – February 2011

Date : 8 February 2011 (Tuesday)

Venue : College Chamber, Room 909, 9/F, Hong Kong Academy of Medicine Jockey Club Building

#### Radiology

Chairman of Assessment Panel : Dr. Lam Hon Shing

Assessors : Dr. Lu Po Ping, Prof. Ann King, Dr. Philip Kwok,  
Dr. Chau Ming Tak

### SUCCESSFUL CANDIDATES

CHAN Sau Wai Verena (Queen Mary Hospital), CHOW Hung Lit (Kwong Wah Hospital), FONG Chun Yan (Princess Margaret Hospital), KA Solomon Yig Joon (Pamela Youde Nethersole Eastern Hospital), KWOK Kai Yan (Queen Elizabeth Hospital), LAM Hiu Yin Sonia (Queen Mary Hospital), LEE Jeriel (Pamela Youde Nethersole Eastern Hospital), LO Bill Archie (Princess Margaret Hospital), LO Sheung Ming Sherman (Queen Elizabeth Hospital), MAN Man Wai (Pamela Youde Nethersole Eastern Hospital), SHUM Sing Fai John (Pamela Youde Nethersole Eastern Hospital), WONG Chun Wai (Kwong Wah Hospital)

#### Clinical Oncology

Chairman of Assessment Panel : Dr. Lam Hon Shing

Assessors : Prof. Anne Lee, Prof. Dora Kwong

### SUCCESSFUL CANDIDATES

LAM Tai Chung (Tuen Mun Hospital), LEE Chi Yan Conrad (Princess Margaret Hospital), LEUNG Hoi Leung (Queen Elizabeth Hospital), TSE Yiu Cheong (Princess Margaret Hospital)

## EDITORIAL BOARD

### EDITORIAL BOARD LIST

LUI Chun Ying  
CHEUNG Shing Kee William  
CHOY Tim Shing  
FONG Chun Yan  
KHOO Lai San Jennifer  
LEUNG Hoi Leung  
LUK Yiu Shiobhon  
TSANG Tsz Kan  
WONG Yik



Back row (from left to right): Dr. Luk Yiu Shiobhon, Dr. Fong Chun Yan, Dr. Cheung Shing Kee William, Dr. Leung Hoi Leung

Front row (from left to right): Dr. Wong Yik, Dr. Jennifer Khoo, Dr. Lui Chun Ying, Dr. Choy Tim Shing

## MEETING WITH PRESIDENT BILL CLINTON

In the RSNA 2010 Scientific Assembly and Annual Meeting recently held in Chicago from 28 November to 3 December 2010, Dr. Lilian Leong was invited by the RSNA President, Dr. H. Hricak, and the organizer to meet President Bill Clinton, the former president of the United States of America, in the occasion of his address to RSNA, the topic being "Cancer in Global Arena". This is a great honor as a very limited number of world-renowned radiologists and professionals were invited among more than 60,000 attendees all over the world.

Our College would like to congratulate Dr. Leong for the invitation, which symbolized the recognition of her representation and outstanding work in radiology in the region.



## HKCR EDUCATION AND RESEARCH FUND

**HKCR Education and Research Fund is now open for application to support research projects, conference attendance and other activities between 1 January and 30 June 2012**

The objective of HKCR Education and Research Fund is to promote and assist career development, continuing education and research activities among members of Hong Kong College of Radiologists (HKCR) and international professional community.

Four Categories of Grants are available from the Fund:

- I. Education grant to assist HKCR members for overseas advanced training and international conventions.
- II. Education grant for Mainland China and overseas radiologists to participate in activities organized by HKCR.
- III. Conference grant to assist HKCR members in organizing educational activities.
- IV. Research grant to assist HKCR members to conduct pilot study in basic and clinical research

The completed application form should be submitted to the Secretariat Office to the attention of the Chairman of the Committee of HKCR Education and Research Fund. Enquiries on details of grants and application forms can be directed to the College Secretariat.

**Deadline for Application: 15 October 2011**



## DO YOU KNOW? – HKCR NEWSLETTER

As one of the new members of the College Newsletter Subcommittee, we are not only aiming at maintaining the good standard that our colleagues have achieved, but to strive for improvement and excellence. However, there is always a question in our mind: Where should we start?

**“There is a quote from Winston Churchill - The farther backward you can look, the farther forward you are likely to see.” said Dr. Lui, the Chairman of Newsletter Subcommittee.**

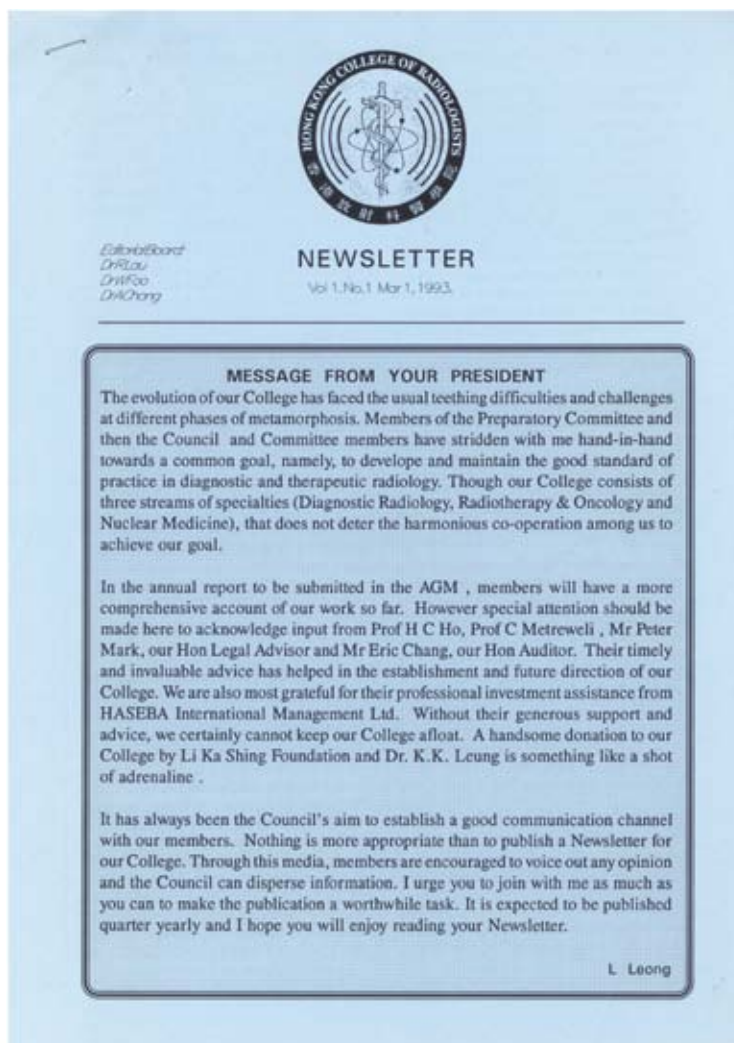
**I see, time machine, Year 1993 please.**

### The Newborn

The first issue of the Newsletter of Hong Kong College of Radiologists was published on 1 March 1993. The editorial board consisted of three radiologists, included Dr. Roy Lau, Dr. William Foo, and Dr. Anida Chong.

*“It has always been the Council's aim to establish a good communication channel with our members. Nothing is more appropriate than to publish a Newsletter for our College. Through this media, members are encouraged to voice out any opinion and the Council can disperse information.” Quoted from the “Message From Your President, Dr. Lilian Leong”, the first issue of HKCR Newsletter.*

In this issue, highlights and updates of the Council, and the five standing Committees namely, Finance Committee, Scientific and Education Committee, Membership Committee, Examination Committee, and Review Committee were reported.





## The appearance of the first Chinese article

In 1996, Dr. Lam Hon Shing took up the role of Chief Editor of our Newsletter after Dr. Roy Lau's retirement. In the Autumn issue of the same year, the first Chinese article was published with the title “香港醫學博物館 — 歷史見證”，accompanied by its English version both were written by Dr. Wong Yik, the newly recruited editor and also the Chief Editor of the Newsletter from 2008 to 2009. Dr. Wong further helped in writing the second Chinese article of our Newsletter, titled “百花競放，桃李爭艷” documenting the Joint Scientific Meeting of Chinese Society of Radiologists and Hong Kong College of Radiologists.

### 香港醫學博物館 ---- 歷史見證

黃奕

今年本港醫學界的盛事，首推香港醫學博物館的開幕。

博物館的前身是舊病理檢驗所，現已被列為受法例保護的歷史建築。它座落在港島中半山的堅巷，被周圍的濃密樹叢所遮蔽。如果大家只是在遠處觀看，便很容易錯過這幢古色古香的愛德華式紅磚建築物。

館內收藏了許多關於香港醫學發展的寶貴歷史資料。其中包括國父孫中山先生當年在西醫學院就讀時的照片和成績表，早期病理檢驗所用的儀器，以及製造牛痘疫苗的設備等展品，都具有很高的歷史價值。

我們還能看到早期進行各類外科手術和麻醉時所用的儀器、骨科的矯形器等各種設備。

由於香港是中西文化會萃之地，博物館的展覽內容中有一部份專門講解中國傳統醫學的科學研究以及有療效的傳統中醫療法。在博物館的地庫裏，還有一家傳統的中草藥店，陳設著各種中藥。其中，有一顆巨大的高麗人蔘，據說是現在世界上三顆最大的人蔘之一。

這間博物館的成立凝聚了許多人的心血。博物館籌備委員會的成員們包括了醫生、建築師、歷史學家和其它事業人士，全部都是義務工作者。由於他們不斷地為博物館的建設出謀劃策、捐贈展品、款項及發起籌款活動，博物館才能有今天的成就。

香港放射專科學院也為博物館的工作作出了不少貢獻。學院已經撥款三十萬港元，資助醫學博物館的成立和日常工作。同時更借出一系列展品，陳列在二號展覽室內供前來參觀的廣大公眾瞭解X光的發現過程，各種應用以及最新的診斷技術。

當然更少不了的是介紹X光在香港的歷史。從四五十年前規模細小的X光部門，發展到今天人才濟濟的專科學院，放射科幾代的醫生們可以說是走過了一條漫長的道路。

最近放射專科學院還決定成立一個委員會，專責展覽室的陳列，並定期更換一些展品，使其更能吸引訪客。

大家如有興趣支持醫學博物館的活動或提供贊助，可致電2 5 4 9 - 5 1 2 3或親臨香港半山堅巷二號香港醫學博物館查詢。

### 學院通訊二三事

呂振英醫生來函，誠邀幾位學院通訊的前任主編撰寫一些學院通訊的舊事。由於我曾用中文為學院通訊寫過數篇文章，這一次也順理成章地再次用中文寫上一篇。

學院成立之初，計劃與香港醫學博物館合作舉辦一項大型展覽。梁馮令儀醫生問我是否願意幫忙。而我當年剛入行不久，經驗尚淺，在梁醫生和唐卓敏醫生的鼓勵下，還是參加了展覽的籌備工作。

不久之後，林漢城醫生來電邀稿，問我能否為學院通訊寫一篇文章，介紹一下展覽的主題。於是我提出，這次展覽的對象是香港市民，可否考慮用中英語各寫一篇主題介紹。林醫生十分支持這個建議，這也成就了我在學院通訊的第一篇大作。其後，林醫生誠邀我加入編委會。當年我資歷尚淺，除了學習和考試之外，幾乎抽不出餘暇。但在林醫生的再次鼓勵下，我最後還是接受了編委的職務。

林醫生對於每一期通訊的準備工作，他都付出許多精力認真地編審。當年每個季度都會開一次編委會，審閱下一期通訊的內容並安排稿件。當時的編委會內有邱麗珊醫生，傅惠霖醫生，陳家發醫生，和關鼎樂醫生。他們都是很資深的院士，對我這位乳臭未乾的年青醫生格外照顧。現在我仍記得大家當年在會議上一絲不苟的工作態度，以及林醫生的秘書Celia特意為我們準備的可口點心。一年後，呂振英醫生也加入了編委會，成為當時最年輕的編委。

蔡清鴻醫生是繼林醫生後的主編，他既要負責香港大學腫瘤科的研究和行政事務，又要照顧病人。然而他對於主編這份工作，卻仍是親力親為。而Karen也幫助我們的每一期學院通訊做了許多準備。

在二零零八年底，羅振基醫生誠邀我出任主編這份意義重大的工作。當時我正打算轉換工作環境，想來想去，忐忑不安，未敢遽應。最後還是毅然作出決定，接受為期一年的任命。

回想起來，以一人之力，如何殫精竭慮也是很難做好學院通訊的。但是眾多的編委，包括邱麗珊醫生和呂振英醫生都為我分擔了不少工作。而Karen更不辭勞苦地協助我。大家在這一年來的支持，我由衷地感激。

現在我很高興看到學院通訊在呂醫生掌舵後變得更多姿多采。我衷心地希望學院通訊能成為同行們互相交流的重要平台。

王奕  
二零一一年四月

I was asked by Dr. Lui to write some stories about the history of the Newsletter in Chinese. Then I realized that all of my colleagues and coworkers in the Newsletter Subcommittee were younger than me, which made me the most qualified person to write on this subject.

Oscar Wilde once said, "Anybody can make history. Only a great man can write it." I thought it was quite the other way. The story of the Newsletter of HKCR is about the dedication of the Newsletter Committee members and our College secretaries, of the hard work of all the fellows who made HKCR a great success, which future generations should remember and follow rather than forget.

I first joined the Newsletter Committee under Dr. H. S. Lam as the youngest member. Dr. Lam had served the Committee for 12 years as the chairman. His leadership, together with enthusiasm of the Committee members including Dr. Jennifer Khoo, Dr. William Foo, Dr. John Chan, Dr. T.L. Kwan and Dr. C.Y. Lui had launched many publications highly appreciated by our College Fellows. For every few months, a regular editorial meeting was held to review the topics and scrutinize the details in each issue, to plan the future issues and explore new topics. All the members showed great interest and steadfast commitment in their work, which contributed to the success of the Newsletter.

Dr. Daniel Chua succeeded Dr. Lam as the chairman of the Committee in year 2006. Being a clinician, clinical researcher, educator, and university administrator, Dr. Chua discharged his duty as the chief editor with perfection, assisted by other Committee members and our College secretary Karen. It was the great honour and privilege of my professional life to succeed Dr. Chua and have some responsibility for the Newsletter. At transition of my professional career in year 2009, I really had big shoes to fill because of my predecessors' splendid achievement. Working outside the public health sector enabled me to realize and see challenges faced by our profession in different perspectives.

I was relieved to be able to hand off the job to Dr. C.Y. Lui at end of one year's tenure. Like all the previous chief editors, the Newsletter will be always in my heart. I am sure under Dr. Lui's capable and strong leadership, the Newsletter will continue to serve as a leading channel for the fellows to exchange ideas and to overcome the challenges ahead.

Dr. Yik Wong  
April 2011



## Warden's Column

Do you know there was no "President's Jotting" in the early issues? Instead, our Warden had a regular column called "From your Warden" until 1995 by Dr. Chan Fu Luk, disseminating College news in connection with education and training, as well as the update of our College development.



### President's Column

This is my "first jottings" in our Newsletter, after much reminding by Dr J. Khoo. In fact, in recent months, I have been representing the College in many events both overseas and in Hong Kong and I use these as my weak excuses to push backward the deadline for submitting my assignment. Furthermore, unlike many of my colleagues, I simply refuse to write anything in the plane, except filling in the custom declaration forms.

#### Radiology in China – one Country, two Systems

I delivered a talk in the famous International Course in Davos, Switzerland. When composing my talk, much help came from my colleagues in Hong Kong and Prof J.P. Dai from Mainland. Since the talk was met with much interest from the course participants, I repeated it in the Annual General Meeting (AGM) of the Hong Kong Society of Diagnostic Radiologists and the AGM of the British Institute of Radiology, Hong Kong branch. I hope I had given the audience some insight into different training and resource systems between Hong Kong and Mainland. Though the difference is big currently, we anticipate the gap will be narrowed down gradually with comparable standard and training format between Hong Kong and Mainland.

#### Asian-Oceanian Society of Radiology – registration of the Society and Constitution changes

As many of our members may be aware, through the participation of Prof John Ho, Hong Kong is one of the founder members of AOSR from the start. We have been very active and have supported the AOSR activities enthusiastically. With the setting up of a permanent Secretariat in Singapore in the last few years, and the subsequent move to have the Society registered in Singapore, the Constitution of AOSR has to be changed. The proposed changes by the Singaporean Registrar have been most unfavorable towards Hong Kong remaining as a voting full member in the AOSR. Your Council and myself have been working very hard last year to try to negotiate with the AOSR Secretary and the Singaporean Registrar on the issue. To support our status quo, we have taken multiple references from the regional and international organizations in which Hong Kong is an independent member after 1997. Our Stand is also fully supported by Mainland China. We had spoken out in the General Assembly and in the Executive Committee meetings. We will continue to fight for this issue and if any member is interested to help, regarding international law and constitution, you are most welcome.

#### Chinese Medicine Bill

This Bill is being scrutinized in the Legislative Council at present. Your College, through the Hong Kong Academy of Medicine, has been given the opportunity to give our comments on this Bill. As this will certainly affect the delivery of healthcare in Hong Kong, we have set up a small ad hoc group to study the Bill. We will give special attention on the issue of diagnostic procedures and handling of radioactive sources. For those who are interested in the Bill and would like to provide comments, please contact our Secretariat.

Talking about Bills relating to healthcare to be debated in LegCo, the Academy and Academy Colleges are given copies for comments to be solicited. A list of these Bills is printed periodically in our Newsletter for members' information and enquiry.

#### The Harvard Report

As there are multiple forums organized for the public and the profession and heavy coverage by the media in respect of the "Harvard Report" on Hong Kong's health care reform, we decided that we do not need to hold formal discussion on the Report. However, some of us do query about whether certain points made in the Report are evidence-based and whether comprehensive research and interviews had been conducted. We, as clinicians, are most concerned about the development and the response of the Administration and the public.

#### Clinical Referral Guidelines

The joint project of the Hospital Authority and our College to develop a set of clinical referral guidelines is in its final stage. We have professional and non-professional helpers for this task. The group with all the subgroups has worked closely together for many months. Multiple venues have been employed to facilitate the discussion and proof reading. And I would like to end my column by thanking those who have contributed tremendously; so to you all, many thanks.

## President's Jotting

Since Autumn 1999, we have "President's Jotting" in every issue. This column is always highly-anticipated by our readers as it not only summarized the activities our College has carried out, but also highlighted the major coming events and the direction of our College.



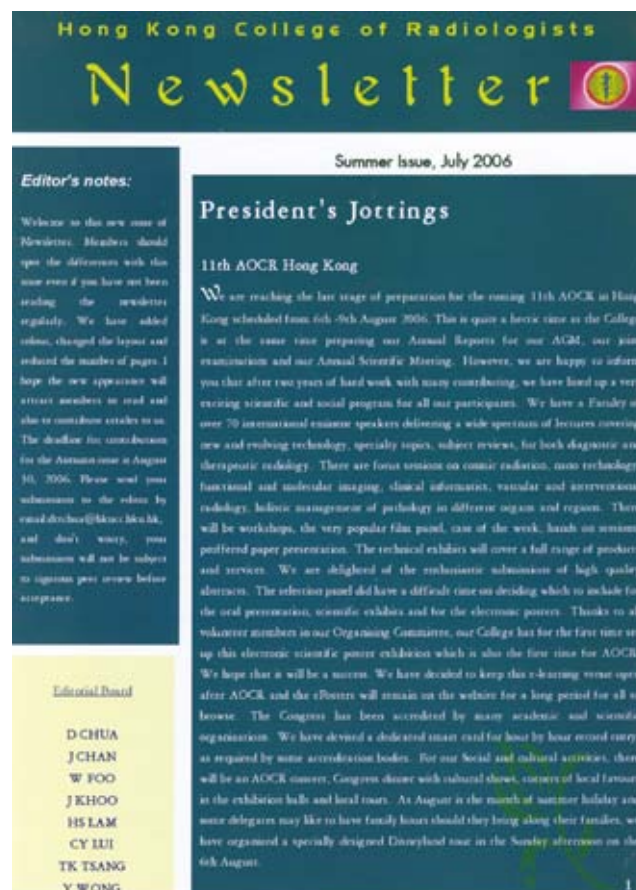
## From mono to color

Although having excellent reputation from fellows and members of our College, Dr. Lam Hon Shing indicated his wish to resign from the post of Chairman of Newsletter subcommittee in order to give more chances to the successors in 2005. Dr. Daniel Chua, a respectful clinical oncologist took up the role of Chief Editor.

Shortly after his inauguration, he recommended to enhance the Newsletter's readability by changing to colored version. In summer 2006, the first colored issue was published!

During my terms as Editor, I was able to bring color to our newsletter to make it more vibrant and visually appealing, especially with all those photos contributed by our Fellows and Members in numerous events. I like to take this opportunity to thank all the members for their contribution and support, to Karen for her exceptional skills and assistance, and also to Dr Lam Hon Shing for his invaluable advice during handover of editorship. Congratulations to my successor for a well-done job, and perhaps we can think of developing a mobile version of our newsletter on the popular networking platform.

Dr. Daniel Chua  
April 2011



With more than 18 years of support by members of both our College and the Newsletter subcommittee, the Newsletter has grown into a mature communication channel between our council and her members.

**“But Dr. Lui, we still think it is not enough!”**

**“You want to know what had happened before our Newsletter first issued 18 years ago?”**

Dr. Lui replied.

**“Time machine, Year 1991 please.....” we shouted.**


To be continued.....

*Dr. Julian Fong*

Princess Margaret Hospital  
April 2011



# THE ROYAL COLLEGE OF RADIOLOGISTS AND HONG KONG COLLEGE OF RADIOLOGISTS



## JOINT FINAL EXAMINATIONS FOR THE FELLOWSHIP CLINICAL RADIOLOGY (PART B) / CLINICAL ONCOLOGY (PART A & B)

### EXAMINATION DATES - AUTUMN 2011

Examination	Clinical Radiology (Part B)	*Clinical Oncology (Part A)	*Clinical Oncology (Part B)
Examination Dates	Week commencing 24 October 2011	7 September 2011	Week commencing 24 October 2011
Application Closing Date	21 June 2011 – 4:00p.m.		
Examination Fee	HK\$18,235.00	HK\$11,800.00	HK\$16,800.00
Examination Venue	Hong Kong	Hong Kong / Singapore	Hong Kong
Admission Ceremony Date	29 October 2011		
Apply to	Hong Kong College of Radiologists		

\*With effect from the Spring 2011 sitting, the Final FRCR Examination in Clinical Oncology will formally become a two part examination. The Final FRCR Part A Examination will comprise the two Single Best Answer question papers. The Final FRCR Part B Examination will comprise the oral and clinical components. Candidates may apply for the same sitting of the Final FRCR Part A examination and the Final FRCR Part B examination, but must have achieved success in the Final FRCR Part A examination before being permitted to subsequently attempt the Final FRCR Part B examination. **The HK\$11,800 fee reflects the Joint Final (Part A) Examination only while HK\$16,800 fee reflects the Joint Final (Part B) Examination only.** Candidates wishing to have the option to attempt both parts (A and B) must submit two separate payments with their application form: one for the Joint Final (Part A) Examination and a second for the Joint Final (Part B) Examination (see above). Once the results from the Joint Final (Part A) Examination are published, the second payment will not be processed, and that paperwork destroyed, if the candidate has not been successful. If the candidate is successful, the second payment will be taken at that stage. The Joint FRCR Part A Examination cannot be taken on it's own. Those wanting to take the Part A Examination must contact the Examinations office at the Royal College of Radiologists.

### NOTES

1. Please read **Guidance Notes for Examination Candidates** carefully before submitting an application. This document contains important information to assist with submission of an acceptable application.
2. Application for the Joint Final (Part B) Examination, in Clinical Radiology/Clinical Oncology, candidates should submit four passport-sized photographs with their application form.
3. Cheques for the Joint Examination for the Fellowship should be made payable to "Hong Kong College of Radiologists".
4. Please address any queries, correspondence and application forms concerning the Joint Examinations for the Fellowship to the Hong Kong College of Radiologists.
5. The Royal College of Radiologists will additionally hold its own examinations as detailed below.

First FRCR Examination in Clinical Radiology

Spring 2011, Summer 2011 and Autumn 2011

Final FRCR Examination Part A in Clinical Radiology

Spring 2011 and Autumn 2011

Final FRCR Examination Part B in Clinical Radiology

Spring 2011 and Autumn 2011

First FRCR Examination in Clinical Oncology

Spring 2011 and Autumn 2011

Final FRCR Examination Part A in Clinical Oncology

Spring 2011 and Autumn 2011

Final FRCR Examination Part B in Clinical Oncology

Spring 2011 and Autumn 2011

It will be possible to sit Part A of the Final FRCR Examination in Clinical Radiology/Clinical Oncology in Hong Kong at both the Spring and Autumn 2011 sittings.

Full details of all 2011 FRCR Examinations may be obtained from the Examinations Secretary at the Royal College of Radiologists, to whom applications must be submitted.

### Hong Kong College of Radiologists

Room 909, 9/F, Hong Kong Academy of Medicine Jockey Club Building  
99 Wong Chuk Hang Road, Aberdeen, HONG KONG  
Telephone: +852-2871 8830  
Facsimile: +852-2554 0739  
E-mail: enquiries@hkcr.org

### The Royal College of Radiologists

38 Portland Place, London, W1B 1JQ  
UNITED KINGDOM  
Telephone: +44(0)-20-7636 4432  
Facsimile: +44(0)-20-7323 3100  
E-mail: examinations@rcr.ac.uk

## THE FIRST ELECTRONIC ANATOMY PREPARATION COURSE SATURDAY, 19 FEBRUARY 2011

### From Trainee ...

The Part I exam was renewed in 2010 and anatomy was added into the syllabus in addition to physics. To help familiarize trainees with the new format, the Part I Anatomy course was organised by the College. The anatomy exam now consists of twenty images in different modalities including x-rays, CT scans, MRI and ultrasound images labeled from A to E displayed on the computer. Most of the labels point towards normal anatomical structures, whilst a few may test on other pieces of knowledge such as normal variants.

I attended the first anatomy course held on a Saturday afternoon in February 2011. We were first briefed on how to use the new program on the computers. Then, with the help of a number of seniors, three mock tests were compiled for us to practice on. Towards the end of the course, our seniors went through the mock images with us, highlighting the important anatomical structures and the type of mistakes we could easily make. At the end of the course we were not only familiarized with how to use the new programme, but we also benefited a lot from the mock tests!

By the time it was exam time, thanks to this anatomy course, most of us were well prepared for the new syllabus. I highly recommend this course to my fellow juniors in the years to come. Last but not least, we must thank all our seniors who designed the course and helped compile the mock tests for us!

*Dr. Victoria To*

Tuen Mun Hospital  
April 2011

### From Organizing Committee ...

After the introduction of new examination regulations and curriculum of the First FRCR Examination, many trainees have expressed their concerns about the examination settings in the electronic image viewing sessions. Therefore, we have decided to make 19 February 2011 a very special Saturday for the prospective candidates.

It was not only the first time for our young trainees to visit the examination venue and use the Osirix system to practise for their examinations, but it was also the first time for us to run the Part I Anatomy Preparation Course. With all the dedicated support and invaluable contributions from the members of different hospitals, we took on this challenge successfully. All participants took an active part and put in their best effort to acquire the knowledge, techniques and experience for their up-coming examinations. We all had a very fruitful and rewarding afternoon.

We would like to take this opportunity to thank everyone who have helped us immensely in the course, and also thank all the participants for their enthusiastic support. Last but not least, we would like to wish all our trainees all the best and every success in the up-coming examinations.

*Dr. Janice Ip*

Queen Mary Hospital  
April 2011





## THE FIRST ONCOLOGY FORUM OF HONG KONG SATURDAY, 4 DECEMBER 2010

The First Oncology Forum of Hong Kong was successfully held on 4 December, 2010, at Hong Kong Academy of Medicine Jockey Club Building. Expert oncologists from different centres in Hong Kong shared the up-to-date knowledge and the latest advances in a variety of diseases included cancer of stomach, lung, ovary, nasopharynx, and lymphoma. With great honour, we have also invited Prof. Jim Cassidy, from the University of Glasgow, Prof. Jie Wang, from the Beijing Cancer Hospital, Dr. Alison Jones, from the University College London and Royal Free Hospitals and Dr. Joseph Wee, from the National Cancer Centre of Singapore, to deliver lectures and share their precious experiences in management of cancer of colorectal, lung,

breast and nasopharynx respectively. Besides didactic lectures, interactive sessions with case discussion also provided a great opportunity for the oncologists to share their opinions and ideas of the management of different cancers. The forum was well attended by over 100 local and overseas participants.

Special thanks to the Roche Hong Kong Limited for their sponsorship of the event.

*Dr. Hoi-leung Leung*

Queen Elizabeth Hospital  
March 2011



### *Souvenirs were presented to distinguished speakers in the Symposium*

Top (from left to right): Prof. Winnie Yeo, Prof. Jie Wang, Dr. Victor Lee, Dr. Eric Tse

Bottom (from left to right): Dr. Janice Tsang, Dr. Roger Ngan, Dr. Joseph Wee, Dr. Anne Lee



*Snapshots of the Symposium on 4 December 2010*

## JOINT SCIENTIFIC SEMINAR ON "CRANIAL NERVES IN CANCER IMAGING: AN UPDATE" TUESDAY, 14 DECEMBER 2010



The scientific seminar on “Cranial Nerves in Cancer Imaging: An Update” delivered by Professor Vincent Chong was held at Kwong Wah Hospital on 14 December 2010. This annual educational seminar was jointly organized by Hong Kong College of Radiologists and the Hong Kong Society of Diagnostic Radiologists, and was well-attended by radiologists, radiographers and clinicians.

Professor Chong is a renowned radiologist, specializing in oncological imaging with expertise in head and neck radiology. He is the Head of Department of Diagnostic Radiology of National University of Singapore. Amidst the multiple review articles and book chapters written, Professor Chong had been awarded the SGH Outstanding Publications Award in 2000. Apart from various research works, Professor Chong is also an energetic and enthusiastic speaker in passing and sharing his decades of experiences in radiology to the new generation.

During the seminar, Professor Chong “updated” the audience on issues concerning cranial nerves in cancer imaging by taking us “back”: Back to the basics. As concluding from his own learning experiences, Professor Chong commented that head and neck radiology is nothing mysterious but requiring solid understandings in anatomy and pathology. Throughout the lecture, Professor Chong successfully captured the audience with his vivid examples in explaining the radiological features of issues such as perineural infiltration and denervation, and convinced us how these features, when viewed with the

latest advances in head and neck imaging, can be better understood and read with the fundamental knowledge of anatomical pathology in mind.

I would like to take this opportunity to express my sincere gratitude to Hong Kong College of Radiologists and the Hong Kong Society of Diagnostic Radiologists, together with all the members of the organizing team, for their tireless work in organizing this inspiring and amazing educational seminar.

*Dr. William Chun-wai Wong*

Kwong Wah Hospital  
December 2010





## ONCOLOGY SYMPOSIUM SATURDAY, 2 APRIL 2011

For those who attended the Hong Kong College of Radiologists Oncology Symposium on 2 April 2011, they should agree with me that they had chosen the right place to spend the beautiful Saturday afternoon. The focused topics of this symposium were breast carcinoma and renal cell carcinoma (RCC). Breast carcinoma is the commonest cancer among women in Hong Kong. The evolving treatment strategies have always been the hot issues among academics and public. Local experts in breast carcinoma were invited to keep the audience abreast of the current advancement in diagnosis and treatments regarding imaging and antineoplastic agents. RCC, though less common, has gained worldwide interest for the breakthrough in revealing the aberrant signal transduction activities in RCC, enabling the identification of specific molecular targets for therapy in recent decade. Prof. John Wagstaff was invited from UK to join the symposium to share his expertise in RCC.



Dr. Gladys G Lo, the radiologist-in-charge of Department of Diagnostic & Interventional Radiology at Hong Kong Sanatorium & Hospital, kicked off the symposium by delivering the first lecture on the role of breast magnetic resonance imaging (MRI) in breast carcinoma. Traditionally, tailored mammographic views and ultrasonography are the norm for diagnosis and screening for breast carcinoma. With great illustrating MRI pictures and discussion on evidence of the role of MRI in breast carcinoma, Dr. Lo enlightened the audience on how MRI of breasts can fill in the gaps in screening, assisting the diagnosis and staging when mammography and ultrasonography cannot achieve the purpose with confidence.




Breast carcinoma is among the cancer types well known for bone metastasis. In this symposium, Prof. Winnie Yeo in the Department of Clinical Oncology of the Chinese University of Hong Kong provided the latest prospective on monoclonal anti-RANKL antibody in preventing & delaying time to first skeletal-related events & treatment related bone loss in advanced breast cancer patients. She led us through the mechanisms of bony invasion by different mediators released from cancer cells. Besides bisphosphonate drugs which are commonly used to reduce the risk of complications from bone metastases, new class of agents that targets a protein known as the RANK ligand, have been shown to be more effective with promising results in clinical trials.



The outcome of early breast cancers is related to disease prognostic factors and potential surgical cure. Dr. Janice Tsang, assistant professor in the Department of Clinical Oncology of the University of Hong Kong, showed us how neoadjuvant treatment for breast cancers can optimize the breast cancer management. Particular attention



was focused on breast cancer overexpressing the HER2 gene, meaning the more aggressive tumour nature. The combination of anti-HER2 targeting agents with conventional chemotherapy can significantly shrink down the tumour, even to the state of pathological complete response, for getting the best surgical options.



Dr. Ho Wing Ming, associate consultant in the Department of Clinical Oncology of the Prince of Wales Hospital further elaborated on the anti-HER2 therapy via his talk on various anti-HER 2 targeting agents for augmenting the chemotherapy efficacy with tolerable side effects.



The next highlight falls on the topic of “Evolving standard of care in metastatic renal cell carcinoma”, which was discussed by Prof. John Wagstaff. Prof. Wagstaff is the Personal Professor & Clinical Senior Lecturer in Oncology Swansea University, Wales, UK. He described vividly how the management of advanced RCC was evolving with little progress over a long stagnant period from using the traditional cytokine-directed approaches e.g. interleukin-2 and interferon (IFN)- $\alpha$ , to the current bloom of several new agents against different angiogenesis and carcinogenesis pathways. He made a joke by saying that the progress is like the condition of waiting for a bus in London when the seemingly fruitless long wait is ended by a sudden surge of 5 buses coming up.

As one of the participants of the oncology symposium, I appreciated the organization's effort in providing a good platform for academic interflow and creating a chance for friends having the same interest to gather and share different experience.

*Dr. Inda Soong*

Pamela Youde Nethersole Eastern Hospital

April 2011



# 5<sup>th</sup> Congress of Asian Society of Cardiovascular Imaging

## 17<sup>th</sup> - 19<sup>th</sup> June 2011



The 5<sup>th</sup> Congress of Asian Society of Cardiovascular Imaging (ASCI 2011), organized by Hong Kong College of Radiologists and Hong Kong College of Cardiology, will be held on 17-19 June 2011, at the Hong Kong Convention and Exhibition Centre, Hong Kong SAR, China.

ASCI is a major annual cardiovascular imaging congress in Asia. This is the first time that Hong Kong has the honour to host this important Congress. A wide spectrum of modalities including CT, MR, SPECT and echocardiography will be covered in plenary lectures, satellite symposia, free paper presentations, hands-on workshops, scientific exhibits and technical exhibition. International and regional experts in different aspects of cardiac and vascular imaging have been invited to lecture on recent developments, share invaluable experience, and to revisit the important fundamentals in their respective fields.

To ensure success of the Congress, the Local Organising Committee has performed extensive and meticulous planning. Activities to promote the Congress have been organised both locally and overseas, including the 4<sup>th</sup> Congress of Asian Society of Cardiovascular Imaging (ASCI 2010) & the 13<sup>th</sup> Asian Oceanian Congress of Radiology (AOCR 2010) on 19-23 March 2010 in Chinese Taipei and the 26<sup>th</sup> International Congress of Radiology on 9-12 April 2010 in Shanghai. ASCI officials had flown to Hong Kong in January 2011 for a meeting with the local organizers and site visit.

The scientific programme includes joint sessions with international societies of cardiovascular imaging, namely the Society for Cardiovascular Magnetic Resonance (SCMR) and the Society of Cardiovascular Computed Tomography (SCCT). Film Panel discussions have also been arranged for delegates to read cases with the experts.



Back row (from left to right): Dr. Jongmin Lee, Dr. Byoung Wook Choi, Prof. Hajime Sakuma, Dr. John Hoe, Dr. Chris Wong, Dr. Jennifer Khoo, Dr. Jack Shu, Dr. Yiu Chung Wong, Dr. Stephen Cheung, Ms. Karen Law  
Front row (from left to right): Ms. Joo Yeon Kim, Dr. Yeon Hyeon Choe, Dr. Sachio Kuribayashi, Prof. Tae-Hwan Lim, Dr. Lilian Leong, Dr. Chung Seung Chiang, Dr. Chun Key Law



# ASCI 2011 HONG KONG



A dedicated symposium of radiation protection, which is jointly organised by International Radiology Quality Network (IRQN), Hong Kong Association of Medical Physics (HKAMP) and Hong Kong College of Radiologists (HKCR), focusing on the hot topics of risks, benefits and safety of radiation exposure is one the

highlights of the Congress. There will be a Hong Kong College of Radiographers and Radiation Therapists (HKCRRT) sponsored satellite programme dedicated to recent advance on radiographers' techniques.

Hands-on workshops will be held concurrently with the Congress. Participants can meet with specialists including renowned radiologists and cardiologists and learn how to make the best use of advanced workstations and software to report efficiently and improve their workflow.

In addition, interesting social and Congress functions are organized for our local and overseas delegates to enjoy.

As experts and keen learners of the field, the participants of ASCI 2011 will no doubt benefit from various scientific activities and exhibits.


**DON'T miss out & DO register now!!**

Further details of the Congress are available in the ASCI 2011 website: <http://www.asci2011.org>.



Snapshots of ASCI officials site visit at Hong Kong Convention & Exhibition Centre on 14 January 2011



4<sup>th</sup> Joint Scientific Meeting ofTHE ROYAL COLLEGE OF RADIOLOGISTS AND  
HONG KONG COLLEGE OF RADIOLOGISTSand 19<sup>th</sup> Annual Scientific Meeting of  
Hong Kong College of Radiologists29 OCTOBER -  
30 OCTOBER 2011  
(Saturday & Sunday)**MARK YOUR DIARY! SUBMIT YOUR ABSTRACTS! REGISTER TODAY!**

The 4<sup>th</sup> Joint Scientific Meeting of the Royal College of Radiologists & Hong Kong College of Radiologists and 19<sup>th</sup> Annual Scientific Meeting of Hong Kong College of Radiologists will be held on 29 October - 30 October 2011 (Saturday & Sunday) at the Hong Kong Academy of Medicine Jockey Club Building.

**CALL FOR ABSTRACTS**

You are cordially invited to submit abstracts for presentation in the proffered paper session, or poster presentation. Authors are required to submit abstracts in electronic format together with the abstract form, which can be downloaded from our College's website: <http://www.hkcr.org>. Photocopies and submission by fax will not be accepted. The form and abstract file should reach the College Secretariat via email at [admin@hkcr.org](mailto:admin@hkcr.org), **on or before 29 July 2011**. For details, please refer to the notes on submission of abstracts in the abstract form.

As in last year, there will be awards for the best Radiology, Clinical Oncology and Nuclear Medicine papers presented in the meeting: The Hong Kong Society of Diagnostic Radiologists Trust Fund Award, Hong Kong Society of Clinical Oncology Best Paper Award and Hong Kong Society of Nuclear Medicine Best Paper Award. The Young Presenter's Award in Radiology, Clinical Oncology and Nuclear Medicine (i.e. Award for the best proffered paper presented orally by an investigator who is not

yet accredited and is now receiving radiological training in a recognized training programme) will be sponsored by Dr. Lilian Leong, Dr. Lau Wai Hon, and Hong Kong Society of Nuclear Medicine respectively.

The Award sponsored by the Education & Research Fund will also be presented to The Best Original Paper for Journal of the Hong Kong College of Radiologists this year. Registrants who wish to have their papers considered for the Award should also submit the full manuscript, in addition to the abstract, to the College Secretariat **by 31 August 2011**. Please refer to "Instruction for Authors" for details of manuscript format.

**Deadline for submission of abstracts: 29 July 2011****Deadline for submission of manuscripts: 31 August 2011**

Accepted abstracts will be printed in the Programme Book if the Presenting Author has registered and paid the registration fee in full by **30 September 2011**.

**REGISTRATION FEE**

	Fellows & members of RCR / HKCR	Radiographers, Medical Physicists and Nurses	Other Physicians	Students
Discounted Rate for Early Bird Registration (Before 31 August 2011 by postage chop)	HKD 1,000 / USD 140	HKD 850 / USD 120	HKD 1,400 / USD 200	HKD 500 / USD 70
Full Registration (2 Days)	HKD 1,400 / USD 200	HKD 1,000 / USD 140	HKD 1,700 / USD 240	HKD 700 / USD 100
Day Registration	HKD 700 / USD 100	HKD 500 / USD 70	HKD 850 / USD 120	HKD 350 / USD 50
Dinner of the Colleges on 29 October 2011	HKD 200 / USD 35			

\*Registration fees for delegates include a copy of programme book, coffee breaks and lunch during the meeting period. Conference kits are for full registrants only. All bank charges must be pre-paid.

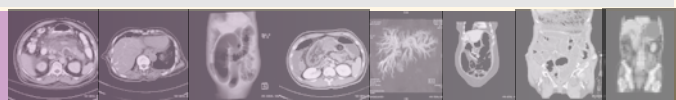
**Early Bird Registration: 31 August 2011****CME/CPD ACCREDITATION**

CME/CPD credit points from The Royal College of Radiologists, Hong Kong College of Radiologists, other Colleges of the Hong Kong Academy of Medicine, MCHK CME Programme and Radiographers Board of Hong Kong are under application.

**Please remember to register for your CME/CPD points on both days of the meeting.**

**We look forward to your participation and support!**

The Scientific Programme will be posted onto the Colleges' website soon. Please visit our website for updated meeting programme and information: <http://www.hkcr.org>



## MEMBERSHIP STATUS

**Our College has the following numbers of members as at 30 April 2011:**

Status	Number
Honorary Fellow	12
Honorary Member	4
Fellow	394
Member	132
Trainee Member	33
Associate Member	1
<b>Total</b>	<b>576</b>

**List of Fellows admitted from 21 December 2010 till 30 April 2011:**

Admission date	Name	Specialty	Training Center
22 February 2011	CHAN Sau Wai Verena	DR	QMH
22 February 2011	CHOW Hung Lit	DR	KWH
22 February 2011	FONG Chun Yan	DR	PMH
22 February 2011	KA Solomon Yig Joon	DR	PYNEH
22 February 2011	KWOK Kai Yan	DR	QEH
22 February 2011	LAM Hiu Yin Sonia	DR	QMH
22 February 2011	LAM Tai Chung	CO	TMH
22 February 2011	LEE Chi Yan Conrad	CO	PMH
22 February 2011	LEE Jeriel	DR	PYNEH
22 February 2011	LEUNG Hoi Leung	CO	QEH
22 February 2011	LO Bill Archie	DR	PMH
22 February 2011	LO Sheung Ming Sherman	DR	QEH
22 February 2011	MAN Man Wai	DR	PYNEH
22 February 2011	SHUM Sing Fai John	DR	PYNEH
22 February 2011	TSE Yiu Cheong	CO	PMH
22 February 2011	WONG Chun Wai	DR	KWH

**List of Members admitted from 21 December 2010 till 30 April 2011:**

Admission date	Name	Specialty	Training Center
21 December 2010	LEE Tang Fei	DR	PYNEH
21 December 2010	LEUNG Siu Ting	DR	PYNEH
26 April 2011	LAI Wing Yu	CO	PMH
26 April 2011	LAM Yuk Ting	CO	PMH

**List of Trainee Members admitted from 21 December 2010 till 30 April 2011:**

Admission date	Name	Specialty	Training Center
21 December 2010	CHAN Po Chung	CO	TMH
25 January 2011	CHAN Fong Ting	CO	QMH
25 January 2011	LAI Yee Tak Alta	DR	PYNEH
25 January 2011	TANG Chun Wah	DR	PYNEH
25 January 2011	WU Kwan Kit	NM	QEH
22 February 2011	CHIANG Chi Lin Chilene	DR	UCH
22 February 2011	FUNG Sin Yue Cindy	DR	NDH
22 February 2011	LAM Mau Chu	DR	UCH
22 February 2011	LAU Kin Sang	CO	QMH
29 March 2011	TSE Ka Hei	DR	UCH
26 April 2011	LEE Kar Ho	DR	PYNEH
26 April 2011	LO Shing Yen Christine	DR	QMH

## The Council (2010-2011)

### PRESIDENT

Dr. C.K. Law  
羅振基醫生

### SENIOR VICE-PRESIDENT

Dr. Jennifer L.S. Khoo  
邱麗珊醫生

### VICE-PRESIDENT

Dr. Anne W.M. Lee  
李詠梅醫生

### WARDEN

Dr. H.S. Lam  
林漢城醫生

### HONORARY TREASURER

Dr. C.M. Tong  
唐卓敏醫生

### HONORARY SECRETARY

Dr. Stephen C.W. Cheung  
張志偉醫生

### COUNCIL MEMBERS

Dr. James C.S. Chan  
陳志生醫生  
Dr. T.M. Chan  
陳子敏醫生  
Prof. Dora L.W. Kwong  
鄺麗雲教授  
Dr. S. Lau  
柳洵醫生  
Dr. C.Y. Lui  
呂振英醫生  
Dr. Hector T.G. Ma  
馬天競醫生  
Dr. W.T. Ngai  
魏偉達醫生  
Dr. S.J. Shu  
許向捷醫生  
Dr. Y.C. Wong  
王耀忠醫生

### HONORARY LEGAL ADVISOR

Mrs. Mabel M. Lui  
呂馮美儀女士

### HONORARY AUDITOR

Mr. Charles Chan  
陳維端先生

### FOUNDING PRESIDENT & IMMEDIATE PAST PRESIDENT

Dr. Lilian L.Y. Leong  
梁馮令儀醫生

### EXECUTIVE OFFICER

Ms. Karen Law  
羅雅儀小姐

## FORTHCOMING MEETINGS IN 2011

Date	Event	Venue	Website
18-21 May 2011	15 <sup>th</sup> Congress of the ASEAN Association of Radiology Incorporating the 20 <sup>th</sup> Annual Scientific Meeting of the Singapore Radiological Society and College of Radiologists	Furama Riverfront, Singapore	<a href="http://www.aseanradiology.org">www.aseanradiology.org</a>
4-9 June 2011	American Society of Neuroradiology 49 <sup>th</sup> Annual Meeting	Seattle, Washington	<a href="http://www.asnr.org/2011">www.asnr.org/2011</a>
17-19 June 2011	5 <sup>th</sup> Congress of Asian Society of Cardiovascular Imaging (ASCI 2011)	Hong Kong, China	<a href="http://www.asci2011.org">www.asci2011.org</a>
21-23 July 2011	45 <sup>th</sup> Singapore Malaysia Congress of Medicine 2011	Suntec, Singapore	<a href="http://www.smcm-ams.com">www.smcm-ams.com</a>
2-3 September 2011	8 <sup>th</sup> CT Coronary Angiography Teaching Course & 3 <sup>rd</sup> Cardiac MR (Level 1) Course	Phuket, Thailand	<a href="http://www.cardiaccttc.com.sg">www.cardiaccttc.com.sg</a>
8-10 September 2011	24 <sup>th</sup> Annual Meeting and Refresher Course of the European Society of Head and Neck Radiology (ESHNR 2011)	Brugge, Belgium	<a href="http://www.eshnr2011.be">www.eshnr2011.be</a>
27-29 October 2011	Korean Congress of Radiology (KCR 2011)	Seoul, Korea	<a href="http://kcr4u.org/">http://kcr4u.org/</a>
27 November - 2 December 2011	RSNA 2011	Chicago, USA	<a href="http://rsna2011.rsna.org">http://rsna2011.rsna.org</a>