



INSIDE THIS ISSUE

- 01 President's Jotting
- 02 Call for Application of HKCR Education and Research Fund
- 03 Do You Know??
- 04 College Examinations Successful Candidates
- 05 Joint Final Examinations for The Fellowship Clinical Radiology (Part B) / Clinical Oncology
- 06 Congratulations to Dr. Lilian Leong – Honorary Fellow of the American College of Radiology
- 07 WHO Consultancy on "Referral Guidelines for Appropriate Use of Radiation Imaging", 1-3 March 2010, Geneva
- 08 HKCR 15A Travelling Fellowship - Attachment at the Royal National Orthopaedic Hospital
- 09 The 4th Congress of Asian Society of Cardiovascular Imaging (ASCI 2010) & the 13th Asian Oceanian Congress of Radiology (AOCR 2010), 19-23 March 2010, Chinese Taipei
- 11 Basic Angiography Course, 28 November 2009
- 12 - Scientific Meeting on "Radiation Treatment of Bone Metastases: Biased or Evidence-Based", 23 December 2009
- Christmas Lunch with HKCR Secretariat, 15 December 2009
- 13 18th Annual Scientific Meeting of Hong Kong College of Radiologists
- 14 Forthcoming College's Scientific Activities
- 15 Membership Status
- 16 - Forthcoming Meetings in 2010
- Message from Editor-in-Chief, JHKCR

EDITORIAL BOARD

LUI Chun Ying
 CHAN Ka Fat John
 CHAU Kwok Kwan
 CHOY Tim Shing
 KEI Shiu Kong Cicero
 KHOO Lai San Jennifer
 TSANG Tsz Kan
 WONG Yik

PRESIDENT'S JOTTING

Over the past few months, the College has been actively engaged in several important international conferences and brought back fresh and insightful ideas. First of all, Dr. Lilian Leong represented the College in the International Radiology Trends Meeting, RSNA 2009, in December 2009 in Chicago. The main theme of the meeting was Hybrid Imaging. This is especially relevant to us in that a recent survey in Japan regarding PET/CT reporting revealed that within the Asian region, only the radiologists from Hong Kong and Japan were involved in reporting. As crossover reporting would become the future trend, the International Trends Committee is planning to establish guidelines in basic training for the purpose of hybrid imaging. For our College, knowing the complexity of the cross training among the 3 specialties, a working group will soon be formed under Dr. CM Tong to study the feasibility of such training between Nuclear Medicine and Clinical Radiology.

Second, Dr. Leong also travelled to the WHO Headquarter in Geneva to present at the intensive International Radiology Quality Network (IRQN) Referral Guidelines Working Group meeting for the consultancy on 'Referral Guidelines for Appropriate Use of Radiation Imaging', followed immediately by the IRQN Annual Meeting at European Congress of Radiology (ECR) in Vienna, all within the first few days of March 2010. There was a mammoth plan of revising the Clinical Referral Guidelines in Radiology, with a review to rationalize and optimize the use of radiation in clinical practice, bearing in mind the issue of radiation protection. As our College Clinical Referral Guidelines have been written more than a decade ago, it is timely for a second edition in line with the WHO guidelines.

During the past weeks, the College has been extremely busy to devise the organization structure of the 5th Congress of Asian Society of Cardiovascular Imaging in 2011 (ASCI 2011) in Hong Kong. Jointly organized with the Hong Kong College of Cardiology, this is the largest event held by the College after AOCR 2006. In late March 2010, our College sent a strong delegation to the ASCI 2010 and AOCR 2010 which was held in Taipei, bringing with them freshly made posters and many interesting souvenirs to promote ASCI 2011. Among the delegates were Drs. Leong, HS Lam, YC Wong, Jack Shu and Ms. Karen Law. The response was truly positive and the support from ASCI and industrial partners was unanimous. Furthermore, on public request during the Taipei meeting to promote the event in Mainland, another team of delegates will soon attend the International Society of Radiology (ISR) Congress (ICR 2010) in Shanghai in early April for the purpose.

Back to examination matters, the College is currently actively discussing with The Royal College of Radiologists (RCR) on the logistics of running the Examination using the electronic format. Hardware and software procurement and storage, system set up and contingency, data security and back-up are among the issues in mind. The College will keep all Training Heads informed of the latest development.

Again on fostering the relationship with RCR, the application for the second year of the HKCR 15A Travelling Fellowship has just been closed and a selection process will follow. Not long ago, Dr. John HUI Ping-kuen from Department of Radiology of Tuen Mun Hospital has gained fruitful experience during his short stay in London as the first recipient of the HKCR 15A Travelling Fellowship. He made a friendly visit to RCR in Portland Place and met Dr. David Lindsell, the Warden of the Fellowship and Warden of the Faculty of Clinical Radiology of RCR. It is hoped that this unofficial bonding with RCR can become a routine for all coming HKCR 15A Fellows.

You may be aware in our last issue of Newsletter, 3 types of Medallion awards for different levels of examination were detailed. Observant readers may discover that as yet no recipient has been announced for the latest award, Dr. FL Chan Medal. Fortunately, in the recent Exit Assessment, 2 potential candidates have been recommended based on their superb performance during the Higher Training and in Exit Assessment with their first attempt. A separate Assessment Board chaired by the Warden will soon be convened to decide.

Despite tremendous workload with tight deadlines and many last minutes changes, the College continues to strive well, thanks to the Council, various Committees and Subcommittees and the most efficient Secretariat for their dedication. Now we are in the second lunar month of the year of Tiger. I am confident that our College and all our members will work as swiftly as tigers.

Chun-key Law

April 2010

Call for Application of HKCR Education and Research Fund

HKCR Education and Research Fund is now opened for application to support research projects, conference attendance and other activities between Jan 1, 2011 and June 30, 2011

The objective of HKCR Education and Research Fund is to promote and assist career development, continuing education and research activities among members of Hong Kong College of Radiologists (HKCR) and international professional community.

Four Categories of Grants are available from the Fund:

- I. Education grant to assist HKCR members for overseas advanced training and international conventions.
- II. Education grant for Mainland China and overseas radiologists to participate in activities organized by HKCR.
- III. Conference grant to assist HKCR members in organizing educational activities.
- IV. Research grant to assist HKCR members to conduct pilot study in basic and clinical research

The completed application form should be submitted to the Secretariat Office to the attention of the Chairman of the Committee of HKCR Education and Research Fund. Enquiries on details of grants and application forms can be directed to the College Secretariat.

Deadline for Application: October 15, 2010

DO YOU KNOW??

Logo of Hong Kong College of Radiologists

Our College logo forms an important part of the College's heritage. It owes its birth to Mr. Peter Lim (DM, Department of Radiology, PYNEH), whose design championed over many others in the logo design competition held by the College in 1991. This section will take you through the background and detailed anatomy of the logo.

The Anatomy of the College Logo

- ❖ The Snake of Aesculapius (God of medicine and healing) is the symbol of Medicine and Medical profession.
- ❖ The Sword entwined by the Snake symbolizes treatment by Radiation Medicine.
- ❖ Concentric Arcs represent the field of Ultrasound in Medicine.
- ❖ Orbiting Electrons symbolize the imaging and therapeutic technology employed in Radiation Medicine, which is crucially based upon the physical properties of subatomic structures:
 - Electron – the origin of X- and gamma radiations which are employed for imaging and therapeutic purposes.
 - Proton – the element of image formation by the principle of Magnetic Resonance.
- ❖ The Heart formed by and intermingled among the three electron orbits connote the tender care delivered by the "Profession of Diagnostic Radiology and Radiation Oncology".



Designer's Perspective on the College Logo

The purpose of the logo is to deliver an image of professionalism and high standards of practice, with a design which is easily memorisable, recognizable, unique and which conveys the message of the function of HKCR. The logo portrays the symbol of the sword and the snake intermingling with electron orbits, which in turn are circumscribed by the physical phenomenon of sound waves.



Staff of Aesculapius

Members and Fellows may notice that the symbol of the sword wrapped around by the snake differs from the more commonly used symbol for Western Medicine – the staff of Aesculapius (see illustration). Over the years, many may have wondered why. Here is the long-anticipated answer for those interested:

The razor-sharp double-edged sword stands for the concomitant risk and benefit brought about by Radiation Medicine. Radiation is an indispensable tool in diagnostic and therapeutic radiology as well as clinical oncology, yet excessive exposure to radiation could be mutagenic and cancer-inducing. The delicate balance between benefit and risk demands the judicious and appropriate use of radiation for diagnosing and treating diseases.

Last but not least, credit goes to Dr. Lilian Leong, the Founding President of Hong Kong College of Radiologists, for the fine selection of the colour palette and colour combination of the logo.

Mr. Peter Lim

March 2010

COLLEGE EXAMINATIONS SUCCESSFUL CANDIDATES

Exit Assessment – January 2010

Date : Radiology – 11 January 2010 (Monday)
 Clinical Oncology – 12 January 2010 (Tuesday)
 Venue : College Chamber, Room 909, 9/F, Hong Kong Academy of Medicine Jockey Club Building

Radiology

Chairman of Assessment Panel: Dr. Lam Hon Shing
 Assessors: Dr. James Chan Chi Sang, Dr. Ann King, Dr. Chau Ming Tak

SUCCESSFUL CANDIDATES

CHAN Sze Wun Winnie (Tuen Mun Hospital), CHEUNG Chi Yan (Prince of Wales Hospital), CHU Yiu Ching Tiffany (Kwong Wah Hospital), LAI Hiu Yan Miranda (United Christian Hospital), LAI Vincent (Tuen Mun Hospital), SUN Man Kin Michael (Queen Mary Hospital), TAM Hiu Tung (Prince of Wales Hospital), TSANG Shing Fung Dickson (Queen Mary Hospital), WAI Man Wah Andrew (Queen Elizabeth Hospital), WONG Ho Man Simon (Queen Mary Hospital)

Clinical Oncology

Chairman of Assessment Panel: Dr. Lam Hon Shing
 Assessors: Dr. Yau Tsz Kok, Dr. Brian Yu Kwok Hung

SUCCESSFUL CANDIDATES

LEE Ho Fun Victor (Queen Mary Hospital), LEUNG Kwok Cheung Alex (Queen Elizabeth Hospital), LUI Cheuk Yu (Princess Margaret Hospital), NG Kwok Hang Connie (Princess Margaret Hospital), SIU Wai Kwan Steven (Queen Mary Hospital)

Palliative Medicine Board Examination – December 2009

Date : 22 December 2009
 Venue : 4/F, Block R, Queen Elizabeth Hospital

Examiners

Professor Edward Chow	Dr. Wong Kam Hung	Dr. Yeung Mei Wan
Dr. Wong Ka Yan	Dr. Yuen Kwok Keung	

SUCCESSFUL CANDIDATES

CHAN Kuen (Pamela Youde Nethersole Eastern Hospital), CHOI Chi Yin (Princess Margaret Hospital), TSANG Hin Ling Abby (Princess Margaret Hospital), LEE Ann Shing (Tuen Mun Hospital), NG Wan Ying Alice (Tuen Mun Hospital), CHAU Kwok Kwan (Queen Elizabeth Hospital), POON Che Mun Patricia (Queen Elizabeth Hospital)

THE ROYAL COLLEGE OF RADIOLOGISTS AND HONG KONG COLLEGE OF RADIOLOGISTS

**JOINT FINAL EXAMINATIONS FOR THE FELLOWSHIP
CLINICAL RADIOLOGY (PART B) / CLINICAL ONCOLOGY**

EXAMINATION DATES AUTUMN 2010

Examination	Clinical Radiology (Part B)	Clinical Oncology
Examination Dates	Week commencing 25 October 2010	Written Papers: 27 September 2010 Oral and Clinical Examinations: Week commencing 25 October 2010
Application Closing Date	16 July 2010 – 6:00p.m.	
Examination Fee	HK\$15,835.00	HK\$24,795.00
Examination Venue	Hong Kong	
Admission Ceremony Date	30 October 2010	
Apply to	Hong Kong College of Radiologists	

NOTES

1. Please read *Guidance Notes for Examination Candidates* carefully before submitting an application. This document contains important information to assist with submission of an acceptable application.
2. Candidates should submit four passport-sized photographs with their application form.
3. Cheques for the Joint Examination for the Fellowship should be made payable to “Hong Kong College of Radiologists”.
4. Please address any queries, correspondence and application forms concerning the Joint Examinations for the Fellowship to the Hong Kong College of Radiologists.
5. The Royal College of Radiologists will additionally hold its own examinations as detailed below.

First FRCR Examination in Clinical Radiology	Spring 2010, Summer 2010 and Autumn 2010
Final FRCR Examination Part A in Clinical Radiology	Spring 2010 and Autumn 2010
Final FRCR Examination Part B in Clinical Radiology	Spring 2010 and Autumn 2010

First FRCR Examination in Clinical Oncology	Spring 2010 and Autumn 2010
Final FRCR Examination in Clinical Oncology	Spring 2010 and Autumn 2010

It will be possible to sit:

1. Part A of the Final FRCR Examination in Clinical Radiology in Hong Kong at both the Spring and Autumn 2010 sittings.
2. First FRCR Examination in Clinical Oncology and the written papers of the Final FRCR Examination in Clinical Oncology in Hong Kong at both the Spring and Autumn 2010 sittings.

Full details of all 2010 FRCR Examinations may be obtained from the Examinations Secretary at the Royal College of Radiologists, to whom applications must be submitted.

Hong Kong College of Radiologists
Room 909, 9/F
Hong Kong Academy of Medicine Jockey Club Building
99 Wong Chuk Hang Road, Aberdeen, HONG KONG
Telephone: +852-2871 8830
Facsimile: +852-2554 0739
E-mail: enquiries@hkcr.org

The Royal College of Radiologists
38 Portland Place, London, W1B 1JQ
UNITED KINGDOM
Telephone: +44(0)-20-7636 4432
Facsimile: +44(0)-20-7323 3100
E-mail: examinations@rcr.ac.uk

Congratulations to Dr. Lilian Leong – Honorary Fellow of the American College of Radiology

Our College Founding President, Dr. Lilian Leong, BBS, JP, was awarded the Honorary Fellowship of the American College of Radiology (ACR) for her outstanding contribution to radiology. The Fellowship will be formally conferred at the ACR convocation ceremony to be held on Sunday, 16 May 2010 in Washington, DC.

The ACR Honorary Fellows are elected by the Board of Chancellors in recognition of preeminent contributions to the science or practice of radiology by individuals who by virtue of residence, education, profession, or lack of board certification are ineligible for admission as Members of the College. We understand that the election is usually from hundreds of nominations. The determination of the award of Honorary Fellow from this list is by vote of the Board of Chancellors at its fall meeting, and no more than three such awards may be made each year. However, in any year there may be fewer than three, or even none.

Since 1947 this award has been presented to approximately 185 outstanding individuals from all over the world. The other recipient from Hong Kong was our late Prof. John H.C. Ho who had received this honour in year 1972.

“As the Founding President of Hong Kong College of Radiologists, Dr. Lilian Leong, B.B.S., J.P., maintains a demanding schedule, given her other undertakings, including reviving the Asian Oceanic Radiological Society and serving on numerous RSNA committees, among other commitments. Her copious professional responsibilities inspired nomination sponsor William G. Bradley Jr., M.D., Ph.D., FACR, of the University of California, San Diego, to proclaim, “She is probably best known for her organization skills.” Having secured the admiration of her colleagues, both in Hong Kong and around the world, there is no doubt that Leong is unequivocally regarded as Hong Kong’s preeminent radiologist.”

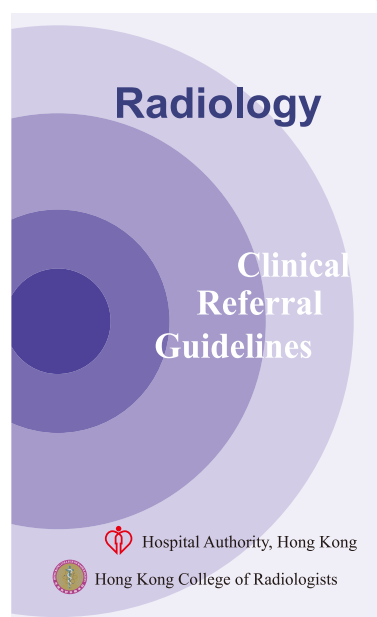
Our College would like to congratulate Dr. Leong for the recognition of her outstanding work in radiology and for this prestigious award.

Further details can be found in ACR website: <http://www.acr.org/SecondaryMainMenuCategories/NewsPublications/FeaturedCategories/ACRBulletin/Archives/2010Bulletins/March2010.aspx>

WHO Consultancy on “Referral Guidelines for Appropriate Use of Radiation Imaging”, 1-3 March 2010, Geneva

Dr. Lilian Leong, Founding President of Hong Kong College of Radiologists, representing Hong Kong College of Radiologists attended the meeting in Geneva for the WHO consultancy on “Referral Guidelines for Appropriate Use of Radiation Imaging”.

Dr. Leong is one of the members of the meeting. She was the Convenor and led the expert group in the production of “Clinical Referral Guidelines” which was a joint project of Hong Kong College of Radiologists and Hospital Authority, Hong Kong published in 1999. She shared the development of the Hong Kong Clinical Referral Guidelines as well as the vision of the need for regular update of the Guidelines and the impact of future technology on radiological and healthcare services.



The following is taken from the news release at WHO website. Further details can be seen at http://www.who.int/ionizing_radiation/about/med_exposure/en/index2.html.

Key representatives of the world's leading medical imaging societies have recommended that a common set of global referral guidelines for appropriate use of medical imaging be produced in the first such global meeting of experts convened under WHO auspices in nearly two decades.

Medical imaging experts from international, regional and national professional societies as well as the International Atomic Energy Agency and the European Commission, met in a WHO-hosted consultation in Geneva, 1-3 March, 2010. The consultation, “Referral Guidelines for Appropriate Use of Radiation Imaging”, was held in the context of the WHO Global Initiative on Radiation Safety in Health Care Settings (Global Initiative), launched in December 2008.

Their call comes in the wake of trends that have seen diagnostic imaging and interventional radiology procedures being used more and more to accurately diagnose a wide range of illnesses and injuries and provide life-saving treatment.

At the same time, however, appropriate use of such technologies is becoming an important health policy concern, particularly since medical radiation exposure constitutes the main source of radiation exposures in many countries and inappropriate use can lead to unnecessary exposures.

The 36 experts, representing 23 agencies and professional societies from across WHO's six regions, agreed upon a roadmap to develop an international set of evidence-based referral guidelines and facilitate their implementation. Plans also call for monitoring the use and evaluation of the impact of the use of such guidance in different clinical settings.

The consultation recommended development of a global set of referral guidelines under the umbrella of WHO, and in collaboration with other relevant international bodies. This would include review, adaptation and expansion, as necessary, of evidence-based guidelines that exist nationally and regionally.

The ultimate purpose is to promote good medical practice through an appropriate use of medical imaging. Reduction of unnecessary radiation exposure by justification of radiological medical procedures is a major goal for the Global Initiative and this international effort will contribute to that goal.



Photo taken at WHO Consultancy on 'Referral Guidelines for Appropriate Use of Radiation Imaging' in Geneva, March 2010

HKCR 15A Travelling Fellowship - Attachment at the Royal National Orthopaedic Hospital

It is with great pleasure and honor that I was awarded the HKCR 15A Travelling Fellowship, supporting my overseas training at the Royal National Orthopaedic Hospital (RNOH) from mid-January to mid-February 2010. I would like to thank our College for sponsoring this training opportunity.

As the ambassador of our College, I took this chance to visit the Royal College of Radiologists. I met the warden of RCR, Dr. David Lindsell and we had an informal discussion about the recent development of both Colleges. He fully supported this traveling Fellowship with the aims to forge a link between the two Colleges and also the institute. Dr. Lindsell also mentioned about the recent purchase of new RCR building at Lincoln's Inn Fields in central London. The RCR will start the refurbishment soon and hope to complete by the end of 2011. The new building will have a lecture theatre, which will also serve as an examination venue for the new, electronic FRCR exams. There will also be rooms for simulators and workstations for various modalities of radiology.

For RNOH, the hospital provides a comprehensive range of neuro-musculoskeletal health care, ranging from the most acute spinal injury or complex bone tumour to orthopaedic medicine and specialist rehabilitation for chronic back pain sufferers. Their huge collections of various diseases provide me a very good chance of a more in-depth training in musculoskeletal radiology. It is my pleasure that I can learn from the various renowned radiologists at the RNOH.

Finally, I would like to give my sincere thanks to the HKCR, RCR and my department for such an arrangement supporting my training in the United Kingdom. I hope that this Fellowship would support more of our College fellows for their overseas training in UK. Overall, I feel that this Fellowship is a very good chance in fostering the link between two Colleges and also promoting the image and scope of work of HKCR.

Dr. Hui Ping Kuen, John

Department of Radiology, Tuen Mun Hospital



Attachment at the Royal National Orthopaedic Hospital



Dr. Hui Ping Kuen John (left), Dr. Asif Saifuddin (middle), Consultant Radiologist of Royal National Orthopaedic Hospital, and Dr. Hani Hejaili (right), overseas fellow from Saudi Arabia.



Presentation of souvenir to Dr. David Lindsell, Warden of RCR.



The present building of the Royal College of Radiologists at 38 Portland Place.



New building of the Royal College of Radiologists at 63 Lincoln's Inn Fields.

The 4th Congress of Asian Society of Cardiovascular Imaging (ASCI 2010) & the 13th Asian Oceanian Congress of Radiology (AOCR 2010) 19-23 March 2010, Chinese Taipei

At its inception, the Asian Oceanian Society of Radiology organized a scientific congress (AOCR) once every three to four years. Starting from the 10th Congress, the AOCR has become a biennial event and over the years it has grown into an important international radiological activity. This year, the 13th AOCR (AOCR 2010) was held at the Taipei International Convention Center (TICC) in Chinese Taipei on 20-23 March 2010 and joined with the 4th Congress of Asian Society of Cardiovascular Imaging (ASCI 2010) which was held on 19-20 March 2010. The theme of ASCI 2010 was "Imaging the Heart of Health Care" and that of the AOCR 2010 was "Radiology – The Core of Healthcare". Despite the difference in their themes and coverage, the two congresses combined to provide a week-long platform for presenting and discussing advancement in the field of radiology, stretching from hardware and software components, knowledge on clinical applications, cutting-edge researches and new insights for future development.

An essential feature common to both the AOCR 2010 and the ASCI 2010 was the high emphasis on educational activities. The attendees of the congresses were overwhelmed by the high quality of the refresher courses, scientific exhibits, film-quiz sessions and hands-on workshops, which successfully provided the best atmosphere for all to update their radiology knowledge and to share their clinical experience. Our College's representatives, Dr. LAM Hon Shing and I myself, had the honor to participate in the 'meat' of the Congress, serving respectively as the panelist of the "Satellite Symposium - 2010 Breast Imaging Update" and the "Image Interpretation Session". Dr. Lam was also invited to be the Chairperson in the scientific sessions of AOCR 2010. Other invited speakers from Hong Kong included Prof. Khong Pek-Lan, Prof. Winnie Chu and Dr. Wong Chi-Ming. Nothing less of all its precedent congresses, the AOCR 2010 also provided ample opportunities for young radiologists to demonstrate their talent and skills in research, presentation and publication. About 150 scientific papers were presented orally and more than a hundred of standing posters and several hundreds of E-posters were put up in the Congress. Furthermore, being one of the active member societies of AOSR, our College had sent representatives including Drs. Lilian Leong, HS Lam, Jack Shu and me, to participate in the General Assembly of AOSR.

The technical exhibits of ASCI 2010 & AOCR 2010 covered a full range of products and services, and our College was one of this year's exhibitors. The delegation including Drs. Lilian Leong, HS Lam, Jack Shu, Miss Karen Law and myself worked tirelessly at the booth to promote and introduce to the attendees about the coming 5th Congress of Asian Society of Cardiovascular Imaging (ASCI 2011), to be jointly organized by Hong Kong College of Radiologists and Hong Kong College of Cardiology on 18-19 June 2011 in Hong Kong. The responses from the attendees and the industry partners were very encouraging and many of them had expressed great interest in attending and supporting ASCI 2011. In addition, Drs. Leong, Shu and I, representing Hong Kong, had attended the ASCI Executive Committee meeting and ASCI General Assembly. Strong support was received from the ASCI Officers and EC Members for the organization of ASCI 2011 in Hong Kong. With such enthusiastic supports, we believe that the coming ASCI 2011 is going to be another successful event for ASCI, for Hong Kong and for Asia. Looking forward to your active participation and support in ASCI 2011. You may find further information will be available on the website: <http://www.asci2011.org>.

In summary, the ASCI 2010 and AOCR 2010 enabled true interaction by bringing together radiologists, not only from our neighborhood but also from places half-a-world away, to a common platform to discuss and learn together. On no account should the participants fail to experience the warm hospitality of the Organizing Committee of ASCI 2010 & AOCR 2010, which made the same success as arranging serious academic functions in preparing multiple social functions to embody the traditional culture, excellent cuisines as well as the friendly atmosphere of Taipei. It was indeed a pleasant and unforgettable experience to participate in these events.

Dr. Ivan Wong Yiu-Chung

April 2010



Hong Kong Delegates at the ASCI 2011 Promotion Booth at ASCI 2010 & AOCR 2010



Opening Speech by Chairman of ASCI, Prof. Tae-Hwan Lim (left) and President of AOCR 2010, Prof. Yi-Hong Chou (right)



Photos taken at the AOCR 2010 Congress Banquet



ASCI Executive Committee

Basic Angiography Course, Saturday, 28 November 2009


As a basic trainee, I am curious about interventional procedure and find it challenging, yet it is something, which I do not usually do in my day in day out duties. A one-day introductory course was organized by Hong Kong College of Radiologists and Hong Kong Society of Interventional Radiology on 28th November 2009. I am glad that I had the chance to participate.

The main focus of the course was on vascular interventional procedure. It comprised a series of lectures and practical sessions. We were taught on the potential complications, theories, techniques and instruments of various procedures. Detailed explanation and demonstration were given on procedures such as manipulating catheter, introducing embolization coil, placing IVC filter, placing angioplasty stent, etc. It offered me invaluable hands-on experience and chances of practices. I am also pleased that we had the luxury of trying large variety of different instruments.

Although it was tightly packed, I did not feel exhausted. It was very informative and useful. We learnt a lot and had lots of fun. I think this introductory course was a successful one and it should be continued. I also look forward to more similar courses on different aspects of IR in the near future. Last but not the least, I'd like to express my sincere thanks to Hong Kong College of Radiologists and Hong Kong Society of Interventional Radiology for organizing such a useful and enjoyable event.

Dr. Lam Cheuk Hang

Department of Radiology, Kwong Wah Hospital



Scientific Meeting on “Radiation Treatment of Bone Metastases: Biased or Evidence-Based”, Wednesday, 23 December 2009

On 23 December 2009, we were privileged to have Prof. Edward Chow, the external examiner of the Second Palliative Medicine Board Examination, to share with us his experience and expertise. Prof. Edward Chow has published a number of original papers, review articles and chapters regarding the management of bone metastases. Currently, he is the chairperson of the International Bone Metastases Consensus Working Party on Palliative Radiotherapy Endpoints for Future Clinical Trials in Bone Metastases (jointly organized with ASTRO, ESTRO and CARO). Professor Chow gave an interesting and informative review of the current clinical evidence of radiation treatment of bone metastases in a multi-dimensional view. Prof. Chow's thought provoking presentation was well received and left many with new ideas in abundance.

Dr. KH Wong

Chairman of Palliative Medicine Subspecialty Board, HKCR



Christmas Lunch with HKCR Secretariat, Tuesday, 15 December 2009



Back row (from left to right): Miss Karen Lau, Dr. YC Wong, Dr. CS Chan, Dr. CY Lui, Dr. Stephen Cheung, Miss Shirley Lai, Dr. Jack Shu, Miss Helen Shum, Miss Sharon Fu
Front row (from left to right): Dr. CM Tong, Dr. HS Lam, Dr. Hector Ma, Dr. Lilian Leong, Dr. CK Law, Dr. Jennifer Khoo



18th Annual Scientific Meeting of Hong Kong College of Radiologists

30th-31st OCTOBER 2010
(SATURDAY & SUNDAY)

Mark your diary! Submit your Abstract! Register Today!

The 18th Annual Scientific Meeting of Hong Kong College of Radiologists will be held on 30th – 31st October 2010 (Saturday & Sunday) at the Hong Kong Academy of Medicine Jockey Club Building.

CALL FOR ABSTRACTS

You are cordially invited to submit abstracts for presentation in the proffered paper session, or poster presentation. Authors are required to submit abstracts in electronic format together with the abstract form, which can be downloaded from our College's website: <http://www.hkcr.org>. Photocopies and submission by fax will not be accepted. The form and abstract file should reach the College Secretariat, **on or before 30th July 2010**. For details, please refer to the notes on submission of abstracts in the abstract form.

As in last year, there will be awards for the best Radiology, Clinical Oncology and Nuclear Medicine papers presented in the meeting: The Hong Kong Society of Diagnostic Radiologists Trust Fund Award, Hong Kong Society of Clinical Oncology Best Paper Award and Hong Kong Society of Nuclear Medicine Best Paper Award. The Young Presenter's Award in Radiology, Clinical

Oncology and Nuclear Medicine (i.e. Award for the best proffered paper presented orally by an investigator who is not yet accredited and is now receiving radiological training in a recognized training programme) will be sponsored by Dr. Lilian Leong, Dr. Lau Wai Hon, and Hong Kong Society of Nuclear Medicine respectively.

The Award sponsored by the Education & Research Fund will also be presented to The Best Original Paper for Journal of the Hong Kong College of Radiologists this year. Registrants who wish to have their papers considered for the Award should also submit the full manuscript, in addition to the abstract, to the College Secretariat **by 31st August 2010**. Please refer to "Instruction for Authors" for details of manuscript format.

Deadline for submission of abstracts: 30th July 2010

Deadline for submission of manuscripts: 31st August 2010

Accepted abstracts will be printed in the Programme Book if the Presenting Author has registered and paid the registration fee in full **by 30th September 2010**.

REGISTRATION FEE

	Fellows & members of RCR / HKCR	Radiographers, Medical Physicists and Nurses	Other Physicians	Students
Discounted Rate for Early Bird Registration (Before 31 st August 2010 by postage chop)	HKD 900 / USD 125	HKD 750 / USD 105	HKD 1,200 / USD 165	HKD 450 / USD 65
Full Registration (2 Days)	HKD 1,200 / USD 165	HKD 900 / USD 125	HKD 1,500 / USD 200	HKD 600 / USD 85
Day Registration	HKD 600 / USD 85	HKD 450 / USD 65	HKD 750 / USD 105	HKD 300 / USD 50
Dinner of the Colleges on 30 th October 2010	HKD 200 / USD 35			

**Registration fees for delegates include a copy of programme book, coffee breaks and lunch during the meeting period. Conference kits are for full registrants only. All bank charges must be pre-paid.*

Early Bird Registration: 31st August 2010

CME/CPD ACCREDITATION

CME/CPD credit points from Hong Kong College of Radiologists, The Royal College of Radiologists, other Colleges of the Hong Kong Academy of Medicine, MCHK CME Programme and Radiographers Board of Hong Kong are under application.

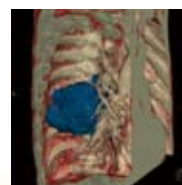
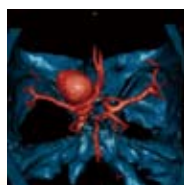
Please remember to register for your CME/CPD points on both days of the meeting.

HKCR SECRETARIAT:

Hong Kong College of Radiologists
Room 909, 9/F
Hong Kong Academy of Medicine Jockey Club Building
99 Wong Chuk Hang Road, Aberdeen, Hong Kong
Tel: (852) 2871 8788
Fax: (852) 2554 0739
E-mail: Enquiries@hkcr.org
Homepage: <http://www.hkcr.org>

We look forward to your participation and support!

The Scientific Programme will be posted onto the Colleges' website soon. Please visit our website for updated meeting programme and information: <http://www.hkcr.org>



Forthcoming College's Scientific Activities

Scientific Seminar on "MRI in Characterization of Musculoskeletal Tumors" Monday, 26 April 2010

Topic: MRI in Characterization of Musculoskeletal Tumors

Speaker: Dr. David Panicek
Vice Chair for Clinical Affairs,
Department of Radiology,
Director, Educational Programs in Radiology,
Memorial Sloan-Kettering Cancer Center,
New York, U.S.A.

Date: Monday, 26 April 2010

Time: 6:30pm Registration
7:00pm Lecture
7:45pm Quiz
8:15 pm Dinner

Venue: Star Room, 42/F,
Langham Place Hotel,
555 Shanghai Street,
Mongkok, Kowloon, Hong Kong

CME/CPD accreditation:

Hong Kong College of Radiologists 1 CME/CPD point (Cat. A)

CME/CPD Accreditation from MCHK CME Programme is under application.

Seats for lecture are available on first-come-first-served basis.

RSVP: Miss Helen Shum Tel: (852) 2871 8788 Fax: (852) 2554 0739

More updated seminar information will be available at HKCR website: <http://www.hkcr.org>

Breast Cancer Symposium Saturday, 8 May 2010

The Breast Cancer Symposium will be held at 1:45-5:30pm on 8 May 2010 (Saturday) at Pao Yue Kong Auditorium, G/F, Hong Kong Academy of Medicine Jockey Club Building. It covers important aspects of multidisciplinary management for breast cancer patients. Renowned speakers including Dr. Sharon Wing Wai CHAN, Dr. LUI Chun Ying, Dr. NGAI Wai Tat, Prof. John ROBERTSON, Dr. WONG Shun Man Irene and Dr. YAU Tsz Kok were invited to deliver lectures at the Symposium. We believe that all participants will benefit a lot and will enrich his/her knowledge in modern-day breast cancer management after this symposium. Please visit the HKCR website (<http://www.hkcr.org>) for the updated scientific programme and the registration details.

CME/CPD accreditation:

Hong Kong College of Radiologists 3 CME/CPD points (Cat. A)

CME/CPD Accreditation from other HKAM Colleges, MCHK CME Programme and Radiographers Board of Hong Kong are under application.

Registration Fee:

HKCR Fellows and members	Free
Radiographers/ Nurses/ Students	HK\$50
Other Physicians	HK\$200

Membership Status

Our College has the following numbers of members as at 30 March 2010:

Status	Number
Honorary Fellow	11
Honorary Member	3
Fellow	378
Member	121
Trainee Member	22
Associate Member	0
Total	535

List of Fellows admitted from 15 December 2009 till 30 March 2010:

Admission date	Name	Specialty	Training Center
26 January 2010	CHAN Sze Wun Winnie	DR	TMH
26 January 2010	CHEUNG Chi Yan	DR	PWH
26 January 2010	CHU Yiu Ching Tiffany	DR	KWH
26 January 2010	LAI Hiu Yan Miranda	DR	UCH
26 January 2010	LAI Vincent	DR	TMH
26 January 2010	LEE Ho Fun Victor	CO	QMH
26 January 2010	LEUNG Kwok Cheung	CO	QEH
26 January 2010	LUI Cheuk Yu	CO	PMH
26 January 2010	NG Kwok Hang Connie	CO	PMH
26 January 2010	SIU Wai Kwan Steven	CO	QMH
26 January 2010	SUN Man Kin Michael	DR	QMH
26 January 2010	TAM Hiu Tung	DR	PWH
26 January 2010	TSANG Shing Fung Dickson	DR	QMH
26 January 2010	WAI Man Wah Andrew	DR	QEH
26 January 2010	WONG Ho Man Simon	DR	QMH

List of Members admitted from 15 December 2009 till 30 March 2010:

Admission date	Name	Specialty	Training Center
15 December 2009	AU Ka Yan Alice	DR	PYNEH
15 December 2009	CHAN Ho Fung	DR	PMH
15 December 2009	CHAN Wai Yee Lydia	DR	NDH
15 December 2009	LIM Mei Ying	CO	PMH
15 December 2009	SUNG Ham Tung	DR	PYNEH
15 December 2009	TEE Man Fai Lawrence	DR	KWH
15 December 2009	TIN Wing Yan Winnie	CO	TMH
15 December 2009	WONG Wai Mei	DR	QMH
15 December 2009	YEUNG Wui Ming	CO	PWH
26 January 2010	YU San Ming	DR	UCH
30 March 2010	LAM Chor Man	CO	PWH

The Council (2009-2010)

President:

Dr. C.K. Law
羅振基醫生

Senior Vice-President:

Dr. Jennifer L.S. Khoo
邱麗珊醫生

Vice-President:

Dr. Anne W.M. Lee
李詠梅醫生

Warden:

Dr. H.S. Lam
林漢城醫生

Honorary Treasurer:

Dr. C.M. Tong
唐卓敏醫生

Honorary Secretary:

Dr. Stephen C.W. Cheung
張志偉醫生

Immediate Past President:

Dr. Lilian L.Y. Leong
梁馮令儀醫生

Council Members:

Dr. James C.S. Chan
陳志生醫生
Dr. T.M. Chan
陳子敏醫生
Dr. Y.L. Chan
陳宇亮醫生
Dr. C.M. Lok
駱昭明醫生
Dr. C.Y. Lui
呂振英醫生
Dr. Hector T.G. Ma
馬天競醫生
Prof. Jonathan S.T. Sham
岑信棠教授
Dr. S.J. Shu
許向捷醫生
Dr. Y.C. Wong
王耀忠醫生

Honorary Legal Advisor:

Mrs. Mabel M. Lui
呂馮美儀女士

Honorary Auditor:

Mr. Charles Chan
陳維端先生

Forthcoming Meetings in 2010

Date	Event	Venue	Website
22-25 April 2010	Asian-Australasian Federation of Interventional and Therapeutic Neuroradiology (AAFITN) & Australian & New Zealand Society of Neuroradiology (ANZSNR) 2010	Melbourne, Australia	http://www.aafitn2010.com
1-7 May 2010	18th Annual ISMRM and 19th Annual SMRT Meetings	Sweden	http://www.ismr.org
2-7 May 2010	ARRS Annual Meeting 2010	San Diego, USA	http://www.arrs.org
14-15 May 2010	6th CT Coronary Angiography Teaching Course 2010 and 1st CT Neuroperfusion Teaching Course and Workshop	Bangkok, Thailand	www.cardiaccttc-cmr.com.sg
12-13 May 2010	RCR Spring Meeting 2009	Manchester, United Kingdom	http://www.rcr.ac.uk
15-21 May 2010	American Society of Neuroradiology 48th Annual Meeting	Boston, USA	http://www.asnr.org
21-22 May 2010	Cardiovascular CT Concord Conference 2010	Sydney, Australia	http://www.cctatconcord.com
1-4 June 2010	9th Asian-Pacific Congress of Cardiovascular & Interventional Radiology (APCCVIR 2010)	Seoul, Korea	http://www.apccvir2010.org/
18-21 August 2010	2010 World Cancer Congress	Shenzhen, China	http://www.worldcancercongress.org
18-20 October 2010	66th Korean Congress of Radiology (KCR 2010)	Seoul, Korea	http://www.kcr4u.org/2010/
26-28 October 2011	8th Asian Oceanian Congress of Neuro-radiology (AOCNR)	Bangkok, Thailand	http://www.aocnr2011.com/

Message from Editor-in-Chief, JHKCR

Dear Fellows and Members,

The issue (Volume 12 Number 3) you just received is the last issue edited and printed by the outgoing publisher, Scientific Communications Hong Kong Limited, who has closed down its office since the end of February 2010 due to the economic downturn. We have already signed a new publishing agreement with Hong Kong Academy of Medicine Press (HKAMP) and in doing so we shall try our best to ensure a smooth transition from the outgoing to the new publisher. With immediate effect, any submission of new manuscripts and all other correspondence related to the contact information provided below.

Hong Kong Academy of Medicine Press
Room 901, 9/F, HKAM Jockey Club Building
99 Wong Chuk Hang Road, Aberdeen, Hong Kong
Tel: (852) 2871 8807/9, (852) 2871 8822
Fax: (852) 2515 9061
E-mail: hkampress@hkam.org.hk

Yours sincerely,
Roger Ngan
Editor-in Chief, Journal of the Hong Kong College of Radiologists