



HONG KONG COLLEGE OF RADIOLOGISTS NEWSLETTER



President's Jotting

Dr. Law Chun Key

Time flies since last my last jotting as Hong Kong has been successively hit by social unrest and then COVID-19, with negative impact in most of the academic / scientific functions, and even examinations.

We are now in the trying moment of our times. For the last few months, I have witnessed our colleagues, radiologists, radiographers, nursing staff, medical workers, and supporting staff all devoting their utmost dedication to fight against COVID-19. As radiologists, we have a very important role in the pandemic combat. With increasing numbers of overseas returnees, Hong Kong is now facing a difficult time in containing the disease outbreak. According to the latest record from the Hospital Authority, about one in every twenty test-samples of symptomatic inbound travellers over the past few days were found to be positive for SARS-CoV-2. The figure reflects very well that in this wave of attack, the risk of imported cases and the potential of a widespread community outbreak is extremely high. We are on the edge of an explosion in the infection. As the war against COVID-19 continues, new challenges keep arising. Our College has aligned radiologists from all her Radiology Training Centres in Hospital Authority and the Department of Diagnostic Radiology of The

University of Hong Kong to publish a feature article *"An overview of COVID-19, with emphasis on radiological features"*, which is sent along with this issue of Newsletter. Our objectives are to enhance knowledge of our Fellows and members on the available information and further equip them in their daily medical practice. Special thanks go to all authors and contributors of the article, especially Dr. Lilian Leong, Dr. YC Wong, Dr. CY Lui and Dr. Stephen Kwok in preparing this useful publication within a short period of time.

Amidst the height of social unrest in last November we managed to conduct the Joint Final (Part B) Examinations and the 8th Joint Scientific Meeting of RCR & HKCR cum 27th Annual Scientific Meeting of HKCR 2019 as scheduled in the Academy Building. Special thanks go to RCR for their full support: all Examiners & RCR speakers, many of whom with spouses, turned up and participated enthusiastically in all functions, academic and social. Likewise for our candidates whose performance were among the best in records.

An interim review of our training guidelines and regulations for all 3 specialties has been completed and

Inside
this
issue...

8th JSM of
RCR & HKCR
and 27th ASM
of HKCR

19th Joint
Ceremonies for
Admission of
New Fellows

New
Technology
Corner

endorsed by the Academy, special thanks must go to Drs. YC Wong, Stephen Kwok, KH Wong, KO Lam and WY Ho. Among the more important updates are about a new category of co-trainer to accommodate radiologists under limited registration, and "Centre for Designated Training" to provide specific training in future after being accredited. Please refer the Warden's Column in this issue of Newsletter. Other ongoing issues include the Mobile App Development for HKCR Clinical Referral Guidelines and the HKCR Position Statement of Steroid Premedication.

Perhaps the most challenging task over this period would be the proposal made by Food and Health Bureau (FHB) of "Open Access" without Doctor Referral for Medical Imaging. A HKCR Working Group on Review of Referral System chaired by Dr. Lilian Leong, with Drs. Gregory Antonio, LC Chan, WT Ng, WL Poon, Simon Tang as members, was formed in February 2019 and came up with formal response in July 2019 that were echoed by the Hong Kong Academy of Medicine, Hong Kong Medical Association and The Medical Council of Hong Kong. Please refer to an article by the Working Group in this issue of Newsletter.

Despite difficult situation, our connections with our national and international peers continued as far as possible. For the

Greater Bay area, Dr. Stephen Kwok and myself attended the 13th Annual Meeting of Chinese Association of Radiologists on 30th May to 2nd June 2019 in Panyu. On 13th July 2019, I represented the College to attend the Inaugural and Conferment Ceremony of the Macao Academy of Medicine in Macao.

Later on 10th August 2019, Dr. WL Poon and myself attended the 1st Academic Conference of Medical

Imaging Alliance of Guangdong-Hong Kong-Macao Greater Bay Area, in Zhuhai, accompanied by three young radiologists as speakers in the Conference: Dr. Sunny Tse (RD, UCH), Dr. Kenneth Cheung (RD, HKCH) & Dr. Janet Wai (RD, QEH). On 8th September 2019, Dr. Lilian Leong and myself were invited to attend the 19th Annual Scientific Meeting of Macao Radiology Association (MRA) and Macao Radiological Technologists' Association (MRTA) in Macao.



The Greater Bay activity came to a new height in Shenzhen on 22nd September 2019 in which Drs. Cheung Kin Yin, Francis Tang, Wu Po Man, Sherman Lo, Shiobhon Luk and myself had represented the College to attend the Annual Meeting for Union of Radiation Oncologists of Guangdong-Hong Kong-Macao Greater Bay Area (UROG), and delivered lectures at Clinical Oncology & Radiation Safety and Protection Symposium immediately following the meeting, with good attendance from young local oncologists.

Overseas, on 16th-18th October 2019, Dr. Lilian Leong, Dr. Alta Lai and Dr. Neeraj Mahboobani joined the 5th Asian Oceanian Society of Radiology (AOSOR) Youth Club in Nagoya, Japan. Dr. Elaine Kan attended the 70th Annual Scientific Meeting of the Royal Australian and New Zealand College of Radiologists (RANZCR) in Auckland, New Zealand, on 17th-20th October 2019. Dr. Lilian Leong and Dr. Danny Cho attended several meetings during the RSNA 2019 on 1st-6th December 2019 in Chicago: with AIRP representatives to explore the ways to increase audience numbers in 2020 AIRP Course in Hong Kong; with Korean Society of Radiology

(KSR) and Taiwan Radiological Society (TRS) to discuss about future cooperation in academic and scientific activities; and with the RSNA International Trends Session in which doctors' shortage issue around the globe was discussed.



Also on collaboration, within the Greater Bay area, our link with HKU-Shenzhen Hospital is increasingly active, spearheaded by the Academy. Dr. Lilian Leong attended the Shenzhen-Hong Kong Specialist Training Centre Unveiling Ceremony on 2nd July 2019 and Dr. WL Poon became the College representative of the Advisory Committee of Shenzhen-Hong Kong Specialist Training Centre (SZ-HK STC). Representatives from both Departments of Radiology & Clinical Oncology of SZ-HK STC presented the development plans of their respective specialists training programmes to our College on 26th November 2019. This led to Council's endorsement in setting up individual working groups under College Education Committee to facilitate the respective discussion with HKU-SZH's representatives from the Departments of Radiology & Clinical Oncology.

For Macao, College representatives has been participating in assessing the standards of radiologists for decades. In 2019, Dr. Gregory Antonio, Dr. Stephen Cheung and Dr. CY Lui were assessors in the 澳門衛生局主任醫生晉級考試(放射科及影像學科專科), on 24th August and 26th October 2019.

Young Fellows are the treasure and future of our College and we spare no effort to find every opportunity to

encourage their commitment to College activities.

Dr. Shiobhon Luk was again nominated as the College representative in the HKAM Young Fellows Chapter 2019-2020, which eventually she was elected as the Chair of the Chapter. Dr. Eunice Dai (RD, PWH) & Dr. James Chow (CO, QEH) were nominated to join the Distinguished Young Fellows Dinner (HKAM) on 19th September 2019. Dr. WU Philip Yuguang (CO, PYNEH) was awarded with the HKCR 15A Travelling Fellowship 2019 in which he spent a month in Glasgow in November for attachment, besides his role as ambassador to RCR. Our skillful and energetic basketball team, led by Dr. Kan Tsang, got 1st runner-up in the 2019 HK College of Otorhinolaryngologists Intercollegiate Basketball Tournament on 5th Jan 2020.



In last AGM, Dr. Jennifer Khoo and Dr. TM Chan retired as Senior Vice President and Honorary Treasurer, respectively. Both have served in the Council for two decades or more. I would like to take this opportunity to thank them for brilliant works and wish them to continue supporting the College in various capacities.

Last but not the least, as always, I wish to thank all members of the Council, Committees and Subcommittees for your hard work and selfless devotion, and the unfailing and whole-hearted support of our Secretariat.

May all of you keep safe and stay healthy! And may this COVID-19 be controlled in no time! 💉

- 1 President's Jotting
- 3 Warden's Column
- 5 Medical Imaging & Radiological Examinations without Doctors' Referral
- 10 Message from the Editor
- 10 Call for Application of HKCR Education and Research Fund
- 10 Call for Application - HKCR 15A Travelling Fellowship 2020
- 11 College Examinations Successful Candidates - Joint Final Examinations for Fellowship - Autumn 2019
- First Examination for the Fellowship in Nuclear Medicine - June 2019
- 12 College Examinations Successful Candidates - Exit Assessment - July 2019 & January 2020
- 13 London-Hong Kong Hands-On CMR Course, 12th - 14th April 2019
- 14 The 9th International Diagnostic Course Davos (IDKD) in Hong Kong, 24th - 26th May 2019
- Learning Experience Sharing by trainees
- 17 HKSH Symposium on Advances in Cancer Management 2019 - New Frontier in MR-Guided Radiotherapy, 9th June 2019
- 19 International Cardiac Imaging Experts Lecture Series, March - July 2019
- 20 First Examination for the Fellowship in Nuclear Medicine, June 2019
- 20 FRCR 2020 Exam Schedule
- 21 Annual Congress of the European Association of Nuclear Medicine (EANM) 19, 12th - 16th October 2019
- 22 The AOSOR Youth Club 2019, 16th - 19th October 2019
- 23 The 6th Hong Kong International Oncology Symposium, 26th - 27th October 2019
- 24 Meeting with RCR Officials & Examiners
- 24 Obituary
- 25 8th JSM of RCR & HKCR and 27th ASM of HKCR, 16th - 17th November 2019
- 26 List of Awards
- 27 The 19th Joint Ceremonies for Admission of New Fellows of the RCR & HKCR and Dinner of the Colleges
- 31 Dinner with Honorary Legal Advisor, Honorary Auditor and Hang Seng Investment Management Limited (HSVM)
- 33 New Technology Corner - Children Centered Radiology Service at Hong Kong Children's Hospital
- 36 Congratulations
- 37 Membership List of Committees and Subcommittees 2019 - 2020
- 40 Membership Status
- 42 Forthcoming Meetings in 2020
- 42 HKCR Council Meeting Dates in 2020



Over the past two months, the healthcare workers in Hong Kong have been immersed in weathering the storm of Coronavirus disease 2019 (COVID-19). The disease outbreak occurred amid the hectic of seasonal flu which has already left many hospitals in Hong Kong desperately stretched. The governments, doctors and public around the world are exerting their utmost to compete against time for terminating or at least containing the spread of the infection. Doctors of Hong Kong including those from the three specialties of our College have been engaging in combating the disease at various frontiers such as triage and identification of patients, contact tracing, confirming diagnosis, isolation and treatment of patients, medical surveillance, workflow adjustment in accordance to infection control needs, redesigning medical services and planning for potential wave of patients needing hospital beds. At the time of writing, notwithstanding all the concerted efforts, we are in a worrying situation in which the COVID-19 outbreak has already become a pandemic disease.

I am sure many of us still keep the vivid memories of SARS that occurred in 2003, especially on how the disease evolved into a multi-front war extending beyond the healthcare system into various facets of our society. In many ways the current outbreak has taken a similar course, except that it has progressed faster with much far-reaching impact. The rapid evolution of the epidemic has been accompanied by incredible amount of new information and unproven news from the outset. In the Munich Security Conference on 15 February 2020, WHO Director-General Dr Tedros Adhanom Ghebreyesus said,

"...we're not just fighting an epidemic; we're fighting an infodemic. ... It is the rapid dissemination of trustworthy information which is needed most during this period of uncertainty and verified information is the most effective prevention against the disease outbreak." (COVID-19: fighting panic with information; Lancet; Vol395; Feb 22, 2020).

I can't agree with Dr Ghebreyesus more.

Disease outbreaks resulting from mysterious pathogens always provoke confusion, anxiety and fear. In this era of ultra-convenient digital communication, mass sentiments in face of the society-wide challenge could heighten misunderstanding of the public and healthcare personnel. Worst still, the general lack of sufficient knowledge particularly easily perpetuates conspiracies, which are almost predictable occurrences that will undesirably strike at the very heart of us, at a time when our will is easily weakened by external influences. From face mask mania to panic-buying, the effects of mass sentiments have become more and more tangible in different parts of the world lately. In term of resilience against adversity, misinformation would erode our confidence in the future and is threatening to destroy our social trust. The effect is devastating, as I believe that

confidence and trust, rather than personal protection equipment and high-tech medicines, are our strongest armamentaria in the war against infection.

In times of uncertainty, everyone craves for clarity. Hong Kong learned from the painful experience of outbreaks of Avian Influenza (1997), SARS (2003) and Swine Flu (2009). Each one of these crises had provided us valuable knowledge and shed light upon how we could better prepare ourselves for the next one. Along the same line, the current outbreak calls for our efforts to acquire accurate and updated knowledge basing on the collective experience from the whole medical community for effectively coping with the challenges ahead. The College has swiftly organized a working group comprising of radiologists from the public hospitals of Hong Kong after the disease outbreak, and the members were vested with the task of reviewing and sharing the updated information on COVID-19. This is an initiative of the College to disseminate evidence-based information and to promote collaboration. I hope you may find the feature article of this issue of Newsletter useful in equipping yourselves in the war against the invisible enemy.

With the concerns on the medical safety of candidates and all those involved in the process, the examinations of the three specialties of College scheduled in the first half of 2020 have been cancelled. The College is closely liaising with The Royal College of Radiologists (RCR) about the rearrangement of examinations, especially for the needs of candidates from Hong Kong. The updated information will be disseminated to individual training centres in no time. On the training and education side, the College has established alternative means to conduct the College's training courses while compiling with infection control measures, such as on-line broadcasting of live lectures or recorded lectures. Thanks go to all the lecturers and Chair-persons of the three Training Course Subcommittees.

The past few months also see quite a number of fruits of College's efforts in training development. The mid-term revision of the Training Guidelines in Radiology,

Clinical Oncology and Nuclear Medicine has been completed and endorsed by the Hong Kong Academy of Medicine. The revised training guidelines have aligned the key training requirements across the three specialties with the objective of ensuring consistency in all documents of College documents. To address the the recent development of recruiting overseas doctors via limited registration to serve in the Hospital Authority, the new guidelines have covered revision on the requirements for co-trainers to delineate how overseas specialists could contribute in training in different Training Centres. In parallel to the revision of training guidelines, the Education Committee has also revised the Working Principles for Accreditation of New Training Centres by introducing a new category named "Centres for Designated Training" to pave way for training accreditation of centres that provide highly specialized clinical services in Hong Kong.

In October 2019, in response to the application for Accreditation as Training Centre by Radiology by Caritas Medical Centre and application of reevaluation of training accreditation by Ruttonjee Hospital, the College formed an inspection team comprising Dr. Cheung Chi Wai Stephen, Dr. Cheng Lik Fai Rickie, Dr. Kwok Kai Yan Stephen, Dr. Tang Yip Kan Kendrick and myself with Dr. Leong Heng Tat from the College of Surgeons of Hong Kong for hospital visit and on-site evaluation of both hospitals. The process was conducted smoothly and the Accreditation results have already taken effect, thanks for the effort of all team members.

On the Credentialing for Endovascular Neurointerventional Procedures, the guidelines have been completed and endorsed by Council of the Hong Kong Academy of Medicine after lengthy multi-party discussion. It is expected the documents will take effect from early 2022. I recommend those members and Fellows of College who are interested in this field to study carefully the contents of the guidelines to keep abreast of the development.

On closing, I wish you good health and let us act in unison to rise to the challenge. 🖋️

Medical Imaging & Radiological Examinations

In November 2018, the Food and Health Bureau (FHB), without consultation with medical professionals, had moved a proposal on "Open Access" for Medical Imaging which allows the use of medical imaging without doctor's referral to the Supplementary Medical Professions Council (SMPC) of Hong Kong as part of a strategic review on Healthcare Manpower Planning and Professional Development.

The SMPC consists of 5 Boards:

- Medical Laboratory Technologists Board
- Occupational Therapists Board
- Optometrists Board
- Physiotherapists Board
- Radiographers Board

The Radiographers Board being one of the five boards of the SMPC was tasked: (a) to consider the issue of open access to patients, allowing patients to approach professionals concerned directly, instead of via referrals by doctors; (b) to consider appropriate legislative amendments to facilitate this proposal.

Hong Kong College of Radiologists (HKCR) was informed by the radiologist member in the Board of such proposal and immediately took this unconventional proposal with high regard and set up a Working Group, chaired by Dr. Lilian Leong, to examine the proposal with public health and safety in mind. This newsletter article summarizes the findings and issues raised by the working group.

The Existing Time-honoured Referral System for Radiological Examinations

Except in specified situation, it has been the practice that requests and consultations for radiological examinations can only be made by a registered medical practitioners who, by training, possess sufficient

medical knowledge on management of various diseases and on the importance of radiation protection and the requests/consultations will be vetted by radiologists. This is a time-honoured system achieving holistic patient care. A patient consults a clinician, receives a thorough history taking and physical examination. In appropriate circumstances, the patient will be referred further for investigations, specialist consultation, often with treatment provided. Multiple feedback loops of communication / consultation between various clinicians (including imaging specialists) are built in this system, to ensure proper and safe management of the patient. This whole process is the foundation of Evidence Based Medicine tailored for individual patient's needs. In fact, The Medical Council of Hong Kong (MCHK) has long recognised the importance of this system and clearly stated the following in the Code of Professional Conduct,

17. Referral of Patients

17.1 A doctor may refer a patient for diagnostic or therapeutic services to another doctor, a practitioner with limited registration, or any other provider of health care services permitted by law to furnish such services, if in his clinical judgment this may benefit the patient. Referrals to medical specialists should be based on their individual competence and ability to perform the services needed by the patient. A doctor should not so refer a patient unless he is confident that the services provided on referral will be performed competently and in accordance with accepted scientific standards and legal requirements.

Problems of Open Referral System

In the proposed "Open Referral" system, a patient becomes a consumer / customer, with an issue he or she may perceive to be medically related, and can subsequently "shop" for medical services (including

without Doctors' Referral

imaging services). There will be no primary clinician or specialist consultation, examination, supervision or follow-up. This service-seeking customer will be relying on self-diagnosis, treatment and management, entirely based on information from advertisements / promotions, hearsay and online research. The decision-making may be influenced / tainted by commercial interests and anecdotal stories, with the lack of professional input.

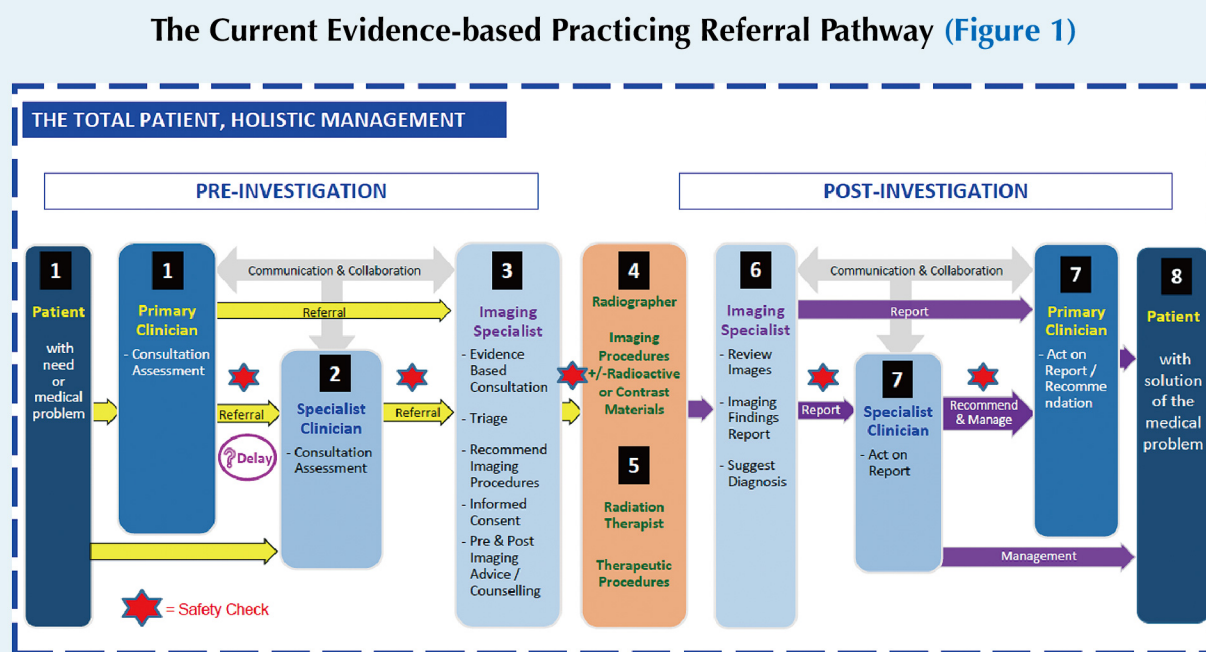
For Radiology, this pattern of Self / Open Referral means a lack of Imaging Specialist supervision for imaging services, intervention, or radiation treatment. There will be no pre-imaging / pre-treatment medical assessment for the indication(s) for investigation; the region / organ for investigation; or the appropriate choice of investigation / treatment. The Imaging Data (in the form of CD / DVD / Color Print / Film) may be given directly to the customer without a report. Therapeutic procedures would be performed by radiographers without Radiologists' / Clinical Oncologists' supervision. Without formal reports written by medical imaging specialists which highlight and interpret positive or negative findings, formulate diagnosis and differential diagnosis, the risk of incorrect radiological diagnoses will be extremely high. The significance of a false negative examination would not be discussed or followed up (which may give the customer a false sense of security). On the other hand, a false positive examination may result in unnecessary or inappropriate treatment and stress for the customer. At the end of this imaging journey, there would be no primary or specialist clinician to supervise or act on the Imaging Data. There would be no follow-up or management of the customer's medical problem. In short, this negates Medicine from Medical Imaging, posing a significant risk to our patients and to the public.

In our Working Group's reports, we have abstracted and enclosed with the diagrams (*see Figure 1 & Figure 2*) which summarise the two situations and highlighting the risks and hazards associated with Radiological Imaging without Medical Supervision. The long held basic principle for medical authorities is that government policies and regulations for Radiological Imaging services should place primary importance on the safety, quality and access of services, and be based on evidence of enhanced management of patients. (1) Crucial to this are the Radiologists / Nuclear Medicine Physicians / Clinical Oncologists, who are the only medical specialists possessing the knowledge for the appropriate imaging modality to use, and the amount of radiation / energy dose, required / used in specific Imaging Investigations / Treatments. (2)

Open Referral for Medical Services has been attempted in other countries. Overseas experiences have found that most aspects of such services are unregulated and unsupervised. (3) The marketing of self-referred Imaging services fails to provide prospective customers with comprehensive and balance information which is vital to informed autonomous decision-making. In particular, all medical tests advertised and offered directly to patients are not recommended for use in screening by evidence-based guidelines. (4)

Medical Imaging & Radiological Examinations

Figure 1 & Figure 2 are excerpted from HKCR Response to the Proposal made by Food and Health Bureau of "Open Access" without Doctor Referral for Medical Imaging (dated 19 July 2019)

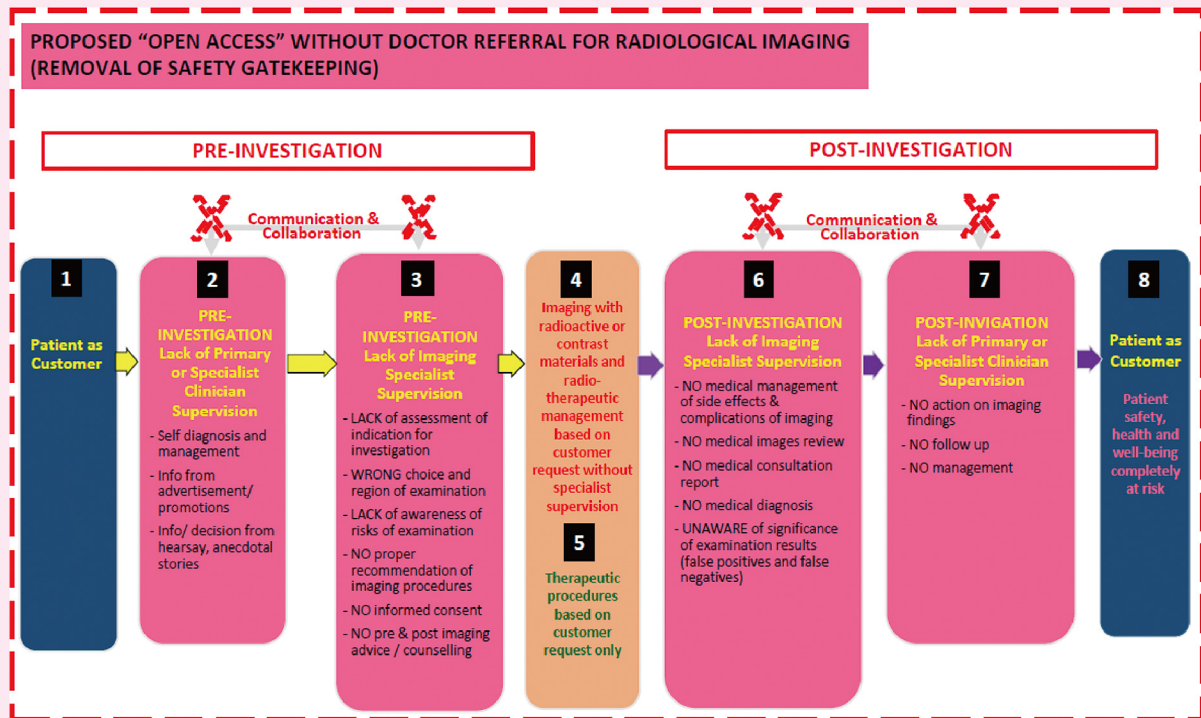


THE TOTAL PATIENT, HOLISTIC MANAGEMENT (FIGURE 1)

1. Patient with need or medical problem approaches Primary Clinician or Specialist Clinician for a consultation. Primary Clinician or Specialist Clinician takes medical history, examines patient and formulates a list of provisional diagnoses. If indicated, the patient is referred for basic radiological and other investigation(s), or referred to a Specialist Clinician. Empirical treatment may be initiated.
2. Specialist Clinician receives the consultation referral, sees the patient, takes medical history, examines patient and formulates a list of provisional diagnosis. If indicated, the patient is referred for advanced radiological and other investigation(s). Empirical treatment may be initiated.
3. Imaging Specialist (including Nuclear Medicine Physician) receives the referral as a medical consultation, assesses the clinical indications and triages the referral for a radiological procedure. Radiological procedure is performed by Medical Imaging Technicians as per instruction. Imaging Specialist examines and reports on the findings in the resultant images. A diagnosis or refined list of provisional diagnoses and where necessary further confirmatory and treatment is formulated.
4. The Radiographer performs the examination under Imaging Specialist supervision and guidance.
5. The Radiation Therapist performs therapeutic procedures under Clinical Oncologist guidance. The Clinical Oncologist works in collaboration of other clinicians to decide on the choice (radiotherapy and/or chemotherapy), the duration/dosage and the goals of treatment.
6. The Imaging Specialist reviews the imaging findings together with the clinical assessment/information to issue a medical consultation report. The diagnosis, differential diagnosis, problems with false positives and false negatives, and management plan may be discussed with the referring Primary or Specialist Clinician. Any possible medical complications or side effects of the investigation are dealt with on site.
7. Radiology report and possibly the results of other investigations are received by the Specialist Clinician or Primary Clinician. The diagnosis of the patient's condition is finalized based on the additional information. Definitive treatment is provided and follow up is initiated.
8. The Patient's initial problem is dealt with and managed based on Evidence-based Medicine.

without Doctors' Referral

The Proposed Pathway and Problems (Figure 2)



PROPOSED "OPEN ACCESS" WITHOUT DOCTOR REFERRAL FOR RADIOLOGICAL IMAGING (REMOVAL OF SAFETY GATEKEEPING) (FIGURE 2)

1. Patient is a customer with a question or problem that may be medical.
2. There is a lack of Primary Clinician or Specialist Clinician supervision. The patient has to rely on self-diagnosis and management, with information from advertisements/promotions. Information/decision may be influenced by hearsay and anecdotal stories. Patient safety is not a major consideration.
3. There is a lack of Imaging Specialist supervision. There is no medical assessment of the indication for investigation, the region or organ for investigation, or the appropriate choice of investigation. The dangers and risks of various investigations are not made aware. The risk benefits of the examination are not evaluated. There is no pre- or post-examination counselling available.
4. The Radiographer will perform the imaging examination as requested by clients/patients, and the image record will be directly given to clients/patients without a report, follow up or management plan.
5. Therapeutic procedures are performed by Radiographers without Clinical Oncologist supervision.
6. No Imaging Specialist to write the radiology report. No Specialist for medical management of side effects & complications of the examination. The significance of a False Negative examination are not discussed or followed up upon, giving the patient a false sense of security. Similarly a False Positive examination results in unnecessary treatment and worry.
7. No Primary or Specialist Clinician supervision or action on imaging results. No follow up on patient's problem. No medical management.
8. Patient with question/problem exposed to the numerous risks and dangers of the investigation, but without an improvement in the original question/problem.

Conclusion


In summary, the current medical referral system stems from Evidence-based Medical Consultations between Qualified Medical Practitioners. This is a well-established and accepted practice in Hong Kong and other developed countries, and forms the basis of legislation and regulation of Medical Service provision. An "Open Access" without doctor referral for radiological imaging devastates the current system and jeopardises the safety checks and balances. This proposal, if enforced, will be absolutely against patient benefits, and will place General Public interests in peril, not to mention it may contradict to legislation and professional Code of Practice.

Upon consideration of these findings and issues raised by the Working Group, the HKCR stands firmly behind the current established referral and management practices, which are endorsed and promoted by the WHO and other international bodies. The College strongly objects to any form of direct, open referral that by-passes the current regulated, monitored referral system.

Action

We had therefore summarised our opinion and sent letters to relevant organisations including FHB, Hong Kong Academy of Medicine (HKAM), Hong Kong Medical Association (HKMA), The Medical Council of Hong Kong (MCHK) and Department of Health (DH). Up to this date, no response from FHB, other organisations replied and showed concerns.

References

1. Australian Medical Association. AMA Diagnostic Imaging Position Statement 2018. Available at <https://ama.com.au/position-statement/diagnostic-imaging-2018>
2. World Health Organization. International Radiology Quality Network Clinical Referral Guidelines for Diagnostic Imaging Draft Version 2.0 (2014). Available at http://www.isradiology.org/2017/isr/docs/quality/IRQN_RGDI2014PilotVersion.pdf
3. Illes J, Kann D, Karetsky K, Letourneau P, Raffin TA, Schraedley-Desmond P, Koenig BA, Atlas SW. Advertising, Patient Decision Making, and Self-referral for Computed Tomographic and Magnetic Resonance Imaging. Archives of Internal Medicine. 2004 Dec 13;164(22):2415-9.
4. Lovett KM, Mackey TK, Liang BA. Evaluating the Evidence: Direct-to-consumer Screening Tests Advertised Online. Journal of Medical Screening. 2012 Sep;19(3):141-53. 

We welcome opinions and feedbacks from Fellows and members. Please send your comments to HKCR Secretariat by mail or email at enquiries@hkcr.org.

Dr. CY Lui

With the impact of the COVID-19 outbreak, the healthcare team in Hong Kong has been busy fighting with the virus and radiologists do play a very important role in combating the disease. In the President's Jotting and Warden's Column you may learn that a lot of the College activities and educational events were carried out in the past few months.

Besides, in this issue we are introducing the Radiology Department of Hong Kong Children's Hospital in the New Technology section. The Children's Hospital has been well designed from the very beginning, providing children friendly environment and equipment to alleviate the anxiety and add some fun for the kids to have radiology examination, thanks to the excellent ground works laid down by Dr. Jennifer Khoo as the Commissioning Service Coordinator during the preparatory phase of the hospital. You may find the interesting features of Children's Hospital in the article written by Dr. Joyce Chan and the background story from Dr. Elaine Kan.

We also reported the good news that our Vice President Professor Anne Lee had been awarded Honorary Fellowship of American College of Radiology. Congratulations!

Finally, I'd like to introduce the new members joining the Newsletter Subcommittee, namely, Dr. Chan Pui Kwan Joyce, Dr. Chan Wing Lok Wendy, Dr. Kan Yee Ling Elaine and Dr. Kung Boom Ting. I'd also like to thank the outgoing members Dr. Cho Hing Yan Danny, Dr. Khoo Lai San Jennifer, Dr. Lam Ka On, Dr. Ngai Wai Tat and Dr. Wong Cheuk Kei Kathy for the contributions to the newsletter in the past year. Thanks again to our Newsletter team and College secretariat, especially Ms. Karen Law and Phyllis Wong for their excellent work in producing the newsletter during this challenging time. 📌

Call for Application of HKCR Education and Research Fund

HKCR Education and Research Fund is now open for application to support research projects, conference attendance and other activities between 1st July 2020 and 31st December 2020

The objective of HKCR Education and Research Fund is to promote and assist career development, continuing education and research activities among members of Hong Kong College of Radiologists (HKCR) and international professional community.

Four Categories of Grants are available from the Fund:

- I. Education grant to assist HKCR members for overseas advanced training and international conventions.
- II. Education grant for Mainland China and overseas radiologists to participate in activities organized by HKCR.
- III. Conference grant to assist HKCR members in organizing educational activities.
- IV. Research grant to assist HKCR members to conduct pilot study in basic and clinical research.

The completed application form should be submitted to the Secretariat Office to the attention of the Chairman of the Committee of HKCR Education and Research Fund. Enquiries on details of grants and application forms can be directed to the College Secretariat. 📌

Deadline for Application: 15th April 2020

Call for Application – HKCR 15A Travelling Fellowship 2020

HKCR 15A Travelling Fellowship aims to provide Fellows of Hong Kong College of Radiologists with advanced overseas training in United Kingdom for their continuous professional development, which may include attachment, workshops, short training courses, and study tours.

HKCR 15A Travelling Fellowship 2020 is now open for application. Application guidelines and application form is available at the College's website: https://hkcr.org/news.php/events_list/cid,3/nid,171 📌

Deadline for Application: 30th April 2020

College Examinations Successful Candidates

Joint Final Examinations for Fellowship – Autumn 2019

First Examination for the Fellowship in Nuclear Medicine – June 2019

Joint Final Examinations for Fellowship – November 2019

Clinical Radiology

Date : 8th – 13th November 2019

Venues : Welkin Computer Training, 7/F & 18/F, Righteous Centre, 585 Nathan Road, Mongkok, Kowloon, Hong Kong
5/F, Hong Kong Academy of Medicine Jockey Club Building, Aberdeen, Hong Kong

Examiners : Dr. Tom W TAYLOR (Senior Examiner) Dr. Ranjana CHAUDHURI
Prof. Sathi Anandan SUKUMAR
Dr. CHENG Lik Fai Rickie Dr. CHO Hing Yan Danny
Dr. LAM Poy Wing Tina Dr. LO Shing Wai Sherwin
Dr. NG Wing Hung Alex

Observers : Prof. CHU Chiu Wing Winnie Dr. HON Yu Wai Timothy
Dr. KAN Yee Ling Elaine

Successful Candidates:

ABOUZID Islam Aly Abdelgawad Mohamedaly (KCCC), BAGHDADY Emah Mahdi Hussain (Baghdad Medical City), CHAN Lok Chi Angie (North District Hospital), CHIN Leanne Han Qing (Queen Mary Hospital), CHOW Chun Kei Boris (Queen Elizabeth Hospital), FUNG King Him (Queen Elizabeth Hospital), GAAFAR Mosab Saad Ibrahim (Dar Alshifa Hospital), IHARE Ashishkumar Haribhau (King Edward Memorial Hospital), ISAAC Mina Fouad George (MISR International Hospital), JAIN Kshitij (Arihant Diagnostic), LAI Terence Kin Bong (Princess Margaret Hospital), LAW Matthew Ka Ki (Pamela Youde Nethersole Eastern Hospital), LEE Yat Sing (Tuen Mun Hospital), LI Sze Ki (Princess Margaret Hospital), LOOMBA Sahil (Focus Diagnostics), MAHMOOD Wasaf (Mayo Hospital), MOHAMED Abdallah Ahmed Abdallah (Nizwa Hospital), SHIU Wai Hung Lester (Pamela Youde Nethersole Eastern Hospital), SO Kin Wai (United Christian Hospital), TSOI Carita (Prince of Wales Hospital), WONG Agnes (Kwong Wah Hospital), WONG Hing Ki Charmaine (United Christian Hospital), XAVIER Peter Jayaraj (Indiana Hospital), XU Lu (Queen Elizabeth Hospital)

Clinical Oncology

Date : 13th November 2019

Venue : 4/F, Block R, Department of Clinical Oncology, Queen Elizabeth Hospital

Examiners : Dr. Paddy NIBLOCK (Senior Examiner) Dr. Bernie FORAN
Dr. LUK Mai Yee Dr. NG Wai Tong
Dr. YIU Ho Yin Harry

Observers : Dr. CHENG Hoi Ching Dr. LO Sing Hung

Successful Candidates:

BAO King Hei Kelvin (Queen Elizabeth Hospital), CHOI Wesley Yuen Lum (Princess Margaret Hospital), CHOW Daryn Yi Ler (Queen Mary Hospital), CHUK Yuen Hing Elizabeth (Queen Elizabeth Hospital), CHUNG Hiu Shun (Queen Elizabeth Hospital), TSUI Yue Man Therese (Queen Elizabeth Hospital), YIP Pui Lam (Tuen Mun Hospital)

First Examination for the Fellowship in Nuclear Medicine – June 2019

Date : 17th & 22nd June 2019

Venue : 5/F & 9/F, Hong Kong Academy of Medicine Jockey Club Building, Aberdeen, Hong Kong

Examiners : Dr. CHEUNG Shing Kee William (Senior Examiner) Dr. KUNG Boom Ting
Mr. TANG Chung Ting Teddy Dr. WONG Kwong Kuen

Observer : Dr. WU Kwan Kit

Successful Candidate: LAU Jeremy Hugh Yen-hey (Tuen Mun Hospital)

Exit Assessment – July 2019

Date : 9th July 2019 (Tuesday)

Venue : HKCR College Chamber, 9/F, Hong Kong Academy of Medicine Jockey Club Building
99 Wong Chuk Hang Road, Aberdeen, Hong Kong

Radiology

Chairman of Assessment Panel: Dr. WONG Yiu Chung

Assessors: Dr. KHOO Lai San Jennifer, Dr. POON Wai Lun

Successful Candidate:

CHAU Chi Man *Princess Margaret Hospital*

Nuclear Medicine

Chairman of Assessment Panel: Dr. WONG Yiu Chung

Assessors: Dr. CHOI Pak Tat Frankie, Dr. HO Wai Yin

Successful Candidate:

HUI Yan Ho *Queen Elizabeth Hospital*

Exit Assessment – January 2020

Date : 4th & 6th January 2020 (Saturday & Monday)

Venue : Exam Rooms, 5/F, Hong Kong Academy of Medicine Jockey Club Building
99 Wong Chuk Hang Road, Aberdeen, Hong Kong

Radiology

Chairman of Assessment Panel: Dr. WONG Yiu Chung

Assessors: Dr. CHEUNG Chi Wai Stephen, Dr. KHOO Lai San Jennifer, Dr. POON Wai Lun, Dr. WONG Ka Tak

Successful Candidates:

CHAN Ka Yuk	<i>Tuen Mun Hospital</i>	LEE Ka Yin Gregory	<i>Pamela Youde Nethersole Eastern Hospital</i>
CHAN Rois L.S.	<i>Princess Margaret Hospital</i>	NG Ting Fung Karson	<i>Princess Margaret Hospital</i>
CHEUNG Michelle	<i>Queen Mary Hospital</i>	NG Wing Kei Carol	<i>Princess Margaret Hospital</i>
CHEUNG Wai Pan	<i>Kwong Wah Hospital</i>	SO Man Hon	<i>Kwong Wah Hospital</i>
CHIN Hoi Kevin	<i>Pamela Youde Nethersole Eastern Hospital</i>	TANG Wai Kiu	<i>Prince of Wales Hospital</i>
CHIN Wing Tsung Anthony	<i>United Christian Hospital</i>	YU Wen Ming	<i>United Christian Hospital</i>
CHU Yin Lun Edward	<i>Queen Mary Hospital</i>		

Clinical Oncology

Chairman of Assessment Panel: Dr. WONG Yiu Chung

Assessors: Prof. KWONG Lai Wan Dora, Dr. YEUNG Mei Wan Rebecca

Successful Candidates:

CHAN Wai	<i>Tuen Mun Hospital</i>	LEE Tin Yan	<i>Queen Elizabeth Hospital</i>
FOK Leslie	<i>Queen Elizabeth Hospital</i>	NG Yue Hinn Brian	<i>Princess Margaret Hospital</i>
HO Hoi Man Connie	<i>Tuen Mun Hospital</i>	WONG Sean Man Natalie	<i>Tuen Mun Hospital</i>

Nuclear Medicine

Chairman of Assessment Panel: Dr. WONG Yiu Chung

Assessors: Dr. AU YONG Ting Kun, Dr. HO Wai Yin

Successful Candidate:

YIP Yu *Pamela Youde Nethersole Eastern Hospital*

In collaboration with Hong Kong College of Radiologists, the London-Hong Kong Hands-On CMR course was held on 12th to 14th April 2019 in Hong Kong Academy of Medicine. There were 25 enthusiastic participants coming from local as well as other hospitals of the Asian Pacific area including mainland China, India, Philippines and Australia. The course director was Dr. Ben Ariff who has been leading the cardiac imaging team consisting of radiologists and cardiologists working in three affiliated hospitals under the Imperial College Healthcare NHS Trust, London, UK.



▲ Dr. Ariff demonstrating Q flow measurement using commercially available software

The intensive three-day course began with an introductory lecture delivered by Dr. Stephen Cheung Chi-Wai who emphasized on important aspects in interpreting CMR, followed by case-based training. By reading the CMR cases with Dr. Ariff at their individual workstations, participants were familiarized with various CMR protocols; pathologies encountered in CMR e.g. cardiomyopathies, valvular diseases etc. and their CMR features; as well as practical tips in optimizing CMR images especially when patients were in a less optimal clinical condition. There was good dynamic interaction between the participants and Dr. Ariff during the course and questions were asked non-stop, even throughout lunch time.

Apart from knowledge acquisition, participants made good use of coffee breaks to build friendship with radiologists from other parts of the world. The three-day course was compact yet the participants remained energetic till the end. It was encouraging to receive their positive comments and learn that they could master CMR with more confidence after taking the course. Last but not least, the continuous support and advice from our College for organizing the course must be acknowledged. 🍷



◀ Dr. Ariff presenting souvenirs to Dr. Stephen Cheung as a token of appreciation for his introductory lecture

▶ Dr. Ariff discussing the cases after participants had reviewed them on their workstations



▼ Group photo of participants and faculty



The 9th International Diagnostic Course Davos (IDKD) in Hong Kong, 24th – 26th May 2019

Dr. Carita Tsoi, Prince of Wales Hospital
Dr. Leanne Chin, Queen Mary Hospital



With support from the Hong Kong College of Radiologists, the world-renowned International Diagnostic Course Davos (IDKD) was held in Hong Kong on 24th - 26th May 2019. The theme this year was “Diseases of the Abdomen and Pelvis”. Over hundreds of radiologists around the world participated in pursuit of professional development and international exchange.

This year we were honoured to have generous support from the Guerbet Education Grant, which sponsored eighteen registrations to our College trainees.

We were privileged to have an excellent panel of world-class experts, both international and local, in various subspecialties to share their professional expertise and knowledge through series of interactive workshops and highlight lectures.

Dr. James Brink (United States) shared his in-depth clinico-radiological experience in “Adrenal disease” and “Pathways for Spread of Disease in the Abdomen”; Dr. Yulia Lakhman (United States) on “Prostate Imaging” and “Malignant Disease of the Uterus and Ovaries”; Prof. Dow-Mu Koh (United Kingdom) on “Imaging of Pancreatic Masses” and “Focal Liver Disease”; Prof. Jeong Min Lee (South Korea) on “Diffuse Liver Disease” and “Diseases of the Gallbladder and Biliary Tree”; Prof. Andrea Laghi (Italy) on “Small Bowel Disease” and “Diseases of the Colon & Rectum”; Dr. Richard Cohan (United States) on “Renal Tumours” and “Diseases of the Urinary Tract”; Prof. Rahel Kubik-Huch (Switzerland) on “Benign Diseases of the Uterus and Ovaries” and Dr. Hua-Dan Xue (China) on “Imaging in Abdominal-Pelvic Emergencies”.

Workshops encouraged participants to actively review interesting cases on various themes, allowing for interactive discussion on radiological findings, diagnosis and differentials. A casual atmosphere created more fruitful, enthusiastic and mind-stimulating small group discussions between the instructor and participants.

Highlight lectures included “What the Urologist needs to know from Imaging the GU Tract” by Dr. C.H. Leong (Hong Kong), “Biliary Imaging from 2D/4D MR Cholangiography” by Dr. Elmar Merkle (Basel, Switzerland), “Introduction and Application of CDE-MRI in the Abdomen” by Dr. Choon-Hua Thng (Singapore) and “PET/CT Imaging of GI Malignancies” by Dr. Keith Chiu (Hong Kong). These lectures supplemented the interactive sessions and went through the latest advancement in imaging techniques for diseases in the abdomen and pelvis.

This year’s interactive workshops and lectures have comprehensively covered all major topics of diseases in the abdomen and pelvis. IDKD serves as an excellent opportunity for participants to refresh their knowledge, share experiences with renowned experts and keep up with the latest and evolving trends in Radiology.

We sincerely thank our faculty for making IDKD such a successful and valuable course in Hong Kong, and sincerely look forward to future IDKD courses. 🍷





Dr. Chin Wing Tsung Anthony, United Christian Hospital

The 9th IDKD Intensive Course in Hong Kong 2019 was successfully held from 24 May 2019 to 26 May 2019, with emphasis on “Diseases of the Abdomen and Pelvis”. I am deeply honoured to have received complimentary registration with the support of Hong Kong College of Radiologists and Guerbet. The highlight lectures and workshops have provided great insight on the latest developments in diagnosing abdominal and pelvic pathologies as well as important tips to avoid pitfalls. I will definitely encourage more people to join the IDKD courses in the future, which provide workshops on a vast range of topics from head to toe.

Dr. Chow Chun Kei Boris, Queen Elizabeth Hospital

I was privileged to attend the 3-day intensive IDKD course which was held in HKCEC during 24-26 May 2019.

Having previously attended the Neuro and musculoskeletal IDKD course last year, I had high hopes on the content of the course, and it certainly did not disappoint.

The topic of this year was on abdominal and pelvic diseases. It began with an inspirational lecture from the distinguished Dr. Chi-Yan Leong on the surgeon's perspective on urological diseases, highlighting how radiologist could aid in determining the surgical approach. It was a befitting opening for the yearly grand, knowledge-packed occasion.

It was followed by a series of interactive workshops, hosted by world experts from the US, UK, Germany, Italy, Korea and China. The workshops were digitalised, an USB drive was given to us at the beginning of the course, containing all the cases that were discussed. We could study the cases on our laptops at our own pace as they were going through them. The cases were of varying difficulties with different learning points, making this course suitable for all levels, ranging from basic trainees to experienced radiologists.

I would like to take this opportunity to thank HKCR for this great experience, and I would strongly recommend upcoming IDKD courses with no reservation.



Dr. Ho Cheuk Him, Tuen Mun Hospital

It was a great learning opportunity for me to take part in this year IDKD intensive course in Hong Kong on 24 – 26 May. The topic of this year's course was abdomen and pelvis. Through various workshops and lectures, experts around the world shared their knowledge and guided us interactively. The workshops featured with many classroom cases that we could discuss and learn from the experts through them. I have learnt a lot of new perspectives through the workshops and lectures. Thank you for the generous support from the Hong Kong College of Radiologists and Guerbet Education Grant.

Dr. Lau Chun Yin, Pamela Youde Nethersole Eastern Hospital

IDKD HK 2019 has been a very education and fruitful opportunity for radiology trainee like me to have a more in depth knowledge of different radiological diagnosis. I am absolutely grateful to have received the Guerbet Grant.

There are a number of highlighted lectures and many different interactive workshops where we can actively discuss and come up with the most appropriate radiological diagnosis. Some of the rare radiological diagnoses are seldom encountered during our daily practice while some may only be encountered in our readings. Showing the radiological findings and walking through the differential diagnosis with the teachers are definitely beneficial in our learning and way of thinking when seeing difficult cases in our daily practice.

Nevertheless, there are many senior radiologists who show their initiatives in keeping abreast of latest radiological advancement or refreshing on their knowledge. IDKD is not just a place for junior radiologists to learn and gain experience, but also a way for all experienced radiologists to keep updated about the subspecialty knowledge. There are always rooms for improvement and learning is the only way out for this. I believe IDKD has been a wonderful occasion for many of us to learn and to improve and to optimize our daily practice.





Dr. Liu Shing Him, Queen Elizabeth Hospital

In the second year of radiology training, it is a great opportunity to participate in the IDKD HK 2019 course. I am very grateful to have received the Guerbert Grant.

IDKD course is a very organised course providing education on not only basic but also advanced topics in radiology, including the latest advances, such as topic on DCE-MRI imaging in the abdomen this year. Through lectures and workshops, we are able to learn from radiology experts across the world.

Participating in the workshops allows us to see different cases, some are commonly misdiagnosed, some are rarely seen. Interactive session helps to consolidate our knowledge and stimulate our thinking process, benefitting us in our future practice.

IDKD has definitely provide radiologists a precious learning opportunity, especially for us trainees. I will definite participate in the course in the future.

Dr. Ng Pan Pan, Queen Elizabeth Hospital

This was my first time joining this course, and with thanks to the complimentary registration provided to college trainees, my experience with the 9th IDKD Intensive course has been very positive. I enjoyed the format of small classroom teaching with engaging professors, making the class interactive and educational. The professors provided good summaries and cases that are highly relevant and helpful to our daily practice as a radiologist. Apart from learning from professors, this course also gathered radiologists from different regions and countries, enabled sharing of local practice and culture.



Dr. Yip Stefanie Wai Ying, Prince of Wales Hospital

I am grateful for the opportunity to attend my first IDKD, which I found a worthwhile and stimulating experience. The incorporation of case-based discussion into the workshops proved to be effective, and the topics covered were highly pertinent to day-to-day reporting. This was a course I would certainly recommend!

Dr. Yang Siyue, Tuen Mun Hospital

IDKD is one of the world leading courses for post-graduate education. Many people came from different countries to exchange views. It is a fascinating and good quality lecture for me as a junior trainee resident, providing a great learning opportunity with the most international exposure to radiology. This year the topic is focused on abdominal and pelvic diseases, which is a rather common field for daily practice. Course faculties are leading experts in medical imaging; they comprehensively reviewed the effective approaches to diagnosis and management in radiology of different diseases. The course is well organized with organ-based workshops and lectures. The number of participants was quite small, making the course personal and concentrated. Teachers shared a wide variety cases and some cases have even surgical and histopathological correlation, which helped us better understand the diseases. During the workshop, participants will be given a brief introduction to each case and then study the materials interactively with the teachers. These case-based interactive discussions make the learning more active and interesting, especially helpful for trainees preparing for board exam. In addition to 14 workshops, 4 highlight lectures focused on hot topics and new developments in radiology keep our knowledge updated. Overall this course not only offered an excellent experience for learning but also a precious chance of a dialog among colleagues, I enjoy it very much and hope can attend all of the upcoming courses. It is absolutely a fantastic course that I would highly recommend for radiologists of all levels, in particular the trainees who are under both basic and higher training.



HKSH Symposium on Advances in Cancer Management 2019 – New Frontiers in MR-Guided Radiotherapy, 9th June 2019

Hong Kong Sanatorium & Hospital



HKSH SYMPOSIUM ON ADVANCES IN CANCER MANAGEMENT 2019

New Frontiers in MR-Guided Radiotherapy



HKSH Symposium on Advances in Cancer Management 2019 was held on 9 June 2019. The Symposium was organized by HKSH Medical Group since its inaugural event in 2014, entitled “Proton Therapy: Redefining the Future of Cancer Treatment”, to provide a forum where advances and best practices in multi-modality cancer management, spanning from diagnosis to treatment, from clinical research to practical care management, are discussed and shared with clinical health professionals with an ultimate goal to improve the well-being of cancer patients in Hong Kong and elsewhere. Hong Kong College of Radiologists has been one of the Supporting Organisations of the Symposium series since the second event in 2017, themed “Confidence in Motion – Cyberknife SBRT”.

This year, the Symposium featured luncheon lectures at JW Marriott Hong Kong and onsite programmes with concurrent demonstrations of MR-guided technologies at HKSH Cancer Centre of HKSH Eastern Medical Centre, a new medical complex and the newest member of HKSH Medical Group (HKSH) in addition to Hong Kong Sanatorium & Hospital and HKSH Healthcare. Mr. Wyman LI, Chief Operating Officer of HKSH Medical Group and Manager (Administration) of Hong Kong Sanatorium & Hospital, opened the

Symposium in his remarks, “Themed New Frontiers in MR-Guided Radiotherapy, this year’s symposium came after the opening of HKSH Eastern Medical Centre in April 2019. As one of the core service units of the Centre, the HKSH Cancer Centre has introduced Asia’s first Unity MR Linac, a ground-breaking innovation that can achieve superb accuracy in image-guided daily adaptive radiotherapy. We hope that, by way of knowledge exchange through this symposium, all of us can benefit from the great insights of leading academics and practitioners worldwide and maximize patient outcome.”



Dr. Chun Key LAW, President of Hong Kong College of Radiologists, was invited to chair the luncheon programme, in which three overseas experts shared their clinical and research experiences on MR-guided radiotherapy. Dr. Chia Ho HUA, Associate Member of Radiation Oncology Department and the Director of medical Physics Research at St. Jude Children's Research Hospital, USA, presented the integrated use of MRI for planning and on-therapy monitoring of radiation therapy patients. Dr. Daniel HYER, Medical Physicist and Technical Director of the Unity Project at University of Iowa, USA, shed light on the clinical implementation of an Elekta Unity system, including the entire implementation process from the initial layout of the vault through validation of treatment delivery accuracy.



Dr. Julia MURRAY, Consultant Clinical Oncologist of Royal Marsden Hospital, UK, highlighted that the integration of a MRI scanner and linear accelerator allows for superior soft tissue imaging, with the ability to track tumours and gate treatment delivery and the opportunity to replan for the anatomy of the day. Dr. MURRAY further elaborated on the challenges and advantages of on-line MR-guided radiation therapy and shed light on the development and adaptation of the existing radiotherapy multidisciplinary workforce.

About half of the participants joined the onsite programme at HKSH Cancer Centre in the morning and afternoon sessions. The visits included an introduction of the patient journey from registration to treatment and MR Linac and MR Simulator demonstrations. Concurrent lectures featured speakers from Hong Kong Sanatorium & Hospital, including Dr. Jing YUAN, Research Fellow, Medical Physics and Research Department, for a presentation entitled "MRI for the Guidance in Radiotherapy: Challenges, Opportunities and Future Developments"; Dr. Kimi YANG, PhD, Medical Physicist, Medical Physics and Research Department, on "Physics Commissioning of Unity"; and Mr. Man Chun LEE, MSc, Radiation Therapist I, Department of Radiotherapy, on "A New Era of Radiation Therapy with the Revolutionary MR Linear Accelerator".



The Symposium was attended by over 360 medical professionals from Hong Kong and Asia Pacific region. For the presentations of speakers from the Luncheon and Onsite Programme, please refer to: <http://www.hksh-hospital.com/hkshsymposium2019/programmebook/> 📖

International Cardiac Image Experts Lecture Series, March – July 2019

Dr. Ng Ming Yen, The University of Hong Kong

The Department of Diagnostic Radiology, the University of Hong Kong (HKU) had co-organized with the College a series of 5 cardiac imaging lectures by international experts and well-known pioneers, between March and July 2019.

The talks were a combination of cardiac CT and cardiac MRI and covered a wide range of topics.

The first lecture held by the College and HKU was given on March 20, 2019 by Dr. Ed Nicol, Cardiologist at Imperial College London School of Medicine and immediate past-president of the British Society of Cardiovascular Imaging and British Society of Cardiac Computed Tomography. He went through the exciting advances and future developments in cardiovascular CT.

On April 10, 2019, Professor Shihua Zhao, Professor of Radiology at Fuwai Hospital, in Beijing, China, gave a talk on Prognostic value of Late Gadolinium Enhancement in Ischemic and Non-Ischemic Cardiomyopathy.



▲ (Left to right) Dr. MY Ng, Dr. Elsie Nguyen and Dr. Lilian Leong

Then, Dr. Elsie Nguyen, Associate Professor at the University of Toronto, came directly from Canada on May 29, 2019 to explain us how 4D Flow can help patients with Congenital Heart Disease. This exciting technique led to a vibrant discussion between the audience and Dr. Nguyen.

On June 27, 2019, Professor Dudley Pennell, Professor of Cardiology at the National Heart and Lung Institute, Imperial College, London and Royal Brompton Hospital


discussed normal and abnormal ventricular function in cardiac MRI as well as showing some normal volunteer data specifically in Chinese volunteers.



▲ Prof. Dudley Pennell



▲ Dr. Mini Pakkal



▲ (Left to right) Dr. CK Law, Prof. Shihua Zhao and Dr. MY Ng

The last talk was given on July 9, 2019 by Dr. Mini Pakkal, Associate Professor at the University of Toronto, Canada. In this interactive talk, she covered the different cardiac tumours seen on cardiac CT.

The Chairmen for the lectures were Dr. Ming-Yen Ng and Dr. Varut Vince Vardhanabhuti, Clinical Assistant Professors in the Department of Diagnostic Radiology, HKU.

This series of 1-hour lectures was an amazing opportunity for health professionals in Hong Kong to benefit from the knowledge and experience of these international cardiac imaging experts. Cardiologists, radiologists but also technologists from different Hong Kong institutions joined the talks to discuss various cardiac topics and potential collaborations. Some professionals also came especially from HKU-Shenzhen Hospital.

The talks contributed to the development of two Massive Open Online Courses (MOOC), respectively on cardiac CT and cardiac MRI, produced by the University of Hong Kong. The first-ever cardiac CT MOOC will be launched first Semester 2020 in order to teach essential cardiac CT knowledge through short videos and downloadable cases. It will be available in multiple languages and lead to SCCT level 1 accreditation. For more information, you can watch the trailer using the link <https://www.youtube.com/watch?v=51cLVopuRY&feature=youtu.be> or connect on the EdX platform <https://www.edx.org/course/advanced-cardiac-imaging-cardiac-computed-tomograp> for enrolment.

An online course on cardiac MRI will also be available in late 2020.

The Department of Diagnostic Radiology, the University of Hong Kong, is engaged in other cardiac imaging activities with the College. So 2020, will have lots of activities to look forward to! 🍷

First Examination for the Fellowship in Nuclear Medicine, June 2019

Dr. Ho Wai Yin,
Chairman, Training and Examination Subcommittee (Nuclear Medicine)



Front row (from left to right): Dr. KK Wong, Dr. WY Ho, Dr. YC Wong, Dr. William Cheung
Back row (from left to right): Dr. Sam Wu, Mr. Teddy Tang, Dr. BT Kung

The First Examination for the Fellowship in Nuclear Medicine was held at the Hong Kong Academy of Medicine Jockey Club Building on 17th and 22nd June 2019.

Dr. Cheung Shing Kee William from Hong Kong Sanatorium & Hospital, Dr. Kung Boom Ting from Queen Elizabeth Hospital, Dr. Wong Kwong Kuen from Gleneagles Hong Kong Hospital & Physicist Mr. Teddy Tang were the local examiners while Dr. Wu Kwan Kit Sam from Hong Kong Sanatorium & Hospital was the observer. One candidate successfully passed the examination. 🎉

FRCR 2020 Examination Schedule

Spring 2020

Monday, 24 th February 2020	First FRCR in Clinical Oncology (Cancer Biology & Radiobiology / Clinical Pharmacology)
Tuesday, 25 th February 2020	First FRCR in Clinical Oncology (Medical Statistics / Physics)
Wednesday, 26 th February 2020	Final (Part A) FRCR in Clinical Oncology
Thursday, 5 th March 2020	First FRCR in Clinical Radiology (Physics)
Friday, 6 th March 2020	First FRCR in Clinical Radiology (Anatomy)

Summer 2020

Wednesday, 3 rd June 2020*	Final (Part A) in Clinical Radiology
Thursday, 11 th June 2020*	First FRCR in Clinical Radiology (Physics)
Friday, 12 th June 2020*	First FRCR in Clinical Radiology (Anatomy)

Autumn 2020

Wednesday, 2 nd September 2020	Final (Part A) FRCR in Clinical Oncology
Thursday, 3 rd September 2020	First FRCR in Clinical Oncology (Cancer Biology & Radiobiology / Clinical Pharmacology)
Friday, 4 th September 2020	First FRCR in Clinical Oncology (Medical Statistics / Physics)
Thursday, 10 th September 2020	First FRCR in Clinical Radiology (Physics)
Friday, 11 th September 2020	First FRCR in Clinical Radiology (Anatomy)

Winter 2020

Wednesday, 9 th December 2020	Final (Part A) in Clinical Radiology
--	---

* cancelled

Annual Congress of the European Association of Nuclear Medicine (EANM' 19), 12th – 16th October 2019

Dr. Ivan Wong, Queen Elizabeth Hospital

The European Association of Nuclear Medicine (EANM), founded in 1985 in London, is recognized as the biggest professional organization dedicated to nuclear medicine in Europe. Its annual meeting first took place in Milan, Italy in 1988, and is now recognized as a major research, scientific, educational and networking event in the field of nuclear medicine and molecular imaging. This year, more than 6000 participants from over 90 countries were attracted to attend the 32nd EANM congress, which was held in one of the most beautiful cities on the Mediterranean Sea - Barcelona, Spain for the fourth time. The Congress lasted for 5 days and took place at the Centre de Convencions Internacional de Barcelona, which has a total floor area around 100,000 squared metres and is perfect for creative congresses and meetings.

After a few inspiring pre-congress symposia, the world-leading meeting was kicked off by an opening ceremony



and Marie Curie Lecture entitled 'Artificial Intelligence in Brain Imaging' by Professor Michael Forsting, Director of the Institute of Diagnostic and Interventional Radiology and Neuroradiology at Essen University Hospital. Distinguished international experts addressed the state of the art and new developments in the field to attending physicians, technologists, physicists, pharmacists and scientists, with special focus on radiomics and artificial intelligence, molecular imaging of prostate cancer, and next generation PET technology in the clinical setting. For young nuclear medicine trainees, there were also teaching sessions, pitfalls and artifacts sessions, young daily forum, fellowship exam of the European Board of Nuclear Medicine and professional exam in nuclear cardiology. In addition, there were totally over 1600 oral and e-poster presentations on the latest achievements in clinical nuclear medicine, science and technology, from preclinical studies to theranostics. From Hong Kong, we had several colleagues from both public and private sectors taking

part in this prestigious meeting, and presenting scientific presentations and posters. The congress ended with award ceremony, highlights lecture given by Dr. Sarah Schwarenbock and Dr. Valentina Garibotto, followed by closing ceremony. Attending such an international congress was definitely an inspiring experience to learn about the exciting advancements in nuclear medicine. The next EANM congress will be held in Vienna, Austria in October 2020. 🍷



The 5th Asian Oceanian School of Radiology Youth Club [AOSOR-YC] 16th – 18th October 2019, Nagoya, Japan

Dr. Neeraj Mahboobani, Queen Elizabeth Hospital
Dr. Alta Lai, Pamela Youde Nethersole Eastern Hospital

The Asian Oceanian School of Radiology Youth Club (AOSOR-YC) is an important project of the Asian Oceanian Society of Radiology. It is an annual event held over 3-4 days where experienced radiologists get together with young radiologists from member countries with the aim of leadership and administrative training through workshops, as well as networking and fostering of intersociety relationships through social events.

The 5th AOSOR-YC was held in the beautiful city of Nagoya in Japan. This began with an orientation program where ice was broken and tutors and delegates from various countries introduced themselves. Acquaintances turned into friendships as delegates and tutors mingled and chatted with each other over the welcome dinner.



▲ Dr. Lilian Leong, Dr. Alta Lai and Dr. Neeraj Mahboobani with AOSR tutors touring the city of Nagoya



▲ Dr. Lilian Leong (far right) with Dr. Yoshiyuki Watanabe (left), Dr. Byung Ihn Choi (2nd from left), Dr. Yutaka Imai (centre) and Dr. Hiroshi Honda (2nd from right) at the Director's Dinner



▲ Dr. Alta Lai leading the discussion and engaging the delegates in the risk management lecture and hands-on workshop

The emphasis on day one of the two-day workshop was on basic leadership through discussions and games. The tutors led the delegates to identify the essential traits and core skills an individual must develop and possess in order to be a good leader, followed by an interactive afternoon aimed at team leadership as well as recognizing and developing others. The busy morning and afternoon were wound down with a relaxing evening tour of the city of Nagoya followed by a traditional Japanese dinner.

On the second day, the theme of society leadership was covered mainly by the current leaders in Asian Oceanian Society of Radiology (AOSR). After Dr. Kazuro Sugimura introduced us to major member societies of AOSR across Asia and Oceania, Dr. John Jongmin Lee and Dr. Hiroshi Honda's speeches addressed intersociety relationship and academic and society member management. Dr. Chamaree and Dr. Whal Lee shared their respective experiences in finance management and scientific activity management in the context of running radiological societies and events with real-life case examples. Dr. Lilian Leong and Dr. Alta Lai gave a risk management lecture and hands-on workshop, engaging delegates in interactive, collaborative activities and



▲ Dr. Lilian Leong receiving her Certificate of Appreciation for her risk management lecture and hands-on workshop

stimulating discussions. The academic activities were concluded by Dr. Noriyuki Tomiyama's talk on the trend of radiology in Asia and Oceania, and Dr. Byung Ihn Choi's flipped classroom lecture on the perspectives and preparation in radiology. Excitement reached a peak that evening when we joined the congress dinner 55th Autumn Assembly of the Japan Radiological Society.

The AOSOR-YC has been an enjoyable experience of teamwork and leadership. We saw enthusiasm and bonding over the course of a few days. We would like to thank the HKCR for this opportunity and assistance, and the AOSOR-YC organising committee for the memorable event which has sparked inspiration and new friendships. 🍷



▲ Faculty and trainees of the AOSOR-YC 2019

The 6th Hong Kong International Oncology Symposium, 26th – 27th October 2019

Dr. Au Siu Kie,
President of Hong Kong Precision Oncology Society



▲ Group photos of Day 1 speakers

Over the two days of 26th – 27th October 2019, the 6th Hong Kong International Oncology Symposium (HKIOS) brought together more than 200 leading Oncologists, scientists and clinical practitioners across Hong Kong, Macau, Taiwan, mainland China, Europe, Canada and US for discussion on the challenges and opportunities of precision oncology in the coming decade with particular emphasis on the developments in the medical applications of artificial intelligence, personalized immunotherapy, gene editing, tumour treating field therapy (TTF) and ultra high dose rate radiotherapy (FLASH).

On Day 1, Dr. Joseph Siu-Kie Au, President of Hong Kong Precision Oncology Society (HKPOS) and the Head of Clinical Oncology of Hong Kong Adventist Oncology Centre, began by highlighting the importance of scientific rigor in research and that clinical utility must be established by demonstrating benefit in relevant endpoints (namely survival and quality of life) in clinical trials. Subsequently, Prof. Tony Mok, Chairman of Chinese University's Department of Clinical Oncology gave a very comprehensive review of the new technologies in personalized cancer therapies. Then, Day 1 of the conference continued with a series of discussions on application of artificial intelligence in clinical decision support, cancer genomics, gene editing, personalized immunotherapy, management of female cancers across the Pacific Rim and neuro-oncology including TTF.



▲ Opening remarks by Dr. Joseph Siu-Kie Au, the President of HKPOS and the Head of Clinical Oncology of Hong Kong Adventist Oncology Centre



▲ Professor Anne Lee, Clinical Professor and Head, Department of Clinical Oncology, The University of Hong Kong gave an opening speech for Day 2 symposium



▲ Dr. Stephen Law, President of Hong Kong College of Radiologists summarised at the end of the symposium.

On Day 2, Professor Anne Lee, Clinical Professor and Head, Department of Clinical Oncology, the University of Hong Kong gave an opening speech by highlighting the growing global influence of clinical research in the Pacific Rim regions and the rapidly developing medical care service there. This was followed by interesting talks on immunotherapy for breast cancer, updated results of proton therapy in thoracic malignancies, potential of FLASH and the role of Traditional Chinese Medicine in cancer management. Dr. Stephen Law, President of Hong Kong College of Radiologists, gave his insightful and witty concluding remarks on how new technologies and modalities will transform clinical oncology in the coming decade and the changing roles of the oncologists.

The 7th HKIOS is scheduled on 7th & 8th November 2020 and we are looking forward to your active participation again.



▲ Group photo of Day 2 Speakers

Meeting with The Royal College of Radiologists (RCR) Officials & Examiners, 15th November 2019



▲ Back Row (from left to right): Dr. Ng Wai-Tong, Dr. Ma Wai-Han, Dr. Yuen Kwok-Keung, Dr. Hector Ma, Dr. Poon Wai-Lun, Prof. Anne Lee, Dr. Ivan Wong, Dr. Elaine Kan, Dr. Danny Cho, Dr. Lui Chun-Ying, Dr. Stephen Kwok, Dr. Lam Ka-On

Front Row (from left to right): Dr. Bernie Foran, Dr. Paddy Niblock, Dr. Law Chun-Key, Dr. Jeanette Dickson, Dr. Lilian Leong, Dr. Thomas Taylor, Dr. Ranjana Chaudhuri, Prof. Sathi Anandan Sukumar

On 15 November 2019, our College Council held a meeting with the RCR Officials and Examiners including Dr. Jeanette Dickson (President of RCR), Dr. Thomas Taylor (RD Senior Examiner of RCR), Dr. Paddy Niblock (CO Senior Examiner of RCR), Dr. Ranjana Chaudhuri (RD Examiner of RCR), Prof. Sathi Anandan Sukumar (RD Examiner of RCR) and Dr. Bernie Foran (CO Examiner of RCR) in Windsor Room, 1/F, Hong Kong Club. During the meeting various matters with collaboration between RCR and HKCR were reported and discussed, including the Joint Final Examination of Fellowship 2019 and our future direction as well as the progress of HKCR 15A Travelling Fellowship. The meeting was fruitful and Dr. C.K. Law, our College President representing our College Council, expressed sincere gratitude to Dr. Dickson and all the RCR Examiners for joining this meeting and thanked the Examiners for their great efforts and contributions in making the examination a big success. 🍷

Obituary – Prof. Lenny Tan Kheng Ann




*Image source from
National University of Singapore*

Hong Kong College of Radiologists is deeply saddened by the passing of Prof. Lenny Tan Kheng Ann. Prof. Tan was a respected leader of radiology in Singapore and had contributed as President of Asian Oceanian Society of Radiology (AOSR) from 2004-2006. His passing is a great loss to our professional community. He will be deeply missed and his legacy will always be remembered. 🍷


8th Joint Scientific Meeting of RCR & HKCR and 27th Annual Scientific Meeting of HKCR

16th – 17th November 2019 (Saturday & Sunday)

Dr. Leung Siu Ting Barry, Pamela Youde Nethersole Eastern Hospital
Dr. Wong Chun Wai Kenneth, Prince of Wales Hospital
Dr. Hui Yan Ho, Queen Elizabeth Hospital



The 8th Joint Scientific Meeting of the Royal College of Radiologists & Hong Kong College of Radiologists and 27th Annual Scientific Meeting of Hong Kong College of Radiologists was held successfully at the Hong Kong Academy of Medicine Jockey Club Building on 16th and 17th November 2019.



In this year's two-day programme, we were delighted to have world-renowned experts from the United Kingdom, Germany, Belgium, the United States of America, Singapore and South Korea to join our local speakers to share with us their precious experience and expert knowledge. The audience had enjoyed a series of keynote lectures and satellite symposiums with particular focus on Artificial Intelligence, Genitourinary Malignancies and Paediatric Radiology. The multidisciplinary symposium on Carcinoma of Rectum was definitely one of the highlights of the meeting with comprehensive coverage on various topics from diagnosis to treatment. Another highlight of the meeting was the conjoint session on artificial intelligence which provided the audience with in-depth knowledge on this heated topic.

Multiple high-quality abstracts across the three specialties were accepted for oral or poster presentations in the meeting, offering insights into many new innovations and allowing presenters to share their valuable experience in the imaging and management of various diseases. Similar to previous years, accepted posters were electronically displayed on large touch screens at the foyer. The thought-provoking Film Quiz with challenging questions on all 3 specialties could also be found on the other side of the foyer. Well-deserved prizes were awarded to those with outstanding performances in the presentations and Film Quiz.




With a view to encouraging more regional radiologists to attend the Scientific Meeting, the Education and Research Fund of our College has sponsored Dr. CHANG Chin-Chen from National Taiwan University Hospital in Chinese Taipei to attend the meeting.

We would like to express our immense gratitude to members of the various committees organizing the meeting and our colleagues who have helped by being chairpersons, abstract reviewers and adjudicators for various prizes and awards. Special thanks also go to our industrial partners for their enthusiastic support. We also need to thank our audiovisual team, photography team, secretariat and other helpers including trainees and fellows for their unfailing support and coordination of various activities. 🍷

The HKSDR Trust Fund Award for the Best Oral Presentation in the Radiology Specialty:

Dr. Renata Kiri MAK

Department of Radiology & Imaging, Queen Elizabeth Hospital
"Is Something Wrong with the Baby? - Early Experience in Fetal MRI at a Tertiary Referral Center in Hong Kong"



The Hong Kong Society of Clinical Oncology Award for Best Paper in Clinical Oncology:

Dr. WONG Natalie Sean Man

Department of Clinical Oncology, Tuen Mun Hospital
"Individualized Hypo-fractionated Radiotherapy (IHRT) for Advanced, High-risk Hepatocellular Carcinoma (HCC)"



The Hong Kong Society of Nuclear Medicine and Molecular Imaging Award for Best Paper in Nuclear Medicine:

Dr. KWOK Sing Hon

Department of Nuclear Medicine, Pamela Youde Nethersole Eastern Hospital
"FDG PET-CT In Staging Breast Cancer – What Does It Tell Us?"



The HKSIR Award for the Best Oral Presentation in the sub-specialty of Interventional Radiology:

Dr. TANG Joseph Andrew Wing Kin

Hong Kong Women's Imaging
"Prone table tomosynthesis-guided vacuum-assisted breast biopsy (VAB) – a local centre experience"



The Young Presenter's Award

Radiology Stream:

Dr. YIP Stefanie Wai Ying

Department of Imaging and Interventional Radiology, Prince of Wales Hospital
"Accuracy of ultrasound in the characterization of deep soft tissue tumors: a prospective study"



Clinical Oncology Stream:

Dr. LAU Justina On Yee

Department of Clinical Oncology, Pamela Youde Nethersole Eastern Hospital
"Chemoradiation (CRT) versus chemotherapy (CT) as adjuvant treatment for localised gastric cancer: 14 years of local experience"



Nuclear Medicine Stream:

Dr. WONG Wai Chung

Nuclear Medicine Unit, Queen Elizabeth Hospital
"Prognostic value of interim PET/CT in diffuse large B cell lymphoma (DLBCL)"



Winner of the HKSDR Trust Fund Award for the Best Radiology Poster:

Dr. CHIU Tung Milly

Department of Radiology, Hong Kong Children's Hospital
"Performance of Contrast-enhanced Voiding Urosonography (ceVUS) compared to Micturating Cystourethrography (MCU) in diagnosing Vesicoureteral Reflux (VUR)"



Winner of the HKSIR Award for the Best Poster in the sub-specialty of Interventional Radiology:

Dr. KO Wei Sum Koel

Department of Radiology and Imaging, Queen Elizabeth Hospital
"Radiofrequency Ablation for Benign Thyroid Nodules – Local Experience of Queen Elizabeth Hospital"

Winner of The Best Original Paper of Hong Kong Journal of Radiology

Dr. WONG Sean Man Natalie

Department of Clinical Oncology, Tuen Mun Hospital
"Survival and Prognostic Factors in Advanced Hepatocellular Carcinoma (HCC) of 10cm or Above Treated with Combined Trans-arterial Chemo-embolization (TACE) and Stereotactic Body Radiotherapy (SBRT)"



Winner of the Award of the Best Original Article of Hong Kong Journal of Radiology (Volume 21):

Dr. LEE Jonan Chun-yin

Department of Radiology and Imaging, Queen Elizabeth Hospital
Volume 21 Number 1, "High-pitch Dual-source Computed Tomography Coupled with Sinogram-affirmed Iterative Reconstruction: Image Quality and Radiation Dose in Children"



Winner of the Award of the Best Case Report of Hong Kong Journal of Radiology (Volume 21):

Dr. TSE James Chi Hon

Department of Radiology, Pamela Youde Nethersole Eastern Hospital
Volume 21 Number 3, "Cerebral Proliferative Angiopathy: A Rare Type of Cerebral Vascular Malformation"

Radiology Film Quiz Prizes:

MAK Sze Ting (KWH)
 LAU Hoi To (QMH)
 LEE Ka Yin Gregory (PYNEH)



Oncology Film Quiz Prizes

LAM Heung Wing Benjamin (PWH)
 CHEN Chih Chi Allen (PWH)
 CHAN Sin Ting (PMH)



The 19th Joint Ceremonies for Admission of New Fellows of the RCR & HKCR and Dinner of the Colleges, 16th November 2019

Dr. Michelle Cheung, Queen Mary Hospital



▲ Dr. CK Law
President of Hong Kong
College of Radiologists



▲ Dr. Jeanette Dickson,
President of The Royal College
of Radiologists

The Joint Ceremonies started with addresses by Dr. Law Chun Key, President of Hong Kong College of Radiologists, and Dr. Jeanette Dickson, President of The Royal College of Radiologists.

This year 21 new Fellows were admitted to Fellowship of The Royal College of Radiologists, 14 in the Faculty of Clinical Radiology and 7 in the Faculty of Clinical Oncology and 24 Fellows were admitted to Hong Kong College of Radiologists, 14 in the Specialty of Radiology, 9 in the Specialty of Clinical Oncology and 1 in the Specialty of Nuclear Medicine.

Special congratulations to Dr. Yu Chun Hung Kevin of Tuen Mun Hospital, who was presented the Gold Award for his outstanding performance at the Autumn 2018 sitting of Joint Final Examination for the Fellowship in Clinical Radiology. Dr. Chin Leanne Han Qing of Queen Mary Hospital was announced as the recipient of the Gold Award for the Autumn 2019 sitting of Joint Final Examination for the Fellowship in Clinical Radiology; and Dr. Chow Chung Hang James from Department of Clinical Oncology of Queen Elizabeth Hospital was awarded the Dr. FL Chan Medal for his outstanding performance at the January 2019 sitting of Exit Assessment. Dr. Lui Huo Zheng Daniel & Dr. Wong Henry Chun Yip from Princess Margaret Hospital and Dr. Wo Bar Wai Barry from Tuen Mun Hospital were awarded the Frank Doyle Medal for their outstanding performance in the Spring 2019 sitting of First FRCR Examination in Clinical Oncology.



▲ Gold Award Recipient:
Dr. Yu Chun Hung Kevin



▲ Dr. FL Chan Medal
Recipient: Dr. Chow
Chung Hang James



▲ Frank Doyle Medal
Recipient: Dr. Lui Huo
Zheng Daniel



▲ Frank Doyle Medal
Recipient: Dr. Wong
Henry Chun Yip



▲ Frank Doyle Medal
Recipient: Dr. Wo Bar
Wai Barry



After the Joint Ceremonies, Mr. Patrick Nip Tak-Kuen, Secretary for Constitutional and Mainland Affairs of Hong Kong Special Administrative Region, delivered the 18th Ho Hung Chiu Lecture – “The Greater Bay Area Development: Challenges and Opportunities”. The lecture was followed by the presentation of the Ho Hung Chiu Medallion.

The Dinner of the Colleges was well attended by distinguished overseas guests, local faculty as well as successful candidates and their friends and family.

The evening was packed with cultural events. Performers from Ha Kwok Cheung Dragon & Lion Dance Team had amazed us all with the Fluorescent Dragon Dance. This was followed by a very entertaining performance by our very own “High kV Band”, formed by a group of young radiologists and radiographers from various hospitals. The audience was swept off their feet with the band’s rendition of Aerosmith’s “I don’t wanna miss a thing” and the classic “All out of love”.



An exciting lucky draw concluded the Dinner. Fantastic prizes were generously donated by Dr. Lilian Leong, our founding President, and other Council Members of HKCR. As the MC at the Dinner, I was delighted to see that everyone enjoyed the convivial night of laughter, joy and fun! 🍷

8th JSM of RCR & HKCR and 27th ASM of HKCR





19th Joint Admission Ceremonies of RCR & HKCR and 18th Ho Hung Chiu Lecture



Dinner of The Colleges



Appreciation to Sponsors



Dinner with our Honorary Legal Advisor and Hang Seng Investment Management Limited (HSVM), 9th December 2019

Dr. Lam Ka On,
Honorary Treasurer of Hong Kong College of Radiologists

As a token of appreciation to the expertise financial planning and investment advice to our College, a dinner was organized on 9th December 2019 to express our gratitude to their support throughout these years.

Our honored guests in the dinner included:

Ms. Rosita Lee	Director & Head of Investment Products and Advisory Business, HSVM
Mr. Chris Tam	Executive Vice President & Head of Client Solution & Wholesale Distribution, HSVM
Mr. Andy Yip	Assistant Vice President, Institutional Sales, HSVM
Mr. & Mrs. Charles Chan	Honorary Auditor, Hong Kong College of Radiologists
	Chairman and CEO, Crowe (HK) CPA Limited
Ms. Pammy Fung	Brand Ambassador, Crowe (HK) CPA Limited
Ms. Penny Chan	Principal, Crowe (HK) CPA Limited
Mrs. Mabel Lui	Honorary Legal Advisor, Hong Kong College of Radiologists
	Head of Greater China Commercial Practice, Corporate, Withers

Our College has engaged in many activities which frequently entails financial implications and complicated accounting matters. We have always been able to count on HSVM, Mr. Charles Chan and his colleagues for monitoring our portfolio and rendering sustained advisory services to secure a stable financial position throughout these years. In addition, Mrs. Lui, our Honorary Legal Advisor, has been very supportive since the early days of the founding of our College. We would like to take this opportunity to also express our appreciation to HSVM, our Honorary Legal Advisor Mrs. Mabel Lui and our Honorary Auditor, Mr. Charles Chan. 🍷



▲ Back row (from left to right): Dr. Stephen Kwok, Dr. Danny Cho, Mr. Chris Tam, Dr. Wong Kam-Hung, Dr. Yuen Kwok-Keung, Dr. Wong Yiu-Chung, Dr. Chan Tze-Mun, Dr. Poon Wai-Lun, Dr. Yolanda Lee, Dr. Lam Ka-On, Mr. Andy Yip
Front row (from left to right): Ms. Pammy Fung, Mrs. Mabel Lui, Mrs. Florence Chan, Mr. Charles Chan, Dr. Law Chun-Key, Ms. Rosita Lee, Ms. Penny Chan, Dr. Lilian Leong, Dr. Hector Ma

Hong Kong Journal of Radiology

HKJR

香港放射科醫學雜誌

All articles are available in full text on

www.hkjr.org

ISSN 2223-6619

Why HKJR?

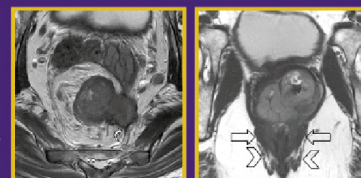
- Publishes review articles, original articles, perspectives, pictorial essays, case reports, brief communications, and letters to the Editor
- Indexed in EMBASE/Excerpta Medica, SCOPUS, Emerging Sources Citation Index, and Index Copernicus
- Publishes Chinese abstracts alongside with the English abstracts
- Awards presented to the Best Original Article and the Best Case Report of each volume and awardees granted free registration for the annual scientific meeting of the Hong Kong College of Radiologists

VOLUME 20 • NUMBER 4 • 2017

Theme of this Issue:
Gastrointestinal Imaging and Oncology

Highlights of this Issue:

- Magnetic Resonance Imaging for Staging of Primary Rectal Cancer: Imaging Prognosticators



Multidisciplinary management is the trend of clinical practice

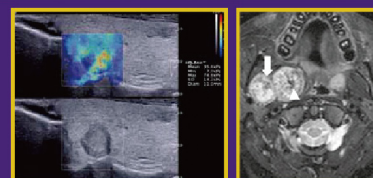
HKJR launches a series of **theme issues** which combine the expertise of **radiologists, oncologists, and nuclear medicine physicians** in the management of clinical problems. This enables in-depth exploration of specific clinical problems from different angles.

VOLUME 21 • NUMBER 2 • 2018

Theme of this Issue:
Head and Neck Imaging & Oncology

Highlights of this Issue:

- Update on Ultrasound Diagnosis for Thyroid Cancer



HONG KONG JOURNAL OF RADIOLOGY

Official Publication of the Hong Kong College of Radiologists

Home | Journal Overview | Submit a Paper | Register | Guide for Author | Login | Help | Contact Us



There are two phases to HKAMedTrack. In this first phase, authors are able to submit a manuscript electronically, and to check for updates on its status. In the second phase, the peer review process will be conducted online. Authors will be notified when the second phase is available.

For manuscript guidelines, please read [Guide for Author](#).

LOGIN

Log in:

Password:

SUBMIT

[Register \(for first-time user\)](#)

[Forgot Your Password](#)

FIRST-TIME USER

Please click on the "REGISTER" button and enter the requested information. Upon successful registration, you will receive an e-mail with instructions to verify your registration.

NOTE: If you have received an e-mail from us with an assigned user ID and password, **DO NOT REGISTER AGAIN**, just use this information to log in. Username and password may be changed after registration ([see instructions below](#)).

REGISTERED USER

Please click the "LOGIN" button and proceed as appropriate.


To change Username and/or Password:

Once registered, you may change your

Submit through the web-based manuscript system

www.hkamedtrack.org/hkjr

Submit your paper in a few easy steps, and check your paper status electronically!



Official Publication of
Hong Kong College of Radiologists



HKAM PRESS

New Technology Corner – Children Centered Radiology Service at Hong Kong Children's Hospital

Dr. Joyce Chan,
Hong Kong Children's Hospital

Centre of Excellence in Pediatrics

Hong Kong Children's Hospital is a tertiary referral center for complex, serious and rare pediatric cases requiring multi-disciplinary specialist care. Since its service commencement in late 2018, it has served as a platform for concentration of expertise in pediatrics, facilitating the provision of top notch medical care to critically ill children. Our radiology department at Hong Kong Children's Hospital is dedicated to provide children centered service to yield better imaging outcome.



▲ Hong Kong Children's Hospital, dedicated to be the Centre of Excellence in Pediatrics in Hong Kong.

Imaging children is challenging

Children are not small adults. Apart from them being petit which makes imaging challenging, pediatric pathologies can be highly complex. It is also hard to get young kids to cooperate and keep still during radiology examinations. Without proper measures, invasive procedures can be a nightmare to both the kids and the radiologists.



▲ Lovely decorations turn our CT suite into a playful circus, making CT scans much less daunting for kids.

Children Friendly Environment

Our radiology department is ultra children friendly. Kids are surrounded by colorful wall paintings, with Flamingo as the theme, as an inspiration of calmness during radiological procedures. Our portable x-ray machines are disguised as giraffes. Fun filled circus illustrations transform our CT suite into a welcoming playground for everyone. Our hardware is also tailored to cater needs of children of different ages. One example is the Pigg-O-stat, which is an immobilizer for infants and young children in x-ray imaging. It might look intimidating at first glance, but it is a safe and painless aid to secure children during imaging. With its help to eliminate motion artefacts, x-rays can be done with less attempts, reducing radiation exposure to both our patients and staff.




▲ Portable x-ray disguised as a giraffe, our kids love it!

▼ Pigg-O-stat dedicated for radiograph of infants & young children.



▲ Our spacious space-themed x-ray rooms, children are thrilled to have their imaging studies done here!



Play specialists work miracles

Play specialists provide wonderful play service to help sick kids through imaging studies and invasive procedures. Skillful in engaging children with tailored play plans, play specialists turn the tears-filled imaging room into a happy playground. Boring or even painful imaging procedures are made less dreadful and more efficient.

The MRI movie theatre

With the loud noises and tight space within the magnet, MRI scanning can be a daunting experience, especially for kids. At our department, kids can have a mock scan in the Playful MRI simulator to prepare them for the real one. The simulator mimics the space and noises and monitor kids for movements during the scan. Feedback is given so they learn how to cooperate and keep still to make MRI possible, efficient and reduce need of sedation. To make lengthy MRI scanning enjoyable, we also have a MR compatible audio-video headset for kids to watch cartoons during scanning. Our MR suite is virtually a movie theatre and kids love it! MR with kids has never been so smooth and this directly translates to improved image quality.



▲ Play specialist making intravenous cannulation a happy experience



▲ Having a mock MRI scan in our Playful MRI simulator.

Being ill is unfortunate, having a sick kid is even more traumatic and stressful for the whole family. With our children centered care, we fight this battle with them and strive our best to give every sick kid a chance to become healthy again. We might not always win, but at least we make this journey a little less dreadful for everyone. As we expand our service further, we will adhere to this mission and make a difference to pediatric imaging in Hong Kong.



◀ MR compatible goggles and headsets turn lengthy and boring MRI studies into enjoyable movie time!




◀ MR compatible headset that patients can enjoy music and at the same time receive voice commands during MRI studies.



Story of Hong Kong Children's Hospital

The story of Hong Kong Children's Hospital began in 2007, when the Hong Kong Government started to study the establishment of a Centre of Excellence in Paediatrics to further enhance the quality of Paediatric services. Since then many milestones have been achieved. These accomplishments were made possible through the tireless efforts and selfless devotion of many quiet heroes.



Dr. Elaine Kan,
Chief of Service, Department of Radiology
Hong Kong Children's Hospital

Dr. Jennifer Khoo, as the Commissioning Service Coordinator, spear headed the Radiology commissioning work until the Hospital commenced service in December 2018. Initially she headed a team of radiologists with special interest in children's imaging from various clusters; subsequently she led a core team of commissioning Radiology staff. Under her leadership, not only did we learn to answer questions such as "why" and "how", but also "why not". On countless occasions, we discovered new ways of doing things differently and better. Dr. Khoo's mentorship was much more than the mere transmission of knowledge and skills; she instilled in us professional attitudes and values, ingraining in the Department a collegial atmosphere.

We would like to take this opportunity to thank Dr. Khoo for inspiring, motivating, encouraging and empowering each one of us at the Department! 🍌

Then & Now



▲ Ming Pao News Series on HKCH - first ever article on HKCH Department of Radiology was published on 31/12/2016



▲ HKCH Department of Radiology Commissioning Team (Left to right, Mr. Adson Leung (Physicist), Miss WM Yiu (Registered Nurse), Dr. Kenneth Cheung (AC), Dr. Jennifer Khoo (Commissioning Service Coordinator), Dr. Elaine Kan (Consultant), Mr. Mike Lai (Senior Radiographer at the time, subsequently Department Manager))



▲ Team of Radiologists, radiographers nurses, clerical and supporting staff



▲ Our present Team of radiologists, radiographers, nurses, clerical and supporting staff, dedicated to making a difference in paediatric imaging in Hong Kong.

Congratulations to Professor Anne W.M. Lee – Honorary Fellow of the American College of Radiology

Dr. Soong Sung Ida,
Pamela Youde Nethersole Eastern Hospital

Congratulations

to Professor Anne W.M. Lee who was awarded the Honorary Fellowship of the American College of Radiology (ACR) at the 2019 ACR Annual Meeting held in Washington, DC in May. This is an honour in recognition of her preeminent contribution to the science and practice of radiology and quality patient care.

Prof. Anne Lee is currently the Clinical Professor and Head, Department of Clinical Oncology, The University of Hong Kong (HKU). In addition, she is the Chief of Service for the Center of Clinical Oncology at the University of Hong Kong Shenzhen Hospital in China. Prof. Lee obtained her FRCR training and became the consultant oncologist at Queen Elizabeth Hospital. She later established the Department of Clinical Oncology at the Pamela Youde Nethersole Eastern Hospital in 1994, and was the department head till her leaving to HKU.

Prof. Lee's research interest is nasopharyngeal carcinoma (NPC), which is a rare cancer in the western countries but prevalent in Southeast Asia. Due to its unique anatomical disease site and radiosensitivity, radiotherapy is the backbone of treatment for cure. Clinical Oncologists must possess excellent knowledge on the radiological image anatomy for devising the best possible radiotherapy portals and treatment plan.

Besides being an expert with top rank personal academic accomplishments, Prof. Lee has a leading role in revolutionising the NPC staging system, in rallying over 20 international experts to develop guidelines for radiotherapy planning. Her impactful clinical research has helped to define the standards of NPC treatment and improved the



disease outcome. The age-standardised incidence rate of NPC has decreased by 70 percent and the corresponding mortality rate has decreased by 71.4 percent from 1983-2016 in Hong Kong. The five-year cancer-specific survival of NPC has increased from 50 percent in the late 1970s to 85 percent in this decade.

Prof. Lee is a charismatic leader and mentor. I was a junior doctor working with her when she was the department head of the clinical oncology department of Pamela Youde Nethersole Eastern Hospital. She led the department through a period of remarkable change in our specialty regarding the rapid technological innovations and medical advancement. Prof Lee was a great teacher for her insightful advice and passionate attention to the quality of patients' care. I still follow her advice in prescribing every treatment by asking myself with her saying – What sense is making in this treatment? This is a powerful self-reflection question for making the most optimal treatment option for our patients.

Once again, I congratulate Prof. Lee on achieving this prestigious award which is an accolade of her success and outstanding contributions to the NPC treatments. I am proud to be one of the mentees of Prof. Lee, and I am sure that many of my colleagues share the same gratitude towards her. 🍀

Membership List of Committees and Subcommittees 2019 – 2020

I. Education Committee

Dr. WONG Yiu Chung (Chairman)
Dr. KWOK Kai Yan, Stephen (Honorary Secretary)
Dr. CHENG Hoi Ching
Dr. CHENG Lik Fai
Dr. CHEUNG Chi Wai, Stephen
Dr. HO Wai Yin
Dr. KAN Yee Ling, Elaine
Prof. Ann KING
Dr. LAM Ka On
Dr. LAW Chun Key
Dr. Lilian LEONG
Dr. Francis TANG
Dr. CHIU Long Fung, Jeffrey (Co-opted Member)
Dr. NG Wai Tong (Co-opted Member)
Dr. TANG Yip Kan, Kendrick (Co-opted Member)

(a) Examination Board

Dr. CHEUNG Chi Wai, Stephen (Chairman)
Dr. FANG Xin Hao, Benjamin
Dr. HO Wai Yin
Dr. KWOK Kai Yan, Stephen
Dr. NG Wai Tong
Dr. POON Wai Lun
Dr. WONG Ka Tak
Dr. WONG Kam Hung
Dr. WONG Yiu Chung
Dr. YUEN Kwok Keung

(b) CME/CPD Sub-Committee

Dr. CHEUNG Chi Wai, Stephen (Chairman)
Dr. AU Kwok Hung
Dr. AU YEUNG Wai San, Andrea
Dr. CHAN Sze Wun, Winnie
Dr. CHIU Sau Hin, Sonny
Dr. IP Jing Kun, Janice
Dr. KUNG Boom Ting
Dr. LAM Hiu Yin, Sonia
Dr. LEE Sing Fun, Paul
Dr. LEE Siu Hong
Dr. LI On Chee, Angela
Dr. TSANG Wai Kan, Kassel
Dr. YAU Chun Chung

(c) Scientific Sub-Committee

Radiology & Nuclear Medicine

Dr. POON Wai Lun (Chairman)
Dr. CHEUNG Kai Yat, Kenneth
Dr. CHO Hing Yan, Danny
Dr. KAN Yee Ling, Elaine
Dr. KUNG Boom Ting
Dr. LEE Ka Lok, Ryan
Dr. LEUNG Siu Ting
Dr. LUK Yiu, Shiobhon
Dr. Neeraj Ramesh MAHBOOBANI
Dr. PAN Nin Yuan
Dr. SITT Ching Man
Dr. TSE Kin Sun, Sunny

Clinical Oncology

Dr. SZE Chun Kin, Henry (Honorary Secretary)
Dr. BAO King Hei, Kelvin
Dr. CHANG Tien Yee, Amy
Dr. WONG Chun Wai, Kenneth
Dr. WONG Chun Yin, Edwin
Dr. YIP Pui Kit, Yvonne

(d) Training Course Sub-Committees

Radiology

Dr. KWOK Kai Yan, Stephen (Chairman)
Dr. LEE Chiu Wing, Alexander (Honorary Secretary)
Dr. CHAN Ho Fung, Tommy
Dr. CHENG Ka King
Dr. CHOI Pak Tat, Frankie
Dr. HUNG Hiu Yee, Esther
Dr. LAM Hiu Yin, Sonia
Dr. LAI Kwok Keung, Thomas
Dr. LAM Poy Wing, Tina
Dr. LEUNG Kam Wing, Warren
Dr. LUI Chun Ying
Dr. TAM Kwok Fai
Dr. TANG Yip Kan, Kendrick
Dr. WONG Kwok Chun
Dr. YU San Ming, Peter

Clinical Oncology

Dr. LUK Mai Yee (Chairman)
Dr. AU Kwok Hung
Dr. CHENG Chi Kin, Ashley
Dr. CHENG Hoi Ching
Dr. LAM Ka On
Dr. LEE Ann Shing
Dr. NG Wai Tong
Dr. Francis TANG
Dr. Macy TONG
Dr. Timothy YIP

Training and Examination Sub-Committee (Nuclear Medicine)

Dr. HO Wai Yin (Chairman)
Dr. MA Wai Han, Vivian (Honorary Secretary)
Dr. CHENG Kam Chau
Dr. KUNG Boom Ting
Dr. LAM Kwok Kai
Mr. TANG Chung Ting
Dr. WONG Chi Ping
Dr. WONG Sze Chun

(e) Education & Research Fund Sub-Committee

Dr. CHEUNG Chi Wai, Stephen (Chairman)
Dr. CHAN Tao
Dr. CHAN Yu Leung
Dr. CHOI Ho Keung, Peter
Ms. Ruby FUNG
Dr. LEE Ho Fun, Victor
Dr. YAU Tsz Kok

(f) HKCR 15A Travelling Fellowship Sub-Committee

Dr. POON Wai Lun (Chairman)
Dr. LAW Chun Key
Dr. NGAI Wai Tat
Dr. WONG Ka Tak
Dr. WONG Yiu Chung

(g) Subspecialty Board (Palliative Medicine)

Dr. YUEN Kwok Keung (Chairman)
Dr. LUI Cheuk Yu, Louisa (Honorary Secretary)
Dr. LO Sing Hung
Dr. WONG Kam Hung
Dr. WONG Yiu Chung

II. Membership Committee

Dr. LAW Chun Key (Chairman)
Dr. LEUNG Kwok Cheung (Honorary Secretary)
Dr. CHEUNG Foon Yiu
Dr. CHOI Pak Tat, Frankie
Dr. FUNG Po Yan, Eliza
Prof. KWONG Lai Wan, Dora
Dr. LAI Bing Man
Dr. POON Wai Lun
Dr. TAN Chong Boon

III. Finance Committee

Dr. LAM Ka On (Chairman)
Mr. Charles CHAN (Honorary Auditor)
Dr. CHIU Long Fung, Jeffrey (Honorary Secretary)
Dr. CHAN Tze Mun
Dr. LAW Chun Key
Dr. Lilian LEONG
Dr. LEE Yim Ping

IV. Constitution Sub-Committee

Dr. KAN Yee Ling, Elaine (Chairman)
Dr. CHAN Chi Sang, James
Dr. CHEUNG Chi Wai, Stephen
Dr. KHOO Lai San, Jennifer
Dr. LEE Ho Fun, Victor
Dr. WONG Ka Tak, Jeffrey

V. House Sub-Committee

Dr. KAN Yee Ling, Elaine (Chairman)
Dr. LUK Yiu, Shiobhon (Honorary Secretary)
Dr. FUNG Kin Fen, Kevin
Dr. KHOO Lai San, Jennifer
Dr. LAI Yee Tak, Alta
Dr. LAW Chun Key
Dr. WONG Ho Ching, Amy
Dr. WONG Sze Chun, Jeremy

VI. HKJR Editorial Board

Prof. CHU Chiu Wing, Winnie (Editor-in-Chief)
Dr. NGAN Kai Cheong, Roger (Deputy Editor-in-Chief)
Dr. YUEN Ming Keung (Deputy Editor-in-Chief)
Dr. AU YONG Ting Kun
Dr. CHAN Tao
Dr. CHAN Yu Leung

Dr. CHOI Pak Tat, Frankie
Prof. KWONG Lai Wan, Dora
Dr. LEE Yuen Phin, Elaine
Dr. LEE Ho Fun, Victor
Dr. NG Wai Tong
Dr. POON Wai Lun
Dr. WONG Chi Sing, Frank

VII. Homepage Sub-Committee

Dr. Neeraj Ramesh MAHBOOBANI (Chairman)
Dr. Gregory Ernest ANTONIO
Dr. CHAN Sum Yin
Dr. CHAN Tze Mun
Dr. FANG Xin Hao, Benjamin
Dr. FONG Chun Yan
Dr. LAM Ho Ching
Dr. LO Shing Wai, Sherwin
Dr. PAN Nin Yuan

VIII. Newsletter Sub-Committee

Dr. LUI Chun Ying (Chairman)
Dr. CHAN Pui Kwan, Joyce
Dr. CHAN Wing Lok, Wendy
Dr. DAI Yuk Ling, Eunice
Dr. KAN Yee Ling, Elaine
Dr. KUNG Boom Ting
Dr. LUK Yiu, Shiobhon
Dr. SITT Ching Man
Dr. SOONG Sung, Inda

IX. Radiation Safety and Protection Sub-Committee

Dr. WONG Yiu Chung (Chairman)
Dr. TSE Kin Sun, Sunny (Honorary Secretary)
Ms. Doris CHOI
Dr. HO Wai Yin
Prof. KHONG Pek Lan
Dr. KWAN Chung Kong
Dr. Joyce LEUNG
Mr. LI Chi Ming Steve
Dr. NGAI Wai Tat
Dr. Francis TANG
Dr. WONG Kam Hung

X. Executive Committee of HKCR Young Fellows Network

Dr. FONG Chun Yan (Co-convenors)
Dr. LUK Yiu, Shiobhon (Co-convenors)
Dr. CHU Cheuk Man
Dr. SITT Ching Man, Jacqueline
Dr. SZE Chun Kin, Henry
Dr. WU Kwan Kit, Sam
Dr. YUEN Yiu Sang, Tony



SPORTS IMAGING

INTERNATIONAL DAY OF RADIOLOGY

.....

NOVEMBER 8, 2019

WWW.IDOR2019.COM



Our College has the following numbers of members as at 31 January 2020

Status	Number
Honorary Fellow	18
Honorary Member	8
Fellow	604
Member	141
Trainee Member	62
Associate Member	5
Total	838

List of Fellows admitted from 1 April 2019 till 31 January 2020

Admission date	Name	Specialty	Institute
30 July 2019	Dr. CHAU Chi Man	RD	PMH
30 July 2019	Dr. HUI Yan Ho	NM	QEH
21 January 2020	Dr. CHAN Ka Yuk	RD	TMH
21 January 2020	Dr. CHAN Rois L.S.	RD	PMH
21 January 2020	Dr. CHAN Wai	CO	TMH
21 January 2020	Dr. CHEUNG Michelle	RD	QMH
21 January 2020	Dr. CHEUNG Wai Pan	RD	KWH
21 January 2020	Dr. CHIN Hoi Kevin	RD	PYNEH
21 January 2020	Dr. CHIN Wing Tsung Anthony	RD	UCH
21 January 2020	Dr. CHU Yin Lun Edward	RD	QMH
21 January 2020	Dr. FOK Leslie	CO	QEH
21 January 2020	Dr. HO Hoi Man Connie	CO	TMH
21 January 2020	Dr. LEE Ka Yin Gregory	RD	PYNEH
21 January 2020	Dr. LEE Tin Yan	CO	QEH
21 January 2020	Dr. NG Ting Fung Karson	RD	PMH
21 January 2020	Dr. NG Wing Kei Carol	RD	PMH
21 January 2020	Dr. NG Yue Hinn Brian	CO	PMH
21 January 2020	Dr. SO Man Hon	RD	KWH
21 January 2020	Dr. TANG Wai Kiu	RD	PWH
21 January 2020	Dr. WONG Sean Man Natalie	CO	TMH
21 January 2020	Dr. YIP Yu	NM	PYNEH
21 January 2020	Dr. YU Wen Ming	RD	UCH

List of Members admitted from 1 April 2019 till 31 January 2020

Admission date	Name	Specialty	Institute
28 May 2019	Dr. CHAU Hoi Ting Hatty	RD	PMH
28 May 2019	Dr. CHEUNG Sze Nga	CO	PYNEH
28 May 2019	Dr. HUNG Jessica Long-ching	CO	PYNEH
28 May 2019	Dr. LAM Lok Yee	RD	QEH
28 May 2019	Dr. LIU Tsz Chim	CO	TMH
28 May 2019	Dr. LUI Huo Zheng Daniel	CO	PMH
28 May 2019	Dr. SUNG Winnie Wing Yan	CO	QEH
28 May 2019	Dr. WO Bar Wai Barry	CO	TMH
28 May 2019	Dr. WONG Henry Chun Yip	CO	PMH
25 June 2019	Dr. KWOK Po Lam	RD	PYNEH
30 July 2019	Dr. CHAN Chiu Wang Jeffrey	RD	NDH
27 August 2019	Dr. CHOI Chuen Wai	RD	UCH
26 November 2019	Dr. CHAN Oi Ling	RD	TMH
26 November 2019	Dr. CHEN Chih Chi Allen	CO	PWH
26 November 2019	Dr. CHENG Beatrice Wing-tung	RD	PYNEH
26 November 2019	Dr. FENN Dickson	RD	KWH
26 November 2019	Dr. HUI Ching Nam	RD	PYNEH
26 November 2019	Dr. HUI See Nung	RD	PYNEH
26 November 2019	Dr. KUNG Wai Kit	RD	QEH
26 November 2019	Dr. LAU Jeremy Hugh Yen-hey	NM	TMH
26 November 2019	Dr. LEE Man Cho	RD	QEH
26 November 2019	Dr. SIN Kin Man	RD	TMH
26 November 2019	Dr. SO Hin Kwan	CO	PMH
26 November 2019	Dr. WONG Hiu Sang	CO	PMH
26 November 2019	Dr. WONG Yung Kong	RD	TMH

Admission date	Name	Specialty	Institute
26 November 2019	Dr. YU Suet Mui	RD	PWH
26 November 2019	Dr. YUNG King Shing	RD	PMH
17 December 2019	Dr. CHIU Tung Milly	RD	KWH
17 December 2019	Dr. HUI Wang Hei	RD	PWH
17 December 2019	Dr. LI Chun Kit	RD	PYNEH
17 December 2019	Dr. WONG Cheuk Lau	RD	KWH
17 December 2019	Dr. YIP Thomas Wei-lam	RD	QMH
21 January 2020	Dr. CHAN Chung Yan John	RD	QMH
21 January 2020	Dr. FUNG Kiu-jing James	RD	PYNEH

List of Trainee Member admitted from 1 April 2019 till 31 January 2020

Admission date	Name	Specialty	Institute
27 August 2019	Dr. CHAN Ho Yi	RD	PYNEH
27 August 2019	Dr. CHENG Novena Lin Sing	RD	UCH
27 August 2019	Dr. CHING Long	RD	QEH
27 August 2019	Dr. CHOI Hoi Ying	CO	TMH
27 August 2019	Dr. FENN Dickson	RD	KWH
27 August 2019	Dr. HO Ho Nam	RD	TKOH
27 August 2019	Dr. KWOK Pak Wai	CO	TMH
27 August 2019	Dr. KWOK Shing Fung	RD	PYNEH
27 August 2019	Dr. LAM Pak Lun	RD	KWH
27 August 2019	Dr. LEUNG Ka Chun	CO	TMH
27 August 2019	Dr. LEUNG San Yu	RD	PYNEH
27 August 2019	Dr. MAK Siu Fung	RD	KWH
27 August 2019	Dr. MAN Yan Yan	RD	NDH
27 August 2019	Dr. NG Yuk Yiu	RD	QMH
27 August 2019	Dr. TO Ching Hei	CO	PWH
27 August 2019	Dr. TONG Ming Ho	RD	PYNEH
27 August 2019	Dr. TSE Sze Wa	CO	QEH
27 August 2019	Dr. WONG Hing Yee	CO	QEH
27 August 2019	Dr. YEUNG Ian	CO	TMH
27 August 2019	Dr. YEUNG Wan Lung Ryo	RD	QEH
27 August 2019	Dr. YIP Thomas Wei-lam	RD	QMH
27 August 2019	Dr. YUNG King Shing	RD	PMH
23 September 2019	Dr. AU Lok Sze Joyce	CO	QMH
23 September 2019	Dr. CHAI Mei Yu Claire	RD	TMH
23 September 2019	Dr. CHAN En Hao	RD	PMH
23 September 2019	Dr. CHEN Way Loon Jonathan	RD	KWH
23 September 2019	Dr. CHEUNG Man Fei	CO	QMH
23 September 2019	Dr. CHIU Ka Lun	NM	TMH
23 September 2019	Dr. CHONG Yee Ming	RD	QMH
23 September 2019	Dr. CHU Kiu Hui	RD	QEH
23 September 2019	Dr. HO Isaac	CO	QMH
23 September 2019	Dr. LAM Ka Ming	CO	QMH
23 September 2019	Dr. LAM Sze Man Vivian	CO	QMH
23 September 2019	Dr. LEE Sin Hang	RD	TMH
23 September 2019	Dr. LEUNG Jonathan Chung Fai	CO	PWH
23 September 2019	Dr. LO Eugene Sean	RD	PMH
23 September 2019	Dr. TANG Hok Him Wisely	RD	QMH
23 September 2019	Dr. TSANG Man Lung	RD	TMH
23 September 2019	Dr. TSOI Pak Lai	NM	PYNEH
23 September 2019	Dr. WEI Jeremy Lok	RD	PWH
23 September 2019	Dr. YOUNG Yee Man Catherine	RD	PWH
26 November 2019	Dr. CHAN Yan Hei	RD	PWH
26 November 2019	Dr. CHOY Chun Hin	RD	TMH
17 December 2019	Dr. NG On Wa	RD	PMH

List of Associate Member admitted from 1 April 2019 till 31 January 2020

Admission date	Name	Specialty	Institute
21 January 2020	Dr. CHEUNG King Kenneth	RD	NDH

Forthcoming Meetings in 2020

Date	Event	Venue	Website
20-21 February 2020	RadiologyAsia 2020	Singapore	https://www.radiologyasia.com/
1-6 March 2020	Society of Abdominal Radiology (SAR) 2020 Annual Scientific Meeting and Educational Course	Hawaii, USA	https://www.abdominalradiology.org/page/AnnualMeeting
28-29 March 2020	Abdominal Radiology Group Australia & New Zealand (ARGANZ) Meeting 2020	Brisbane, Australia	https://www.arganz.org/index.php/annual-meeting/home/welcome.html
22-25 April 2020	German Society of Nuclear Medicine Annual Congress 2020 (DGN 2020)	Leipzig, Germany	http://nukmed20.nuklearmedizin.de/
24-26 April 2020	The 50 th Annual Scientific Meeting of the Australian and New Zealand Society of Nuclear Medicine (ANZSNM)	Sydney, Australia	http://anzsnmconference.com/ANZSNM2020/
29 May - 2 June 2020	American Society of Clinical Oncology Annual Meeting (ASCO 2020)	Chicago, USA	https://meetings.asco.org/am/register-submit-abstracts
30 May - 4 June 2020	ASNR 58 th Annual Meeting Connection Science & Practice (2020)	Las Vegas, USA	https://www.asnr.org/annualmeeting/presenters
13-16 June 2020	The Society of Nuclear Medicine & Molecular Imaging (SNMMI) 2020 Annual Meeting	Louisiana, USA	https://am.snmmi.org/iMIS/SNMMI-AM
1-4 July 2020	ESMO World Congress on Gastrointestinal Cancer 2020	Barcelona, Spain	https://www.esmo.org/Conferences/ESMO-World-GI-2020
15-19 July 2020	European Congress of Radiology 2020 (ECR 2020)	Vienna, Austria	https://www.myesr.org/congress
20-21 August 2020	20 th Annual Scientific Meeting of Asian and Oceanic Society for Paediatric Radiology (AOSPR 2020)	Davao City, Philippines	https://www.aospr2020.com/
20-22 August 2020	The 14 th Congress of Asian Society of Cardiovascular Imaging (ASCI 2020)	Da Nang City, Vietnam	https://asci-2020.org/
18-22 September 2020	ESMO 2020 Congress	Madrid, Spain	https://www.esmo.org/Conferences/ESMO-Congress-2020
14-17 October 2020	The 52 nd Congress of the International Society of Paediatric Oncology (SIOP 2020)	Ontario, Canada	https://siop-congress.org/
15-18 October 2020	RANZCR 71 st Annual Scientific Meeting (2020)	Victoria, Australia	https://www.ranzcr2020.com/
17-21 October 2020	EANM' 20	Vienna, Austria	https://www.eanm.org/congresses-events/future-congress/
25-28 October 2020	2020 ASTRO Annual Meeting	Florida, USA	https://www.astro.org/Meetings-and-Education/Live-Meetings/2020/Annual-Meeting
14-15 November 2020	The 28 th Annual Scientific Meeting of HKCR	Hong Kong, SAR	https://www.hkcr.org/
29 November - 4 December 2020	The Radiological Society of North America's 106 th Scientific Assembly and Annual Meeting (RSNA 2020)	Chicago, USA	https://www.rsna.org/annual-meeting

HKCR Council Meeting Dates in 2020

21 January 2020	26 May 2020	18 September 2020
25 February 2020	30 June 2020	27 October 2020
31 March 2020	28 July 2020	24 November 2020
28 April 2020	25 August 2020	22 December 2020

The Council (2019-2020)

PRESIDENT

Dr. C.K. Law
羅振基醫生

SENIOR VICE-PRESIDENT

Dr. W.L. Poon
潘偉麟醫生

VICE-PRESIDENT

Prof. Anne W.M. Lee
李詠梅教授

WARDEN

Dr. Y.C. Wong
王耀忠醫生

HONORARY TREASURER

Dr. K.O. Lam
林嘉安醫生

HONORARY SECRETARY

Dr. Elaine Y.L. Kan
簡以靈醫生

COUNCIL MEMBERS

Dr. Danny H.Y. Cho
曹慶恩醫生

Dr. K.Y. Kwok
郭啟欣醫生

Dr. C.Y. Lui
呂振英醫生

Dr. Hector T.G. Ma
馬天競醫生

Dr. W.H. Ma
馬慧嫻醫生

Dr. W.H. Ng
伍永鴻醫生

Dr. W.T. Ngai
魏偉達醫生

Dr. K.H. Wong
黃錦洪醫生

Dr. K.K. Yuen
袁國強醫生

HONORARY LEGAL ADVISOR

Mrs. Mabel M. Lui
呂馮美儀女士

HONORARY AUDITOR

Mr. Charles Chan
陳維端先生

FOUNDING PRESIDENT & IMMEDIATE PAST PRESIDENT

Dr. Lilian L.Y. Leong
梁馮令儀醫生

EXECUTIVE OFFICERS

Ms. Karen Law
羅雅儀小姐

Ms. Phyllis Wong
黃詩汝小姐

Editorial Board

Dr. LUI Chun Ying
Dr. CHAN Pui Kwan, Joyce
Dr. CHAN Wing Lok, Wendy
Dr. DAI Yuk Ling, Eunice
Dr. KAN Yee Ling, Elaine
Dr. KUNG Boom Ting
Dr. LUK Yiu, Shiobhon
Dr. SITT Ching Man
Dr. SOONG Sung, Inda

HONG KONG COLLEGE OF RADIOLOGISTS

Address: Rm 909, 9/F, Hong Kong Academy of Medicine Jockey Club Building,
99 Wong Chuk Hang Road, Aberdeen, Hong Kong

Tel.: (852) 2871 8788 Fax.: (852) 2554 0739

E-mail: enquiries@hkcr.org Homepage: www.hkcr.org