



HONG KONG COLLEGE OF RADIOLOGISTS

NEWSLETTER



President's Jotting

Dr. Law Chun Key

We have just passed a very hot summer and are moving to a hot Autumn. College activities has never been slowed down to fulfill her mission to upkeep the standard and practice of radiology in Hong Kong.

Starting with examinations, our College sent delegates comprising Dr. Sherwin Lo, Dr. Danny Cho, and Dr. Rickie Cheng to visit the Royal College of Radiologists (RCR) in London on 5-6 July to study the operation details and logistics of the coming automation in various parts of examinations, from Part 1 Anatomy to Part 2B Reporting session & Rapid Reporting sessions. The delegates brought back very useful information and our College have been working very hard to ensure success when implemented locally in near future. Meanwhile, taking the structure of RCR Examination Boards as reference, together with various examination logistics common to all three specialties in running examinations, our College has established a single examination board for overseeing examinations in all three specialties in order to ensure effective discussion on details of examination logistics, with the existing examination subcommittees under the examination board continue to manage examinations in individual specialties. This new examination board would aim for better development of examination regulations and preparation of examination materials, and is responsible for negotiating with RCR and HA regarding examination-related issues. Other major functions of the examination board include nomination and maintenance of a sustainable pool of examiners, observers and invigilators, and their training in examination-related matters.

Early in April, each College of the Academy was asked to nominate one young fellow, who have been conferred

HKAM Fellowship within 10 years, to join the newly established HKAM Young Fellows Chapter (YFC). Dr. Julian Fong was nominated as our College representative in the Governing Council of HKAM YFC. Our College also took this opportunity to establish our own Young Fellows Network aiming to enhance communication between the Young Fellows and the College, to encourage more Young Fellows to contribute to the College and community, and to nurture the Young Fellows in professional development and College involvement. More details are forthcoming and I encourage all members to give full support to the Network.

On professional standards and practice, our College has recently updated the Guide on Good Medical Practice for Radiologists with reference to the booklet "Professional Code and Conduct – for the Guidance of Registered Medical Practitioners" of Medical Council of Hong Kong (MCHK) last revised in January 2016. The latest version of Guide on Good Medical Practice for Radiologists (Version as of 4 June 2017) is now available at our College website: <https://www.hkcr.org/lop.php/ggmp>. The MCHK has newly updated the List of Quotable Qualifications on 4 August 2017, the Chinese translation of the qualification “英國皇家放射科學醫學院院士” was changed to “皇家放射科醫學院院士” to maintain consistency with other quotable qualifications and the most updated MCHK naming policy regarding Chinese translation. There would be a 3-year transitional period during which the use of either the old title or the revised title by a medical practitioner would be acceptable by the MCHK. Further details can be viewed at MCHK's website: <http://www.mchk.org.hk/english/guideline/qualification.html>. Furthermore, the College had taken much effort to organise a seminar for our members to gain in-depth

Inside
this
issue...

7th IDKD in
Hong Kong

Seminar on
Professional
Code of Practice

Photography
& Radiology

understanding of the role of MCHK and the scope of Professional Code of Practice on 16 September 2017. We had invited Prof. Felice Lieh-Mak, Council Member of MCHK, and Mr. David Kan, Partner & Solicitor Advocate of Howse William Bowers, to talk on "The Evolution of the Concept of Professional Misconduct" and "What Constitutes Professional Misconduct: An Update", respectively. The seminar was well attended by around a hundred members and aroused hot discussion. On the other hand, after months of efforts by many enthusiastic members, the draft of Clinical Referral Guidelines would soon be finalized and the final version would be sent out to our members and published on the College website in due course.

The HKCR 15A Travelling Fellowship has been established for a decade and is active in sending young Fellows to UK for attachment and as our College Ambassadors to visit RCR in London every year. This year, two candidates, Dr. Lai Yee Tak Alta and Dr. Lee Ka Lok, were awarded the Fellowship and they will study in various subspecialties in the coming winter. During the Exit Assessment earlier this year, 2 candidates have been nominated for assessment for Dr. FL Chan Medal based on their superb performance during the higher training and in Exit Assessment with their first attempt. A separate Assessment Board chaired by the Warden was convened in August. Dr. Neeraj Ramesh Mahboobani from Department of Radiology of Princess Margaret Hospital is awarded, who is the second recipient since the Medallion's inauguration. The Medal will be presented in the coming Joint Admission Ceremonies for the Fellowship on Saturday, 18 November 2017.

Over the past few months, our College continued to participate in various symposia and functions both locally and overseas. Dr. Lilian Leong represented the College in the Asian Radiology Summit (ARS) 2017 on "System of Residency Training Programme and Board Examination" on 14 April 2017 in Yokohama, Japan. Dr. Leong shared the Hong Kong system with the representatives from other countries including Bangladesh, Chinese Taipei, Japan, Korea, Mongolia, Myanmar, Nepal, Pakistan, Philippine, Singapore, Sri Lanka and Thailand during the Summit.



Delegates at Asian Radiology Summit 2017

I attended the 51st Singapore-Malaysia Congress of Medicine (SMCM 2017) on 21 – 23 July 2017 in Singapore. A fruitful joint council meeting was held during the Congress for further collaboration on training and academic exchange between the Academy Colleges of Hong Kong, Malaysia and Singapore.



HKAM Delegation at 51st SMCM 2017, Singapore, July 2017



In August, Dr. Lilian Leong and Dr. Johnny Ma representing our College participated in the 11th Asian Oceanian Congress of Neuroradiology (AOCNR 2017) in Beijing. Dr. Leong and Dr. Ma as the National Delegates from Hong Kong, attended the 11th AOSNHNR Council Meeting on 17 August 2017.



National Delegates at 11th AOSNHNR Council Meeting, Beijing, August 2017

- 1 President's Jotting
- 2 Message from the Editor
- 3 Radiology Update
- 3 Obituary
- 4 The 7th International Diagnostic Course Davos (IDKD) Intensive Course in Hong Kong
- 5 HKSIR & HKCR Non-Vascular Interventional Radiology Course 2017
- 6 Precision Oncology Symposium - Colorectal Cancer
- 6 Musculoskeletal Symposium of HKCR
- 7 The 11th Asian-Oceanian Congress of Neuroradiology
- 9 HKCR Seminar on Professional Code of Practice
- 11 Forthcoming College's Scientific Activities:
7th JSM of RCR & HKCR and 25th ASM of HKCR
- 12 Special College Functions on 18th November 2017:
Joint Admission Ceremonies, Ho Hung Chiu Lecture & Dinner of the Colleges
- 13 Final Examination for the Fellowship in Nuclear Medicine
- 13 Forthcoming Meetings in 2017-18
- 14 Leisure Corner -
Photography and Radiology
- 17 Change of Chinese Translation of Qualification of Fellow of Royal College of Radiologists
- 18 Intercollegiate Basketball Tournament
- 19 Membership Status

Locally I attended the kick-off event of Smoke-free Publicity Programme for World No Tobacco Day 2017, organized by the Hong Kong Council on Smoking and Health on 28 May 2017. Dr. Leong was invited to deliver a keynote lecture entitled "Meeting Challenges in an Evolving Profession" at the 21st Asian-Australasia Conference of Radiological Technologists (21st AACRT) on 24 June 2017. In July, our energetic members continued to participate in the Intercollegiate Basketball Tournament for the third consecutive year organized by the Hong Kong College of Otorhinolaryngologists, and came up as first runner-up overall.



Lastly, the Examination Golden week is coming very soon and I urge all our members to take note of the 7th Joint Scientific Meeting of RCR & HKCR and 25th ASM of HKCR on 18-19 November 2017 – an AOSOR-HKCR Conjoint Session with subspecialty focus on "Oncological Imaging and Interventions" and the Multidisciplinary Symposia on "Lymphoma". We are also looking forward to the 17th Ho Hung Chiu Lecture on 18 November 2017, which will be delivered by Prof. Sophia Chan, Secretary of Food and Health, The Government of the HKSAR. Please mark your diary and support these important events.

As a final remarks at all times, I wish to thank all members of the Council, Committees and Subcommittees for your hard work and selfless devotion, and the unfailing and whole-hearted support of our Secretariat. 🖋️

Message from the Editor

Dr. CY Lui

A lot of activities were organized by the College in the past few months, including the HKCR Seminar on Professional Code of Practice which was well attended by our Fellows and members. In this issue, we have our Warden, Dr. Wong Yiu Chung, summarizing the event and highlighting several important points in the article. Special thanks go to the two eminent speakers Professor Felice Lieh-Mak and Mr. David Kan for offering a precious opportunity for us to gain in-depth understanding of the Medical Council of Hong Kong and the Professional Code of Practice.

In the Leisure Corner section, we have Dr. Lai Bing Man sharing with us his journey in photography. Dr. Lai not only has a lot of achievements in photography but also has been actively contributing his work in photography to the College. You may be amazed by his excellent masterpieces!

I would like to take this opportunity to announce that we will be introducing a new section in the newsletter in the coming issues, titled 'Heed, Knowledge, Cautionary in Radiology Reading Room (HKCR Reading Room)'. The new section aims to serve as an educational platform for members and Fellows to share interesting Radiology cases with diagnostic or management challenges. We have formed a panel to review the submitted cases and will invite experts in the field to give opinions. Members and Fellows are most welcomed to share cases with us. CME/CPD points will be granted to the authors and expert reviewers.

I wish to thank again the Newsletter team and the College secretariats, especially Ms. Karen Law and Ms. Phyllis Wong, for contributing to the success of the Newsletter. 🖋️

Radiology Update: Fleischner Society Guidelines for Management of Incidental Pulmonary Nodules Detected on CT Images

Dr. Kwok Kai Yan, Queen Elizabeth Hospital

The investigation and follow up of lung nodules constitute of a significant proportion of daily work among radiologists. As a renowned international multidisciplinary medical society for thoracic imaging, the Fleischner Society previously published her guidelines for the management of solid lung nodules in 2005 and separate guidelines for the management of subsolid lung nodules in 2013.

With emerging data and accumulation of experience, the Fleischner Society has recently updated her Guidelines for Management of Incidental Pulmonary Nodules Detected on CT Images in early 2017. The new version refers to the management of both solid and subsolid lung nodules, and covers both single and multiple nodules. The minimum threshold nodule size for routine follow up is increased and the recommended follow up intervals are now given as ranges. The risk stratification into low risk and high risk groups now considers both clinical and radiological parameters. As specified in the guidelines, the minimum threshold nodule size for recommending follow up is based on an estimated cancer risk on the order of 1% or greater. The recommendations apply to incidental lung nodules in patients aged 35 or above, excluding patients with known cancer or immunocompromised status.

It is worth observing the impact of this new guideline on the management of incidental lung nodules, which are commonly encountered in daily clinical practice. For further details of the Fleischner Society Guidelines for Management of Incidental Pulmonary Nodules Detected on CT Images, please refer to the following website http://pubs.rsna.org/doi/10.1148/radiol.2017161659?url_ver=Z39.88-2003&rfr_id=ori:rid:crossref.org&rfr_dat=cr_pub%3dpubmed. 📄

Obituary – Professor Judith Elizabeth Adams

Hong Kong College of Radiologists is deeply saddened by the loss of Professor Judith Elizabeth Adams (1945 – 2017), the former Dean and Vice President of the Royal College of Radiologists (RCR).

Professor Adams was a great leader in radiology and a pioneer in research on osteoporosis, fracture recognition and the measurement of bone mineral density. She was actively engaged in collaboration with various radiology organizations such as International Skeletal Society and European Society of Skeletal Radiologists around the globe. She visited Hong Kong many times for professional examinations, training accreditation and scientific activities. She was a world-renowned musculoskeletal radiologist and had fostered the awareness and expertise in osteoporosis among radiologists all over the world. 📄



Image source from
Manchester Medical Society

The 7th International Diagnostic Course Davos (IDKD) Intensive Course in Hong Kong, 26th – 28th May 2017

Dr. Cheng Hei Man Joyce, Dr. Man Ka Yun Kenyon &
Dr. Tang Joseph Andrew Wing Kin
Pamela Youde Nethersole Eastern Hospital

The world-renowned radiology intensive course International Diagnostic Course Davos (IDKD) was successfully held in Hong Kong on 26th to 28th May 2017, in collaboration with Hong Kong College of Radiologists and The University of Hong Kong, highlighting “Diseases of the Chest, Heart and Vascular System”. Hundreds of participants at various stages of their professional career from all around the world were attracted to this event in the pursuit of in-depth professional development in the field of radiology. We were privileged to have an excellent panel of international experts from Switzerland, Netherlands, the United Kingdom, the United States, China, as well as local experts to share with us their expertise.



The participants attended four highlight lectures and twelve workshops, which included a broad coverage on the medical imaging approach for the cardiovascular and thoracic diseases. Several rewarding small group workshops were arranged, including “Interventional Radiology of the Thorax” by Dr. Jeffrey Klein from University of Vermont College of Medicine, “Current Concepts in the Diagnosis and Staging of Lung Cancer” by Dr. Jeremy Erasmus from The University of Texas, “Cardiac MR with a Focus on Non-ischemic Cardiomyopathies” by Dr. Albert de Roos from Leiden University Medical Center, “Plain Film and HRCT of ILD Davos” by Dr. Sujal R. Desai from King’s College Hospital NHS Foundation Trust. These interactive workshops brought excellent learning experiences to all the enthusiastic learners.

Advanced Pediatric Cardiac MR Techniques

Dr. Taylor Chung, MD Children’s Hospital and Research Center



We were particularly drawn by one of the highlight lectures on Advanced Pediatric Cardiac MR Techniques. Dr. Chung gave a comprehensive review on the commonly used MR techniques on pediatric MRI, which was an eye-opening topic to most of us. In addition, he also enlightened us with some of the emerging and innovative MR techniques with particular attention to the pediatric population, including motion artefact correction, radial sampling, compressed sensing, de-noising techniques, etc. The lecture was well received with great feedback.

The 7th IDKD was indeed a very fruitful learning experience. We are looking forward to the next IDKD in 2018. 💊

HKSIR & HKCR Non-Vascular Interventional Radiology Course 2017,

10th June 2017

Dr. Man Ka Yun Kenyon, Dr. Wong Ho Ching Amy &
Dr. Tang Joseph Andrew Wing Kin

Pamela Youde Nethersole Eastern Hospital



The "Non-Vascular Interventional Radiology Course 2017", co-organized by Hong Kong College of Radiologists and Hong Kong Society of Interventional Radiology, was successfully held in Pamela Youde Nethersole Eastern Hospital on 10th June 2017. 38 enthusiastic radiology trainees attended the course.

The course consisted of two parts: lectures in the morning followed by workshops in the afternoon. The lectures provided trainees with comprehensive background knowledge and case illustrations on various non-vascular interventional procedures. Dr. Warren Leung (Pamela Youde Nethersole Eastern Hospital) gave an introduction to the equipment commonly used in non-vascular interventional radiology including puncture needles, different types of guidewires and stents. Dr. Billy Lai (Pamela Youde Nethersole Eastern Hospital) and Dr. Tommy Chan (Princess Margaret Hospital) gave lectures on the principles, procedures and practical tips on biliary drainage and percutaneous nephrostomy respectively. Dr. Alexander Lee (Queen Elizabeth Hospital) provided an insight into oncological interventional procedures such as radiofrequency ablation, microwave ablation and cryotherapy.

The small group hands-on workshops, led by several Fellows from different hospitals (Dr. Warren Leung, Dr. Kendrick Tang, Dr. Francis Cho, Dr. Alice Au, Dr. Barry Leung of Pamela Youde Nethersole Eastern Hospital; Dr. Tommy Chan of Princess Margaret Hospital and Dr. Alexander Lee of Queen Elizabeth Hospital), emphasized the practical tips in performing non-vascular interventions. There were several different workshops including 'Guidewire, drainage catheter and stent'; 'Ultrasound guided percutaneous biopsy and drainage'; 'Radiofrequency ablation' and 'Microwave ablation'. The participants were each given plenty of hands-on opportunities to try different simulated procedures under the guidance of tutors and also gained better understanding of the equipment. Radiofrequency ablation and Microwave ablation staff were also available for support and demonstration.

The trainees all thoroughly enjoyed the course and found it extremely rewarding and useful, giving them an excellent overview of non-vascular interventional radiology procedures. Apart from providing a solid foundation on the basics of interventional radiology, the course also stimulated the trainees' enthusiasm and interest in this exciting branch of radiology. We certainly look forward to similar training courses in the future! 💊


Precision Oncology: Colorectal Cancer,

15th June 2017

Dr. Au Siu Kie, Hong Kong Adventist Hospital (Tsuen Wan)



Prof. Jensen Poon



Dr. Stephen Law



Dr. Siu-kie Au



Dr. Chi-leung Chiang



Dr. Shun-Jen Chen

The Symposium on Precision Oncology: Colorectal Cancer was held on 15th June 2017 in Mira Hotel and featured a series of presentations by experts in the field. Professor Jensen Poon of HK Integrated Oncology Centre gave an exciting overview of surgical management and the new advances like single port laparoscopic and robotic surgery, and transanal mesorectal excision. Dr. Siu-Kie Au of Hong Kong Adventist Hospital explained the various complex molecular classifications of colorectal cancer including sporadic vs hereditary, with or without known driver mutations, mutation rates (ultramutated, hypermutated and chromosomal instability) and genomic classifications (Consensus Molecular Subtypes) in relation to prognosis and treatment outcomes. Dr. Chi-Leung Chiang reviewed the current management of metastatic colorectal cancers according to RAS and MSI/MMR status, BRAF mutations and sidedness and the newer targets. Dr. Shun-Jen Chen of Taiwan Precision Medicine Society talked about the application of next generation sequencing (NGS) in tailoring treatments for patients. Dr. Stephen Law of Hong Kong College of Radiologists led the discussion and pointed out that the current clinical utility of NGS is mainly in the metastatic setting and further clinical studies are needed in the adjuvant setting.

Interested readers can review the symposium at the following link: <http://www.actgenomics.com/en/branch/hong-kong>

Musculoskeletal Symposium of HKCR – Prof. Peter Munk and Prof. James Griffith, 19th June 2017

Dr. Ryan Lee, Prince of Wales Hospital

This is great pleasure to have two experts in musculoskeletal radiology to share with us their experience and updated knowledge in a musculoskeletal symposium organized by Hong Kong College of Radiologists on 19th June 2017 at the Hong Kong Academy of Medicine Jockey Club Building.



Professor Peter Munk, as a visiting professor of The Chinese University of Hong Kong, delivered an interesting lecture – ‘The Hopeless Case: Imaging Guided Palliative Procedures in Metastatic Bone Disease’. Professor Munk is the Professor of Vancouver General Hospital and his main interest is in the musculoskeletal intervention. He shared with us the usefulness and approach of different image guided palliative procedures in metastatic bone disease. He gave us insights into the set-up of better musculoskeletal intervention service in Hong Kong.

Professor James Griffith gave the lecture on ‘Osteoporosis’. He gave us the results of his previous research in osteoporosis and updated research in this area. Osteoporosis is a worldwide problem which musculoskeletal radiologist may easily overlook.

I am much honored to be the moderator of this symposium and all the participants enjoyed the talks.



The 11th Asian–Oceanian Congress of Neuroradiology [AOCNR 2017] in Beijing, China, 18th to 20th August 2017

Dr. Tang Joseph Andrew Wing Kin,
Pamela Youde Nethersole Eastern Hospital

The renowned neuroradiology and head and neck radiology congress Asian-Oceanian Congress of Neuroradiology was recently held in Beijing, China on 18th to 20th August 2017 in collaboration with Beijing Society of Radiology, China International Medical Foundation and Internal Health Exchange and Cooperation Center. The congress highlighted various major topics and recent development in neuroradiology and head and neck radiology. Hundreds of participants from around the world were attracted to this event in the pursuit of in-depth professional development in this field of radiology. We were privileged to have an excellent panel of international experts from USA, Canada, Belgium, Switzerland and Singapore as well as local experts to share with us their expertise.

There was a great number of educational lectures delivered by different world-renowned experts; including “Role of Imaging in the Classification of CNS tumour”, “Basic MRI physics” and “Diseases of the Sellar and Parasellar Region” by Prof. Walter Kucharczyk from University of Toronto, “SCCA of Larynx: What the Clinicians Need to Know?” and “PET-CT: Clinical Application in Head and Neck Oncology” by Prof. Suresh Mukherji from Michigan State University, “Key Imaging Landmarks in Head and Neck Cancer” and “Imaging of Conductive Hearing Loss” by Prof. Hugh Curtin from Harvard Medical School, “Diffusion-weighted and Dynamic Contrast-enhanced MRI in Head and Neck Cancer” and “Perineural Tumour Spread in Head and Neck Cancer” by Prof. Robert Hermans from University Hospitals Leuven, “The Suprahyoid Neck: Pathology through Anatomy” and “The Facial Nerve” by Prof. Richard Wiggins from University of Utah Health Sciences Center, “Nasopharyngeal Carcinoma: Route of Tumour Spread” by Prof. Vincent Chong from National University Cancer Institute, etc. These lectures were well-prepared and informative, bringing excellent learning experience to all participants.



Dr. Lilian Leong chaired the
Takahashi Honorable Lecture at the Opening Ceremony

There were also significant efforts towards the congress made by Hong Kong delegates. Our beloved Dr. Lilian Leong of our College was invited to be the moderator of the opening ceremony of this congress. Dr. Cheng Pui Wai was one of the invited speakers who delivered an educational lecture titled “Imaging Selection of Acute Stroke Patients for Endovascular Interventions”. There were also contributions by Hong Kong radiology trainees in the scientific sessions with three oral presentations prepared and delivered, including “Evaluation of Subarachnoid Haemorrhage using Cerebral CT Angiography” by Dr. Chow Chun Kei Boris

from Queen Elizabeth Hospital, “Endovascular Treatment of Intracranial Aneurysms with Pipeline Embolization Device (PED) – 8 years experience in a Tertiary Referral Centre in Hong Kong” by Dr. Chan Wai Tat Victor from Queen Elizabeth Hospital and “High Resolution Magnetic Resonance Imaging of the Posterior Fossa for Visualization of Cranial Nerves: Comparison of T2 SPACE sequence and CISS sequence” by Dr. Tang Joseph Andrew Wing Kin from Pamela Youde Nethersole Eastern Hospital.



Hong Kong delegates at AOCNR 2017

Takahashi Honorable Lecture “Neuroradiology of China: Past, Today and Future” by Prof. Jianping Dai



Photo with Orator of Takahashi Honorable Lecture, Prof. Jiang Ping Dai (fourth from left)

Besides, we were particularly drawn by one of the program highlights – Takahashi Honorable Lecture by Prof. Jianping Dai from Beijing Tiantan Hospital. His lecture was titled “Neuroradiology of China: Past, Today and Future.” Prof. Dai has laid out an overview of the development of neuroradiology in China from being relatively lagging behind the world

trend of neuroradiology development in pre-open door policy era to rapid advancement in the current days. He also proposed a framework to streamline future neurology service in China backed by a strong neuroradiology profession both in terms of diagnostic and interventional aspects. The lecture was well received with great feedback.

The rapid advances in neuroradiology and head and neck radiology definitely mean more congresses of similar scale a necessity to ensure our professional practice up to current standard. We are therefore looking forward to more enlightening educational experience in the next AOCNR in 2018. 🖋️

Current medical practice not only calls for high vigilance in our daily work but also demands a full understanding of the duty of care that we owe to the patients. The College President, Dr. Law Chun Key, highlighted in the previous issue of newsletter on some of the initiatives that have been taken by the College in response to the concern from members over medicolegal issues in the practice of Radiology.

Along the same initiative, the College organized a seminar on Professional Code of Practice on 16th September 2017 to provide our fellows and members a precious opportunity to gain in-depth understanding in this important topic.

We were very honoured to have two eminent speakers for this event. The first part of the seminar was delivered by Professor Felice Lieh-Mak, GBS, CBE, JP, FRCP, FRANZCP, Council Member of the Medical Council of Hong Kong, on 'The Evolution of the Concept of Professional Misconduct'. Professor Lieh-Mak shared with us how the concept of professional misconduct has evolved in the past few decades with changes in social circumstances. She illustrated with various examples how the Code of Practice has developed along the advancement in standards expected among the medical profession, legal requirements and public expectations.



The second part of the seminar was the lecture on 'What Constitutes Professional Misconduct: An Update' delivered by our second featured speaker David Kan, MA (Med Law), MBBS, MFFLM, BMed Sci (Hons), PDipCAH, Partner, Solicitor Advocate, Howse William Bowers. David guided the audience through the legislative history in Hong Kong and explained the interpretation of professional misconduct. He exemplified the various acts of professional misconduct with cases and explained the analytical challenges related to each case.

The seminar concluded with a dynamic question-and-answer session in which our fellows and members made good use of the valuable opportunity to ask our two speakers pertinent questions related to our Code of Practice and various aspects of medical practice.



I take the liberty to share with members of College on some of the important points that were highlighted in the seminar:

1. "Misconduct in a professional aspect" refers to falling short of the standards expected among registered medical practitioners. It includes any act, whether by commission or omission, which has fallen below the standards of conduct which is expected of members of the profession.
2. While dishonest, disgraceful, dishonourable or unethical conduct, or that involving moral turpitude, would be considered misconduct, such elements are not necessary. It is for the Medical Council to judge whether a doctor's conduct has fallen short of the expected standard.
3. Wrong judgment may not result in misconduct provided that the proper approach consistent with accepted professional standards has been taken before decision.
4. For inadvertent mistake, if it is one which would not have been made should proper measure had been taken, then failure to take the measure could amount to misconduct.
5. It is the nature of the conduct rather than the consequences that will dictate whether there is a breach of professional standards.
6. The duties of radiologist are beyond making the correct diagnosis. If severe or life threatening medical condition is encountered, the treating doctor should be promptly advised
7. It is essential to keep good medical records.
8. In case you feel that you may be the subject of a complaint, it is advisable to seek legal advice early.
9. The judgments and the results of Inquiries can be accessed on the Medical Council website: www.mchk.org.hk



Audience of the seminar, including me without the slightest doubt, had benefited a lot from the lectures and discussion. The excellent talks on the legal concepts related to our daily practice were both witty and informative. The discussion enhanced our understanding of the expected standards of proper conduct and good practice to fulfill doctors' duty of care to patients. More awareness and understanding of these concepts in the daily practice of the audience had surely been kindled. On behalf of the College, I would like to thank the speakers once again for the memorable presentation and sincerely hope they will visit us again. 🖋️



Forthcoming College's Scientific Activities: 7th Joint Scientific Meeting of the Royal College of Radiologists & Hong Kong College of Radiologists and 25th Annual Scientific Meeting of HKCR



7th Joint Scientific Meeting of The Royal College of Radiologists & Hong Kong College of Radiologists and 25th Annual Scientific Meeting of Hong Kong College of Radiologists will be held on 18th – 19th November 2017 (Saturday & Sunday) at the Hong Kong Academy of Medicine Jockey Club Building.

The scientific programme with subspecialty focus on Lymphoma, Oncological Imaging & Intervention and Medical Legal Issues. We are very honoured to have eminent speakers to join our Annual Scientific Meeting this time in Hong Kong. The overseas and local faculties are experts in the disciplines of radiology, clinical oncology and nuclear medicine. As technology and information are moving forward at a very fast pace, it is important for healthcare workers to constantly update ourselves on the information and to arm ourselves with the most appropriate techniques in our delivery of service.

We are confident that all participants will benefit from this opportunity to update their knowledge and in keeping up with recent advancement in the various subspecialties of Radiology, Clinical Oncology and Nuclear Medicine.

CME/CPD ACCREDITATION

Academic Accreditations	CME/CPD Points		
	18 th November 2017	19 th November 2017	Whole Function
The Royal College of Radiologists	7	5.5	12.5
Hong Kong College of Radiologists	7 (Cat. A)	5.5 (Cat. A)	12.5 (Cat. A)
The Hong Kong College of Anaesthesiologists	7 (non-Ana Passive)	5.5 (non-Ana Passive)	12.5 (non-Ana Passive)
Hong Kong College of Community Medicine	6	5	10 (Max.)
College of Dental Surgeons of Hong Kong	7 (Cat. B)	5.5 (Cat. B)	12.5 (Cat. B)
Hong Kong College of Emergency Medicine	6 (PP)	5.5 (PP)	11.5 (PP)
The Hong Kong College of Family Physicians	5 (Cat. 5.2)	5 (Cat. 5.2)	10 (Cat. 5.2)
Hong Kong College of Obstetricians & Gynaecologists	5 (non-O&G)	5 (non-O&G)	5 (non-O&G)
College of Ophthalmologists of Hong Kong	3.5 (passive)	1.75 (passive)	5.25 (passive)
The Hong Kong College of Orthopaedic Surgeons	Pending		
The Hong Kong College of Otorhinolaryngologists	3.5 (Cat. 2.2)	2.5 (Cat. 2.2)	6 (Cat. 2.2)
Hong Kong College of Paediatricians	6 (Cat. A)	6 (Cat. A)	12 (Cat. A)
The Hong Kong College of Pathologists	3.5 (PP)	3 (PP)	6.5 (PP)
Hong Kong College of Physicians	3.5	2.5	6
The Hong Kong College of Psychiatrists	6 (PP/OP)	5.5 (PP/OP)	11.5 (PP/OP)
The College of Surgeons of Hong Kong	6 (passive)	5.5 (passive)	11.5 (passive)
MCHK CME Programme	5 (passive)	5 (passive)	10 (passive)
Radiographer Board of Hong Kong	A maximum of 10 CPD credits [5 CPD credits for 14 th November 2015, 5 CPD credits for 15 th November 2015]		

Please remember to register for your CME/CPD points on both days of the meeting.

We look forward to your participation and support!

For scientific programme and further details of the meeting, please contact the College Secretariat or visit our College website at <http://www.hkcr.org>

HKCR SECRETARIAT:

Hong Kong College of Radiologists

Room 909, 9/F, Hong Kong Academy of Medicine Jockey Club Building, 99 Wong Chuk Hang Road, Aberdeen, Hong Kong

Tel: (852) 2871 8788 Fax: (852) 2554 0739 E-mail: Enquiries@hkcr.org Homepage: <http://www.hkcr.org>

Special College Functions on 18th November 2017:
Joint Admission Ceremonies,
the Seventeenth Ho Hung Chiu Lecture & Dinner of the Colleges

Programme:

5:30pm	Cocktail Reception
6:00pm	The 17 th Joint Ceremonies for Admission of New Fellows
7:00pm	The Seventeenth Ho Hung Chiu Lecture
7:30pm	Cocktail Reception
8:00pm	Dinner of the Colleges

Highlights of the evening

The Seventeenth Joint Ceremonies for Admission of New Fellows

Conferment of Honorary Membership of Hong Kong College of Radiologists



Dr. Francis Nin Fai TANG, B.Sc. (Hons), M.Sc., Ph.D.
Senior Physicist
Department of Clinical Oncology, Queen Mary Hospital, Hong Kong SAR

The Seventeenth Ho Hung Chiu Lecture

Our College is honoured to have

Professor Sophia Chan, JP
Secretary for Food and Health
Hong Kong SAR, China

to deliver the lecture entitled

*Development of Primary Health Care in Hong Kong:
Past, Present and Future*



Dinner of the Colleges

Presentation of Distinguished Contribution Award of Hong Kong College of Radiologists



Dr. Peter Ho Keung CHOI
MB BS (HK), DMRT (London), FRCR, FHKCR, FHKAM (Radiology)



Dr. Hon Shing LAM
MB BS (HK), DMRD (London), FRCR, FHKCR, FHKAM (Radiology)

Final Examination for the Fellowship in Nuclear Medicine, June 2017

Dr. Ngai Wai Tat,
Chairman, Training and Examination Subcommittee
(Nuclear Medicine)



Back row (from left to right):
Dr. Choi Pak Tat Frankie, Dr. Lok Chiu Ming, Dr. Ho Wai Yin,
Dr. Au Yong Ting Kun and Dr. Ngai Wai Tat

Front row (from left to right):
Dr. Law Chun Key, Prof. Val Lewington, Dr. Lilian Leong and
Dr. Wong Yiu Chung

The Final Examination for the Fellowship in Nuclear Medicine was held at the Hong Kong Academy of Medicine Jockey Club Building on 12th and 17th June 2017 respectively. Prof. Val Lewington from King's College London, United Kingdom was invited as the external examiner. Dr. Au Yong Ting Kun from Queen Elizabeth Hospital, Dr. Choi Pak Tat Frankie from Pamela Youde Nethersole Eastern Hospital, Dr. Ho Wai Yin from Queen Mary Hospital & Dr. Lok Chiu Ming from Hong Kong Baptist Hospital were the local examiners. Two candidates successfully passed the examination.

The Council of the College hosted a post-examination dinner to express gratitude to Prof. Lewington and local examiners for their great efforts in making the Fellowship Examination a successful event. 🍷

Forthcoming Meetings in 2017-18

Date	Event	Venue	Website
12-15 October 2017	49 th Congress of the International Society of Paediatric Oncology (SIOP 2017)	Washington, D.C., USA	http://siop-online.org/event/siop-2017/
19-22 October 2017	68 th Annual Scientific Meeting of RANZCR	Perth, Australia	http://www.ranzcr2017.com/
21-25 October 2017	EANM'17 - 30 th Annual Congress of the European Association of Nuclear Medicine	Vienna, Austria	http://eanm17.eanm.org/
25-28 October 2017	The 73 rd Korean Congress of Radiology	Seoul, Korea	http://www.kcr4u.org/
18-19 November 2017	7 th Joint Scientific Meeting of RCR & HKCR and 25 th Annual Scientific Meeting of HKCR	Hong Kong SAR	https://www.hkcr.org/
26 November - 1 December 2017	Radiological Society of North America Annual Meeting 2017 (RSNA 2017)	Chicago, USA	http://www.rsna.org
3-4 February 2018	Breast Imaging Master Class	Melbourne, Australia	https://breastmasterclass.com.au/
28 February - 4 March 2018	European Congress of Radiology (ECR 2018)	Vienna, Austria	https://www.myesr.org/congress
4-9 March 2018	Society of Abdominal Radiology (SAR) 2018 Annual Scientific Meeting	Arizona, USA	http://www.abdominalradiology.org/?AnnualMeeting
20-24 April 2018	12 th World Congress of the World Federation of Nuclear Medicine and Biology	Melbourne, Australia	https://wfnmb2018.com/registration/
11-13 May 2018	RadiologyAsia 2018	Singapore	http://www.radiologyasia.com/
8-10 June 2018 15-17 June 2018	8 th IDKD Intensive Course in Asia 2018	Hong Kong SAR & Beijing, China	https://www.idkd.org/cms/
1-5 June 2018	American Society of Clinical Oncology Annual meeting 2018 (ASCO 2018)	Chicago, USA	http://am.asco.org/
30 June – 2 July 2018	2018 AIRP Course in Hong Kong	Hong Kong SAR	https://www.hkcr.org/


Interview with Dr. Lai Bing Man

Radiologists work with images every day and there are those of us who enjoy using their creativity and artistic skills in photography which is the art of producing images of objects on photosensitive surfaces (image sensor or photographic film) by recording light or other electromagnetic radiation.

Being a well-established radiologist and an expert in photography with distinguished achievements, Dr. Lai Bing Man has contributed to our College and our radiology community throughout the years, and it was our pleasure and privilege to have an interview with him. On a sunny Monday afternoon, he sat down with us in his office and talked with us about his passion for photography.



Interview with Dr. Lai Bing Man




The Journey in Photography

‘I developed a sense of curiosity in photography during a visit to Florida in 1997,’ Dr. Lai began. ‘I was attracted by the pattern of shadow of the roof cast on the floor just outside the exit of a chocolate factory, so I took a photo of the scene and it won the champion in the 1997 Federation of Medical Societies of Hong Kong photo competition. Since then, I became passionate about photography and started learning photography technical skills to improve the quality of my images.’

After some years, Dr. Lai decided to take his photography to the next level – to go beyond basic snapshots and applied for Distinction of the Royal Photographic Society. The Royal Photographic Society sets recognized standards of photographic achievements which require images of exceptional standards and a written Statement of Intent for the examination. ‘I passed the Associate Distinction examination of the Royal Photographic Society (ARPS) in 2006 by submitting 15 photos of trams in Hong Kong,’ said Dr. Lai.

It took Dr. Lai 5 years of hard work and dedication to accomplish this goal. ‘At that time, I frequently got on the tram from Kennedy Town terminus to Shau Kei Wan terminus day and night to capture photos from its inside and from the outside,’ he added. ‘I had to get up early and waited outside the Whitty Street depot in Sai Wan in order to capture a photo of trams coming out from the gate of the depot.’



Trams started to serve Hong Kong from 1904. Hong Kong double deck trams are the only functioning double deck trams in the world.

It is the vein of Hong Kong Island running from the west end old dried seafood stores district, through the modern and busy commercial Central district and the Causeway Bay shopping area to the east end.

It provides a convenient, cheap but slow means of transportation for Hong Kong people.

*By riding the tramways, one can experience the contrast of old & new.
It is a link between the past, the present and the future.*

*As Hong Kong is a fast pace modern city, the slow tramways may eventually be replaced.
This set of photos records an old fashioned means of transportation in a modern city.*


Dr. Lai's passion in photography has created a positive influence on his work in radiology. 'The pleasure of photography has made me more observant and has increased my awareness of the surrounding,' he remarked. 'It has also enhanced my appreciation of natural beauty and the artistic aspect of radiology images. Moreover, it trains my power of concentration and perseverance as we have to wait for the right opportunity to capture the precise moment in both photography and radiology.'



Photography masterpieces by Dr. Lai

Contribution to Hong Kong College of Radiologists

Being passionate in photography and keen on sharing his work, Dr. Lai has made various contributions to our College and our radiology community throughout the years. Dr. Lai was invited to be the chairman of photo competitions at various conferences, including Asian Oceanian Congress of Radiology. He has contributed many of his beautiful photos to our College for making postcards, greeting cards and calendars for the HKCR Annual Scientific Meetings. In addition to contributing his photography masterpieces, Dr. Lai also supports our College in other areas including serving as committee member in the Membership Committee since 1998.




HKCR Newsletter Summer Issue in 2005, documenting Dr. Lai's contribution of his photos to our College for making postcards and greeting cards.

College Postcards and Greeting Cards

The beautiful photos below were taken by Dr. Lai Bing Man who kindly allowed our College to use them for making postcards and greeting cards.



All three photos are available as postcards but only the first photo for the greeting card. The selling price is \$2 for postcard and \$5 for greeting card. Only the greeting cards are with envelopes. Members who are interested in purchasing these cards can contact our College's Secretariat.



Starling Inlet, Luk Kong : At dusk 衆
嘉頓沙頭角海



Tsing Ma Bridge : Lighting up 李

青馬大橋

As the longest suspension bridge with both rail and road traffic in the world, Tsing Ma Bridge is an engineering marvel the likes of which stand to the west of Hong Kong. In case of severe rainstorms when the bridge's 2 lanes are shut down, the 2 railway lines and 2 road lanes enclosed below can still operate for traffic to the Airport.



Pat Nai, Lau Pau Shan : Sunset
 海山日落
 Pat Nai is considered the best place to watch sunset in Hong Kong. It is also famous for Cystis tering, producing the "as" as Shin Cystis". In 1987, an archeological discovery of 2 levels was found in the Chai's farm in the star hill village, covering 1377AD. The upper level contains a number of human remains dated 3500 years ago and artifacts from the lower one included metal and 4000 years old.

Hong Kong Landmarks Photos sponsored by:
DR. LAI BING MAN
Fellow of Hong Kong College of Radiologists

黎炳民醫生

醫生攝影會副主席 (2006-Now)

英國皇家攝影學會會士 A. RPS (2007)

香港攝影學會會士 A PSHK (2006)

香港攝影藝術協會會士 A. HKAPA (2006)

影聯攝影學會會士 A UAFA (2006)



Horn Tin, Sai Kung : 2 dogs strolling 游
 西貢鹹田
 Sai Kung Horn Tin Beach, together w/ 1 Tai Long Pur are considered 2 most beautiful beaches
 西貢鹹田



Mai Po : Lotus Pond 馬尾 蓮花池

Mai Po Natural Reserve with its meadows and wetland is a site for naturalists, birdwatchers and environmental hunters and for appreciators of verdant biodiversity... it is a haven for farmers



Nam Sang Wai, Yuen Long 南生圍



Victoria Harbour at night
香港夜景
View from Star Ferry in Kowloon. The deep waters between Hong Kong Island and the Kowloon Peninsula are why a collection of fishing villages grew to become an international centre of trade. The Harbour at night is one of the world's most awesome urban landscapes and is well loved by



Victoria Harbour
維多利亞港



Tai O Stilts Houses
火邊水棚

The O is home to the Taiko people, a community of fisher folk who built their houses on stilts above the tidal flats of Lantau Island for generations. These small structures are interesting as forming a tightly knit community that lives on the water.



HOPE YOU ENJOY IT!



For your Gadgets



For the Messinger



For Going Out





Conference bags, calendars using photography masterpieces contributed by Dr. Lai.



Photo Exhibitions at HKCR Annual Scientific Meeting.



Dr. Lai contributed as Chairman of Photo Competition in AOCR.



Postscript

After the inspiring interview with Dr. Lai, we were impressed by his passion for photography. His advice for the young aspiring photographers in our radiology profession is to attend workshops that seek to help photographers recognize their potential and develop their skills, and to learn from others who share the same enthusiasm in photography. 📷

Change of Chinese Translation of Qualification of Fellow, Royal College of Radiologists

The Medical Council of Hong Kong (MCHK) has recently decided to change the Chinese translation of the qualification of Fellow, Royal College of Radiologists from “英國皇家放射科學醫學院院士” to “皇家放射科學醫學院院士” so as to maintain consistency with other quotable qualifications and to follow MCHK policy decision in 2006 not to add the country name to the Chinese title of the qualification if the country name was not in the original title. There would be a 3-year transitional period during which the use of either the old title or the revised title by a medical practitioner would be acceptable by MCHK. The updated list of Quotable Qualifications could be viewed at MCHK website: <http://www.mchk.org.hk/english/guideline/qualification.html>. 📷

Erratum

An erratum for Hong Kong College of Radiologists Spring Issue 2017 identifies one error as follow:

On the outside back cover, the name of Dr. Sherwin S.W. Lo was omitted from the list of HKCR Office Bearers. Dr. Lo has been serving as HKCR Co-opted Council Member from 2016 to 2017. 📷

The Intercollegiate Basketball Tournament, July 2017

Dr. Kenyon Man, Pamela Youde Nethersole Eastern Hospital

Dr. Edward Chu, Queen Mary Hospital

Dr. Dicken Wong, Kwong Wah Hospital

The Intercollegiate Basketball Tournament 2017, organized by the Hong Kong College of Otorhinolaryngologists, had 5 teams playing this year: Otorhinolaryngologists, Ophthalmologists, Anaesthesiologists, Radiologists and colleagues from Emergency Medicine. It showed increasing scale when compared to last year. The matches took place in CUHK New Asia College Gymnasium and University Sports Centre on 8th, 15th, 22nd and 29th of July 2017.



The opening ceremony of the Intercollegiate Basketball Tournament 2017 was held on 8 July 2017 in the New Asia College Gymnasium. Over fifty participants attended the opening ceremony. They included college representatives, basketball players, fellows, members and their family members. President of the College of Otorhinolaryngologists delivered a welcome speech and presented souvenir flags to the Colleges representatives. The ceremony concluded with a demonstration of proficiency in basketball playing by the five basketball captains and their teammates. We were grateful to have representatives of the 5 colleges for joining the ceremony and addressing the audience, including Dr. Jennifer Khoo (Senior Vice President of the Hong Kong College of Radiologists).

During the first round our team competed with the College of Emergency Medicine. We displayed great sportsmanship and teamwork. Despite the tight game, we managed to make several clutch shots to seal a 40-36 win in the last seconds. In the second match, we defeated the College of Anaesthesiologists 45-25 with all our players having extraordinary performance. In spite of a shortage of players, we played strongly throughout the third match against the College of Ophthalmologists with a 43-27 win. In the last game against the College of Otorhinolaryngologists, we had full starting line-up and strived for our first championship. However, the opponent had better offensive form, defensive speed and greater preparation for the game. They deserved a victory against us.

With a 3-1 win loss ratio in the tournament, we came up as the first runner-up, a major part of which was attributable to the support of our college had provided. We would like to express our heartfelt gratitude to Dr. Leong, Dr. Khoo, Dr. Law and Dr. Ma for their encouragement and advice.

We would love to see more newcomers to join our basketball family and keep the spirit. If you would like to play together next year, please do not hesitate to contact us. 🏀



Our College has the following numbers of members as at 30 September 2017

Status	Number
Honorary Fellow	17
Honorary Member	7
Fellow	547
Member	126
Trainee Member	57
Associate Member	5
Total	759

List of Fellows admitted from 1 March 2017 till 30 September 2017

Admission date	Name	Specialty	Institute
25 July 2017	CHENG Shan Shan	RD	QEH
25 July 2017	FUNG Sin Yue Cindy	RD	NDH
25 July 2017	LEE Kar Ho	RD	PYNEH
25 July 2017	NG Fung Him	RD	UCH
25 July 2017	WU Kwan Kit	NM	QEH
25 July 2017	YU Ka Tung Stanley	CO	QEH

List of Members admitted from 1 March 2017 till 30 September 2017

Admission date	Name	Specialty	Institute
28 March 2017	CHIN Hoi Kevin	RD	PYNEH
25 April 2017	BAO King Hei Kelvin	CO	QEH
25 April 2017	CHU Yin Lun Edward	RD	QMH
25 April 2017	NG Koon Kiu	NM	QEH
23 May 2017	CHUNG Hiu Shun	CO	QEH
23 May 2017	FUNG Brian Wai Him	RD	TMH
23 May 2017	FUNG King Him	RD	QEH
23 May 2017	LEE King Yeung Stanley	CO	QEH
23 May 2017	LEE Yat Sing	RD	TMH
23 May 2017	LEUNG Kai Dick David	RD	QEH
23 May 2017	XU Lu	RD	QEH
27 June 2017	CHAN Lok Chi Angie	RD	NDH
27 June 2017	LAW Matthew Ka Ki	RD	PYNEH
25 July 2017	Agnes WONG	RD	KWH
25 July 2017	YIP Pui Lam	CO	TMH
29 August 2017	David Ryan JOHNSON	CO	PWH

List of Trainee Member admitted from 1 March 2017 till 30 September 2017

Admission date	Name	Specialty	Institute
25 April 2017	WONG Wai Chung	NM	QEH
27 June 2017	LAU Hoi To	RD	QMH
29 August 2017	CHAN Arren	DR	QMH
29 August 2017	CHAN Cherry Cheuk Yan	DR	KWH
29 August 2017	CHAN Cheuk Fun	CO	PWH
29 August 2017	CHAN Lok Hei Derek	RD	QMH
29 August 2017	CHAU Hoi Ting Hatty	RD	PMH
29 August 2017	CHEN Chih Chi Allen	CO	PWH
29 August 2017	CHEUNG Claudia	RD	KWH
29 August 2017	CHEUNG Sze Nga	CO	PYNEH
29 August 2017	CHIU Ho Hei Jeremy	RD	TMH
29 August 2017	HUNG Jessica Long-ching	CO	PYNEH
29 August 2017	KO Tsz Yan	RD	PYNEH
29 August 2017	LAM Justin Chak Yiu	RD	TMH
29 August 2017	LAU Jeremy Hugh Yen-hey	NM	TMH
29 August 2017	LO Hong Yip	RD	KWH
29 August 2017	LUI Huo Zheng Daniel	CO	PMH
29 August 2017	MAK Yuen Hei	RD	QMH
29 August 2017	SO Hin Kwan	CO	PMH
29 August 2017	SUNG Winnie Wing Yan	CO	QEH
29 August 2017	WAN Fong Ying	RD	QEH
29 August 2017	WONG Henry Chun Yip	CO	PMH
29 August 2017	WOO Stephanie Cheri	RD	PMH
29 August 2017	YUNG Wing	CO	QEH
22 September 2017	KWOK Po Lam	RD	PYNEH
22 September 2017	LAW Wing Chung	RD	PWH
22 September 2017	LIU Tsz Chim	CO	TMH
22 September 2017	WO Bar Wai Barry	CO	TMH

List of Associate Members admitted from 1 March 2017 till 30 September 2017

Admission date	Name	Specialty	Institute
25 July 2017	NG Ming Yen	RD	HKU
25 July 2017	Varut VARDHANABHUTI	RD	HKU



2018 AIRP Course in Hong Kong

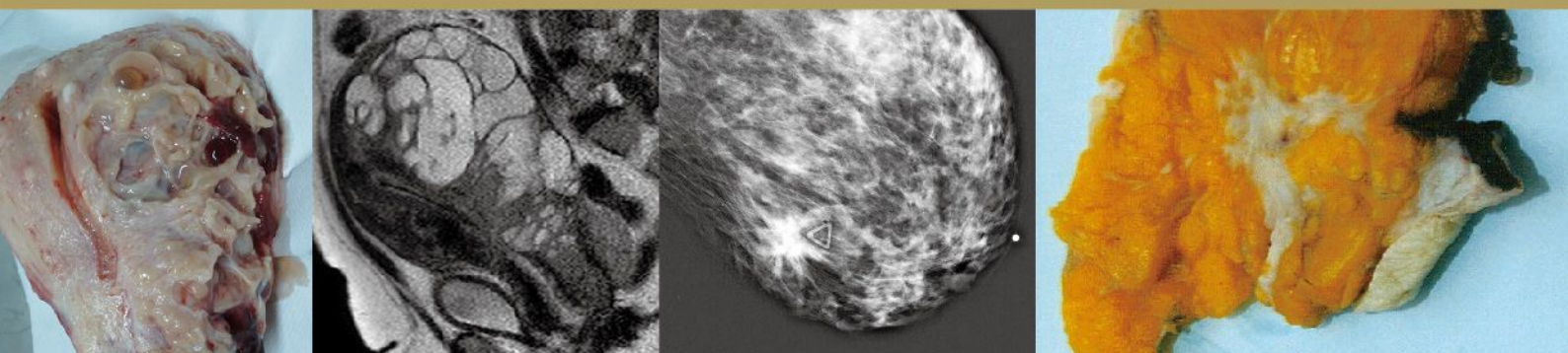
30th June – 2nd July 2018

Hong Kong Academy of Medicine Jockey Club Building

Subspecialty Focus:
Musculoskeletal Radiology
Breast Imaging
Women's Imaging

The renowned, unique training course for the pathophysiologic understanding of disease as the basis for radiologic interpretation

Register now and learn more at
airp.org and hkcr.org





EMERGENCY RADIOLOGY

INTERNATIONAL DAY OF RADIOLOGY

.....

NOVEMBER 8, 2017



AN INITIATIVE OF THE ESR, ACR AND RSNA

ESRF
EUROPEAN SOCIETY
OF RADIOLOGY

ACR
AMERICAN COLLEGE OF
RADIOLOGY
QUALITY IS OUR IMAGE

RSNA
Radiological Society
of North America

WWW.IDOR2017.COM

Let's celebrate together!

© **ESRF**
EUROPEAN SOCIETY
OF RADIOLOGY, 2017
all rights reserved

The Council (2016-2017)

PRESIDENT

Dr. C.K. Law
羅振基醫生

SENIOR VICE-PRESIDENT

Dr. Jennifer L.S. Khoo
邱麗珊醫生

VICE-PRESIDENT

Prof. Anne W.M. Lee
李詠梅教授

WARDEN

Dr. Y.C. Wong
王耀忠醫生

HONORARY TREASURER

Dr. T.M. Chan
陳子敏醫生

HONORARY SECRETARY

Dr. Stephen C.W. Cheung
張志偉醫生

COUNCIL MEMBERS

Dr. Danny H.Y. Cho
曹慶恩醫生

Dr. K.O. Lam
林嘉安醫生

Dr. Sherwin S.W. Lo
盧成瑋醫生

Dr. C.Y. Lui
呂振英醫生

Dr. Hector T.G. Ma
馬天競醫生

Dr. W.T. Ngai
魏偉達醫生

Dr. W.L. Poon
潘偉麟醫生

Dr. K.S. Tse
謝健榮醫生

Dr. K.H. Wong
黃錦洪醫生

HONORARY LEGAL ADVISOR

Mrs. Mabel M. Lui
呂馮美儀女士

HONORARY AUDITOR

Mr. Charles Chan
陳維端先生

FOUNDING PRESIDENT & IMMEDIATE PAST PRESIDENT

Dr. Lilian L.Y. Leong
梁馮令儀醫生

EXECUTIVE OFFICERS

Ms. Karen Law
羅雅儀小姐

Ms. Phyllis Wong
黃詩汝小姐

Editorial Board

Dr. LUI Chun Ying
Dr. CHO Hing Yan, Danny
Dr. HO Pui Ying, Patty
Dr. KHOO Lai San, Jennifer
Dr. LUK Yiu, Shiobhon
Dr. NGAI Wai Tat
Dr. SOONG Sung, Inda
Dr. WONG Cheuk Kei Kathy

HONG KONG COLLEGE OF RADIOLOGISTS

Address: Rm 909, 9/F, Hong Kong Academy of Medicine Jockey Club Building,
99 Wong Chuk Hang Road, Aberdeen, Hong Kong

Tel.: (852) 2871 8788 Fax.: (852) 2554 0739

E-mail: enquiries@hkcr.org Homepage: www.hkcr.org